



US00D612225S

(12) **United States Design Patent**  
**Forte**

(10) **Patent No.:** **US D612,225 S**  
(45) **Date of Patent:** **\*\* Mar. 23, 2010**

(54) **PANEL BAR FOR ELECTRIC PANEL BOX**

(76) Inventor: **John Forte**, 112 Beaver Brook Rd.,  
Danbury, CT (US) 06810

(\*\*) Term: **14 Years**

(21) Appl. No.: **29/282,863**

(22) Filed: **Jul. 31, 2007**

(51) **LOC (9) Cl.** ..... **08-08**

(52) **U.S. Cl.** ..... **D8/356**

(58) **Field of Classification Search** ..... D8/105,  
D8/107, 333, 349, 354, 356, 358, 360, 360.1,  
D8/367, 373, 382, 383, 394-396, 400; D13/153;  
24/18, 197, 561; 52/220.7; 174/135, 153 G,  
174/650, 656; 242/400.1, 405.1, 405.2, 600,  
242/603; 248/65, 74.1-74.4, 201, 214, 215,  
248/229.26; 439/92-108, 501, 535; 211/26  
See application file for complete search history.

(56) **References Cited**

**U.S. PATENT DOCUMENTS**

- D138,739 S \* 9/1944 Harris ..... D8/356
- 2,526,766 A \* 10/1950 Ornell ..... 211/120
- 2,643,840 A \* 6/1953 Lanman ..... 248/494
- D171,224 S \* 12/1953 Pfaff ..... D8/356
- D188,221 S \* 6/1960 Maro ..... D6/574
- 3,297,168 A \* 1/1967 Fleming ..... 211/89.01
- 3,740,693 A \* 6/1973 Gorman ..... 439/888
- D228,737 S \* 10/1973 Mathews ..... D8/356
- 3,906,146 A \* 9/1975 Taylor ..... 174/72 A
- 4,580,864 A \* 4/1986 Knickerbocker ..... 439/395
- D292,370 S \* 10/1987 Fairbanks ..... D8/369
- 5,067,677 A \* 11/1991 Miceli ..... 248/68.1

- 5,090,645 A \* 2/1992 Zuercher ..... 248/68.1
- D328,024 S \* 7/1992 Grubicy et al. .... D8/356
- 5,209,441 A \* 5/1993 Satoh ..... 248/74.2
- D339,982 S \* 10/1993 Rodriguez Prados ..... D8/356
- 5,817,983 A \* 10/1998 Rodkey et al. .... 174/135
- D462,665 S \* 9/2002 Witting ..... D13/155
- D463,253 S \* 9/2002 Canty ..... D8/356
- D481,616 S \* 11/2003 Seketa et al. .... D8/373
- D509,479 S \* 9/2005 DePaola ..... D13/155
- D520,863 S \* 5/2006 Schwartz et al. .... D8/394
- 7,051,983 B2 \* 5/2006 Sirignano ..... 248/68.1
- 7,362,941 B2 \* 4/2008 Rinderer et al. .... 385/134
- D571,189 S \* 6/2008 Verelli et al. .... D8/354
- D572,114 S \* 7/2008 Segovia, Jr. .... D8/354
- D580,259 S \* 11/2008 Schmidt et al. .... D8/382
- 2003/0119385 A1 \* 6/2003 Elliot et al. .... 439/894
- 2004/0149486 A1 \* 8/2004 Douglas et al. .... 174/135
- 2006/0032655 A1 \* 2/2006 Sirignano ..... 174/58
- 2008/0045076 A1 \* 2/2008 Dittmann et al. .... 439/495

\* cited by examiner

*Primary Examiner*—Robert M Spear

*Assistant Examiner*—Karen Acker

(74) *Attorney, Agent, or Firm*—Ostrolenk Faber LLP

(57) **CLAIM**

The ornamental design for a panel bar for electric panel box,  
as shown and described.

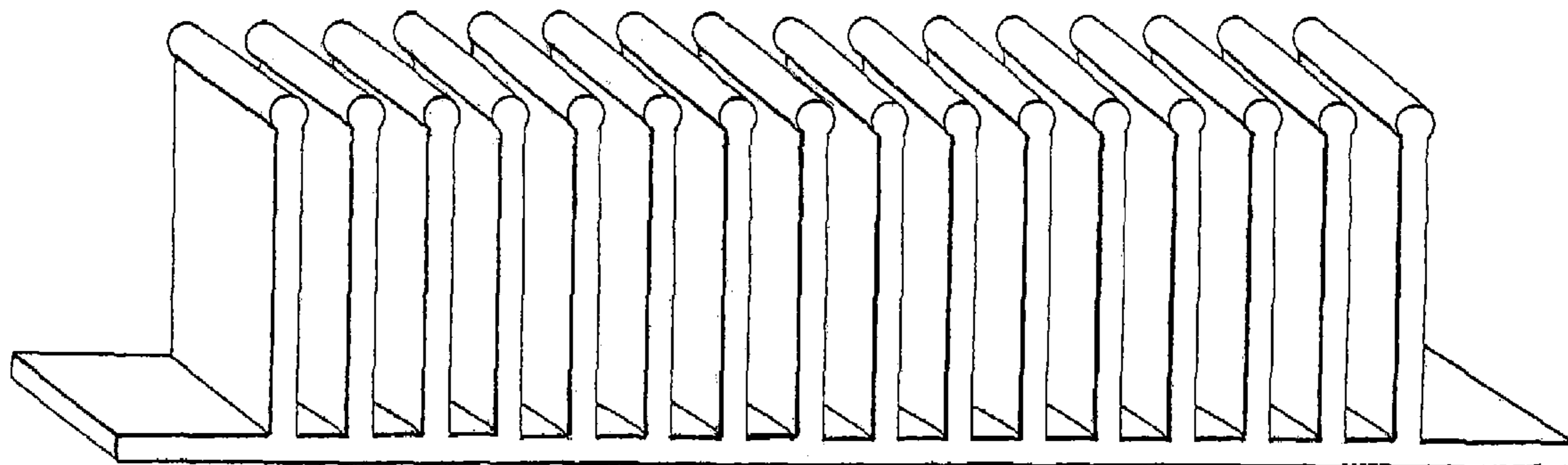
**DESCRIPTION**

FIG. 1 is a perspective view of a panel bar for electric panel  
box showing my new design;

FIG. 2 is a front elevation view thereof; and,

FIG. 3 is an end elevation view thereof.

**1 Claim, 2 Drawing Sheets**



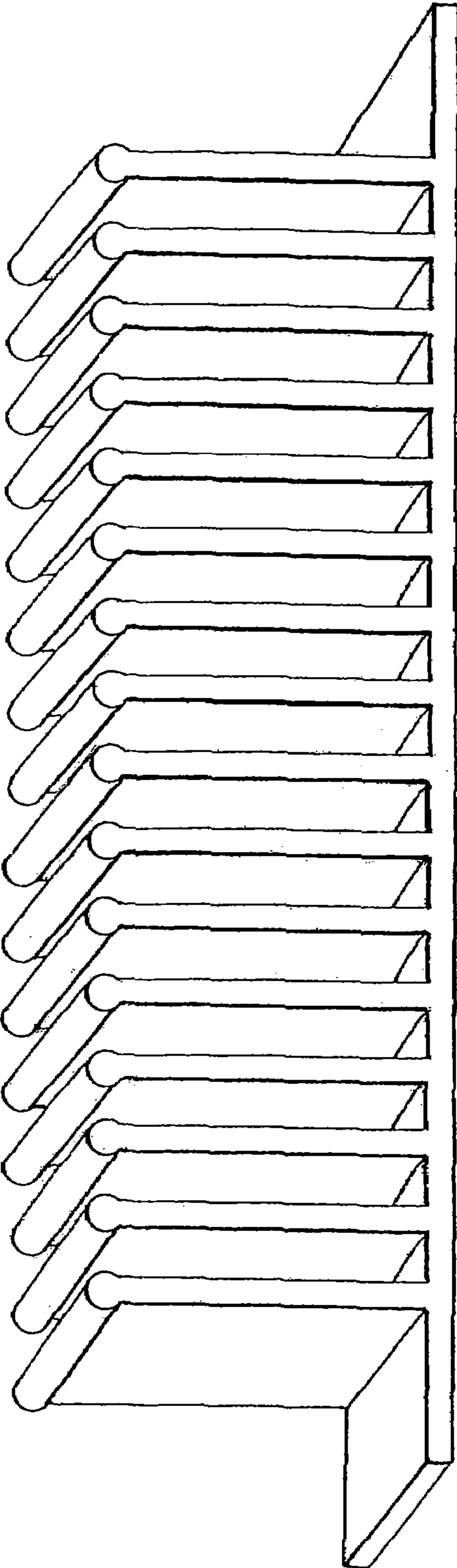


FIG. 1




FIG. 3

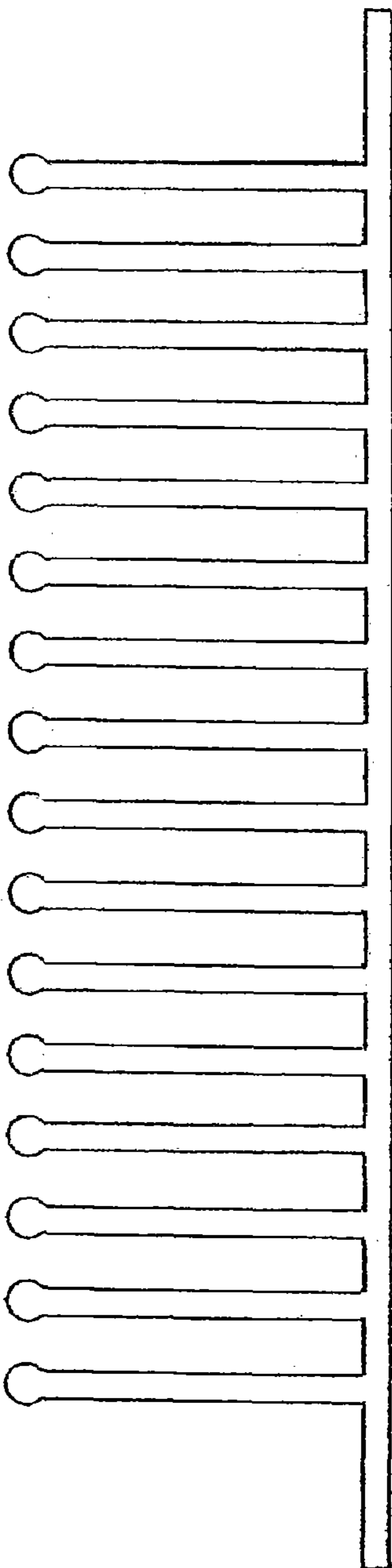


FIG. 2