



US00D612222S

(12) **United States Design Patent**
Ali et al.

(10) **Patent No.:** **US D612,222 S**
(45) **Date of Patent:** **** Mar. 23, 2010**

(54) **FINGER SANDER**

(75) Inventors: **Terry Ali**, Xenia, OH (US); **Christopher Ali**, Beavercreek, OH (US); **Frank F. Ali**, Xenia, OH (US)

(73) Assignee: **Ali Industries, Inc.**, Fairborn, OH (US)

(**) Term: **14 Years**

(21) Appl. No.: **29/337,040**

(22) Filed: **May 14, 2009**

(51) **LOC (9) Cl.** **08-05**

(52) **U.S. Cl.** **D8/90**

(58) **Field of Classification Search** D8/14,
D8/90; 451/523, 524, 525, 526, 534, 538,
451/539

See application file for complete search history.

(56) **References Cited**

U.S. PATENT DOCUMENTS

4,922,665	A *	5/1990	Wanatowicz	451/493
5,054,248	A *	10/1991	Thayer	451/524
D369,665	S *	5/1996	Holt	D24/147
5,718,622	A *	2/1998	Jones	451/524
D392,868	S *	3/1998	Ansavish	D8/90
D406,224	S	3/1999	Ali		
D406,514	S	3/1999	Ali		
D406,515	S	3/1999	Ali		
D406,516	S	3/1999	Ali		
D406,517	S	3/1999	Ali		
6,267,658	B1	7/2001	Ali et al.		
D462,597	S *	9/2002	Deshler	D8/90

D470,381	S *	2/2003	Magann	D8/90
D477,764	S *	7/2003	Magann	D8/90
D480,424	S *	10/2003	Belton et al.	D19/53
6,634,937	B1 *	10/2003	Edwards et al.	451/502
D509,723	S *	9/2005	Smith	D8/90
D525,507	S *	7/2006	Kirschhoffer et al.	D8/90
D577,561	S *	9/2008	Ali et al.	D8/90

* cited by examiner

Primary Examiner—Philip S Hyder

Assistant Examiner—Roselynn Cody

(74) *Attorney, Agent, or Firm*—R. William Graham

(57) **CLAIM**

We claim the ornamental design for a finger sander, as shown and described.

DESCRIPTION

FIG. 1 is a top perspective view of a finger sander showing our new design;

FIG. 2 is a bottom perspective view thereof;

FIG. 3 is a top view thereof;

FIG. 4 is a front end view thereof;

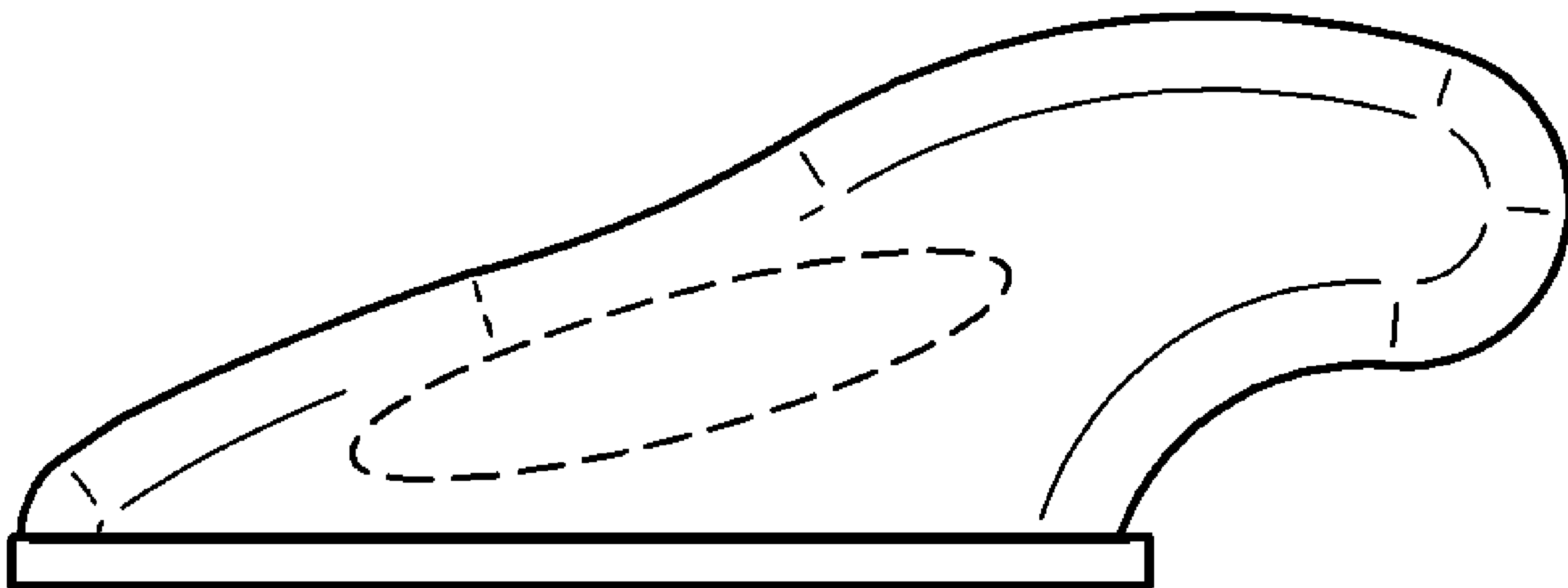
FIG. 5 is a back end thereof;

FIG. 6 is a right side elevational view thereof, the left side being a minor image; and,

FIG. 7 is a bottom plan view thereof.

The broken lines in FIGS. 1–4 and 6 illustrate oval features that form no part of the claimed design.

1 Claim, 2 Drawing Sheets



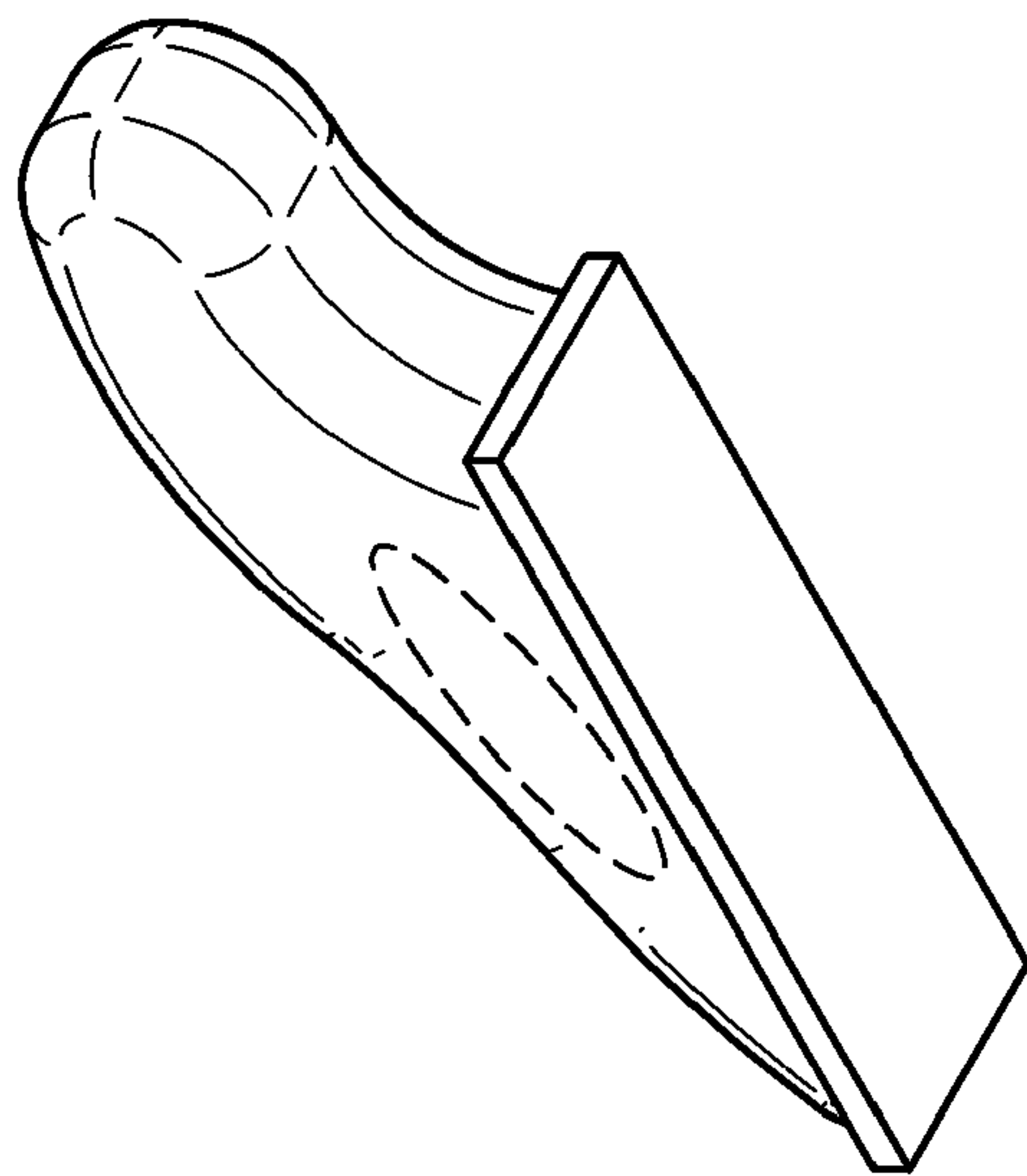


Figure 2

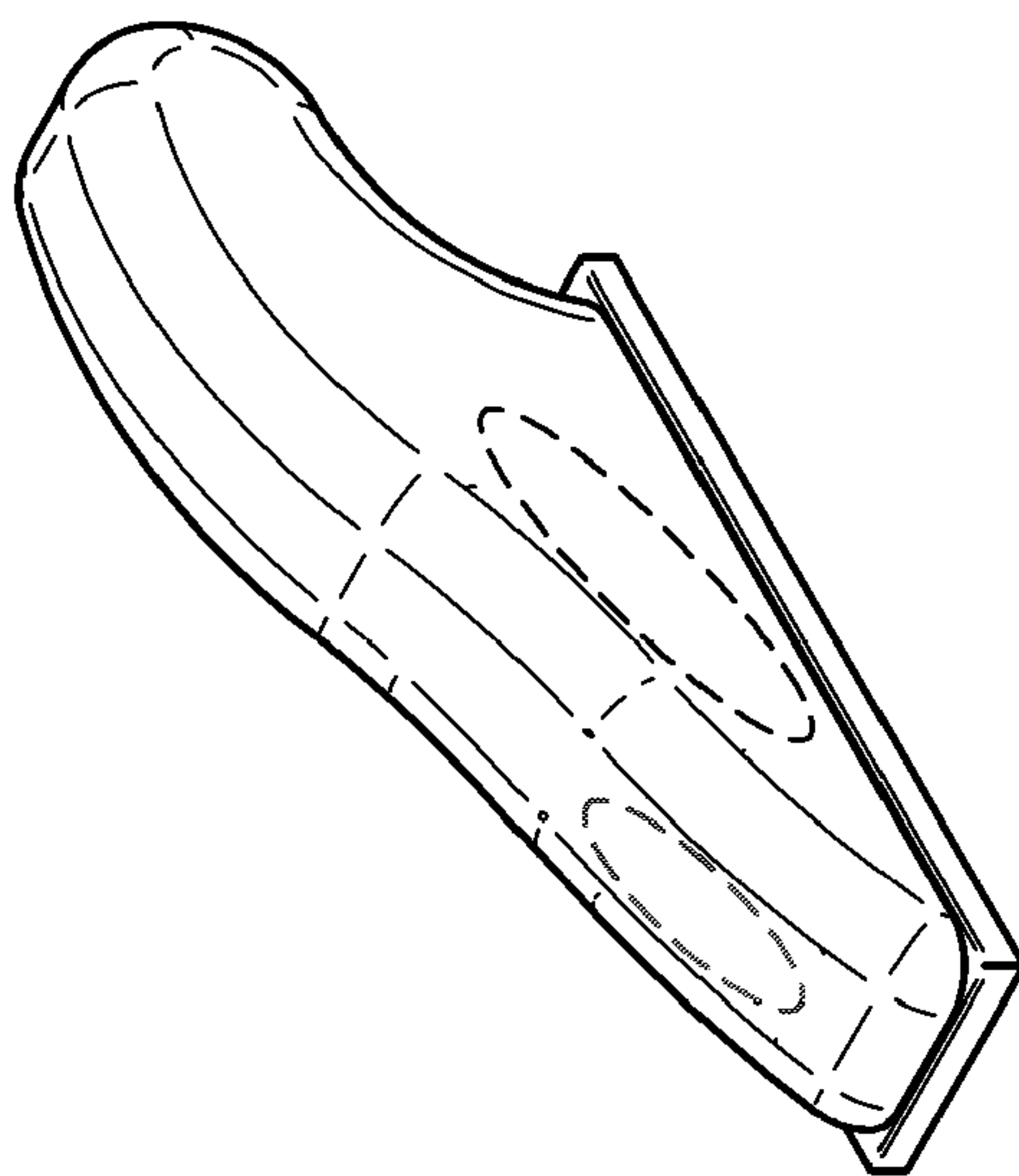


Figure 1

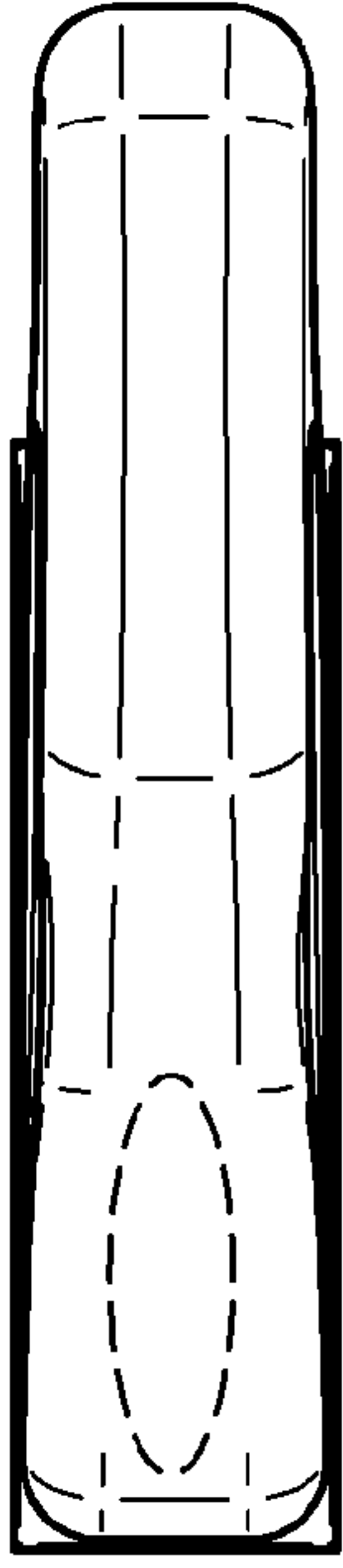


Figure 3

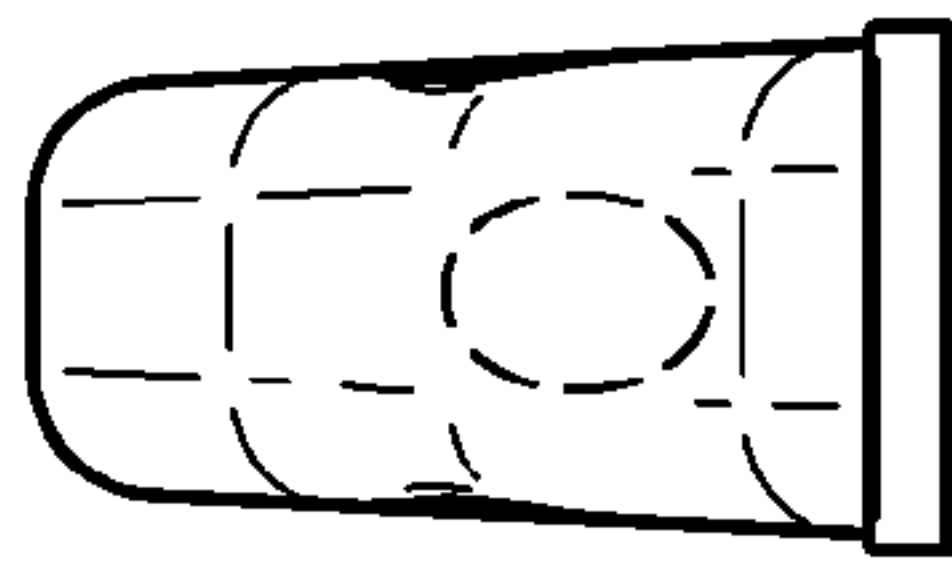


Figure 4

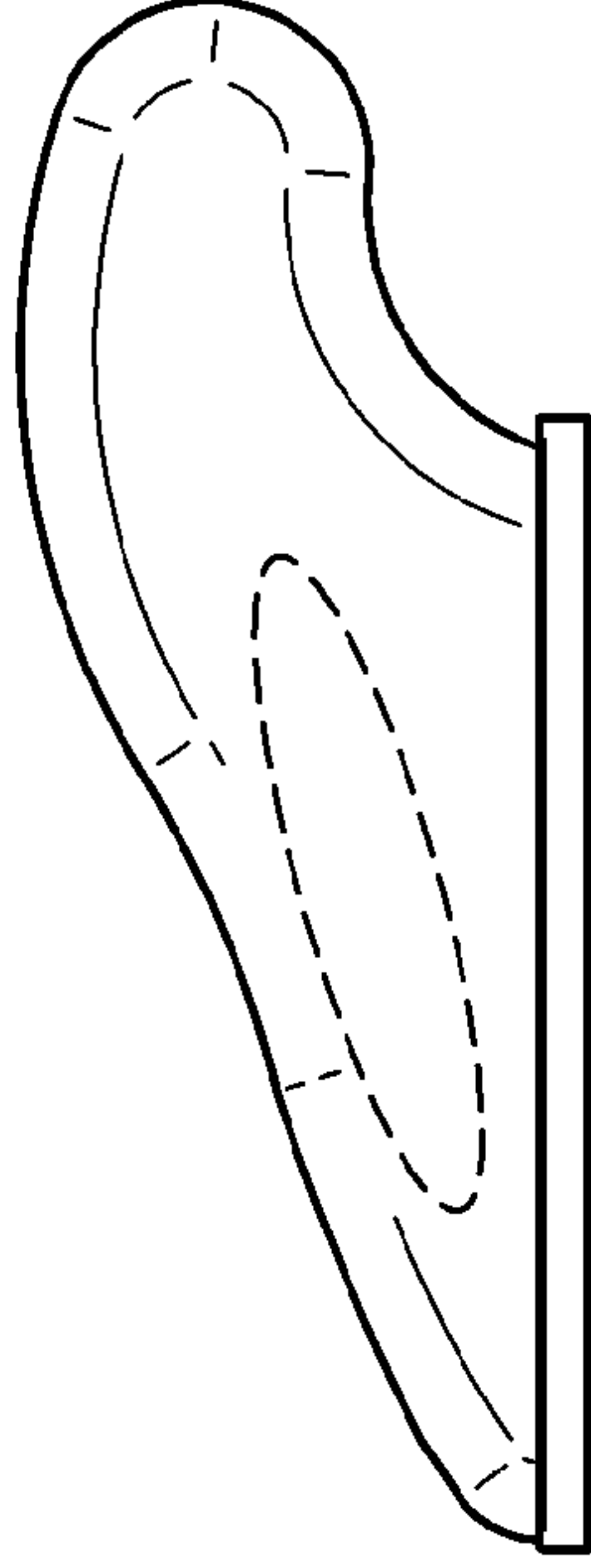


Figure 6

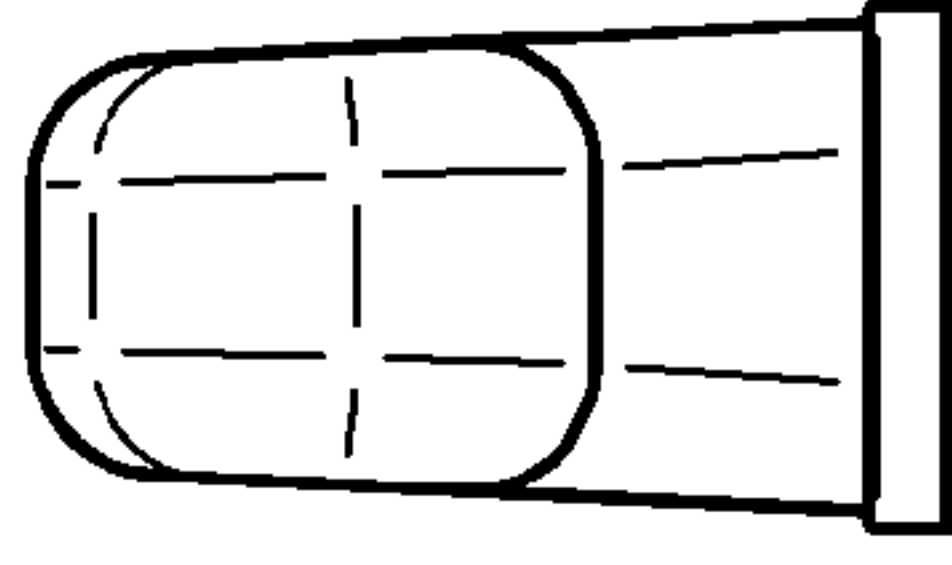


Figure 5




Figure 7