



US00D612210S

(12) **United States Design Patent**  
**Baker et al.**

(10) **Patent No.:** **US D612,210 S**  
(45) **Date of Patent:** **\*\* Mar. 23, 2010**

(54) **PORTION OF AN APPLIANCE**

(75) Inventors: **Chuck Baker**, Anderson, SC (US);  
**James Hughes**, Hendersonville, TN  
(US); **Daniel Hartley Green**, Nashville,  
TN (US); **Vittorio Cascianelli**,  
Anderson, SC (US)

(73) Assignee: **Electrolux Home Products, Inc.**,  
Cleveland, OH (US)

(\*\*) Term: **14 Years**

(21) Appl. No.: **29/340,221**

(22) Filed: **Jul. 15, 2009**

(51) **LOC (9) Cl.** ..... **07-02**

(52) **U.S. Cl.** ..... **D7/405**

(58) **Field of Classification Search** ..... D7/339-341,  
D7/346-349, 402, 405, 406; 126/21 A, 21 R,  
126/39 B, 273 A; 219/391-394  
See application file for complete search history.

(56) **References Cited**

**U.S. PATENT DOCUMENTS**

D349,004 S *	7/1994	Ivanovich	.....	D7/340
D375,867 S *	11/1996	Sparks	.....	D7/340
D464,229 S *	10/2002	Baldwin et al.	.....	D7/340
D470,720 S *	2/2003	Jones et al.	.....	D7/405
D511,925 S *	11/2005	Baldwin	.....	D7/340
D511,926 S *	11/2005	Baldwin	.....	D7/340
D530,152 S *	10/2006	Pryor	.....	D7/405

D541,577 S *	5/2007	Kim	.....	D7/340
D555,976 S *	11/2007	Baldwin	.....	D7/405
D560,955 S *	2/2008	Shin et al.	.....	D7/340
D564,282 S *	3/2008	Suh et al.	.....	D7/340
D564,836 S *	3/2008	Crookshanks et al.	.....	D7/405
D565,351 S *	4/2008	Crookshanks et al.	.....	D7/405
D572,529 S *	7/2008	Crookshanks et al.	.....	D7/405
D578,823 S *	10/2008	Kim	.....	D7/340

\* cited by examiner

*Primary Examiner*—T. Chase Nelson

*Assistant Examiner*—Mark Cavanna

(74) *Attorney, Agent, or Firm*—Banner & Witcoff, Ltd.

(57) **CLAIM**

The ornamental design for a portion of an appliance, as shown and described.

**DESCRIPTION**

FIG. 1 is a front perspective view of a portion of an appliance showing our new design;

FIG. 2 is a front view thereof;

FIG. 3 is a right side view thereof;


FIG. 4 is a left side view thereof;

FIG. 5 is a top view thereof; and,

FIG. 6 is a bottom view thereof.

The broken line showing of various regions, including the unshaded areas therein, is for illustrative purposes and forms no part of the claimed design.

**1 Claim, 5 Drawing Sheets**






FIG. 1

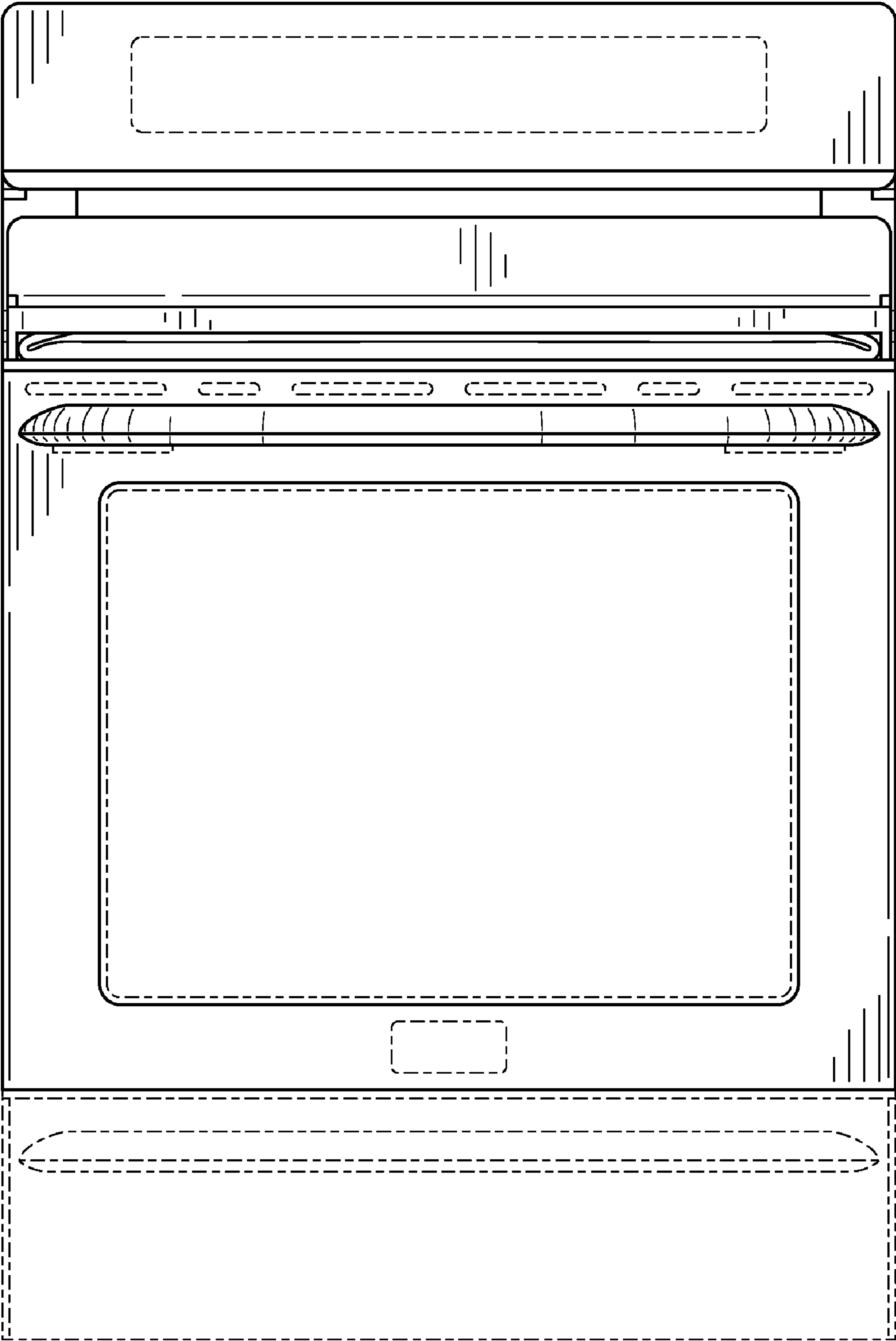


FIG. 2

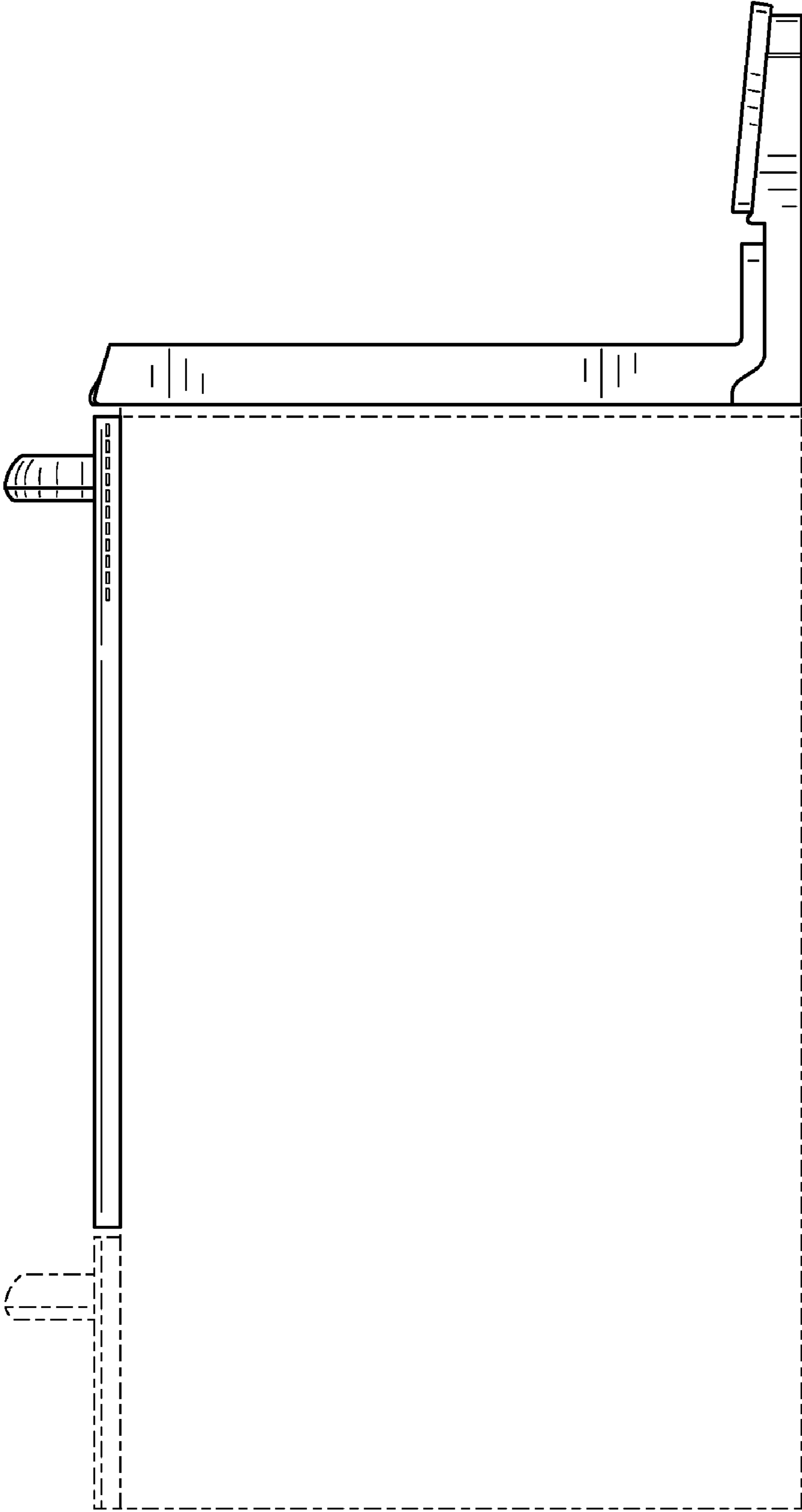


FIG. 3

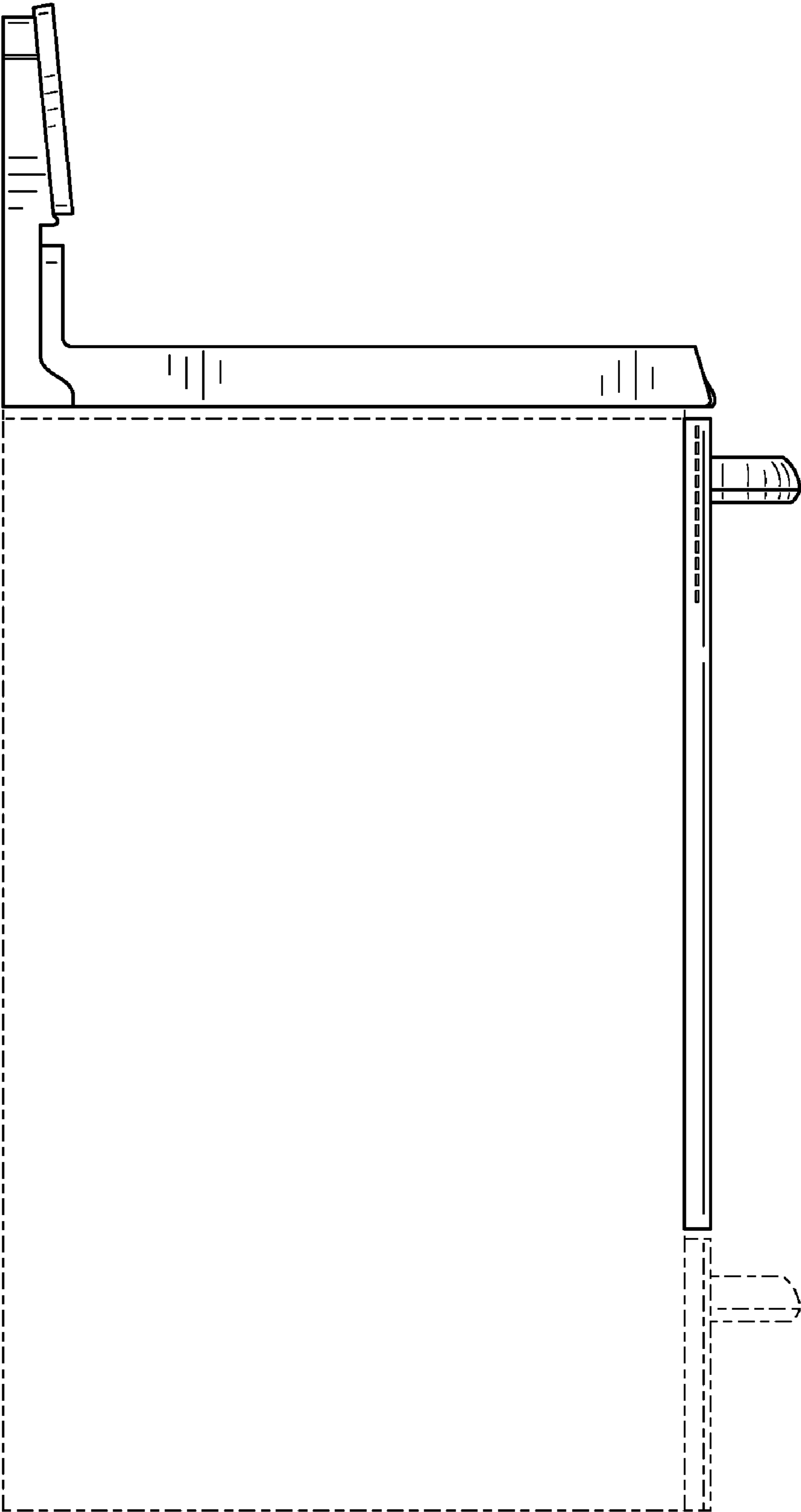


FIG. 4

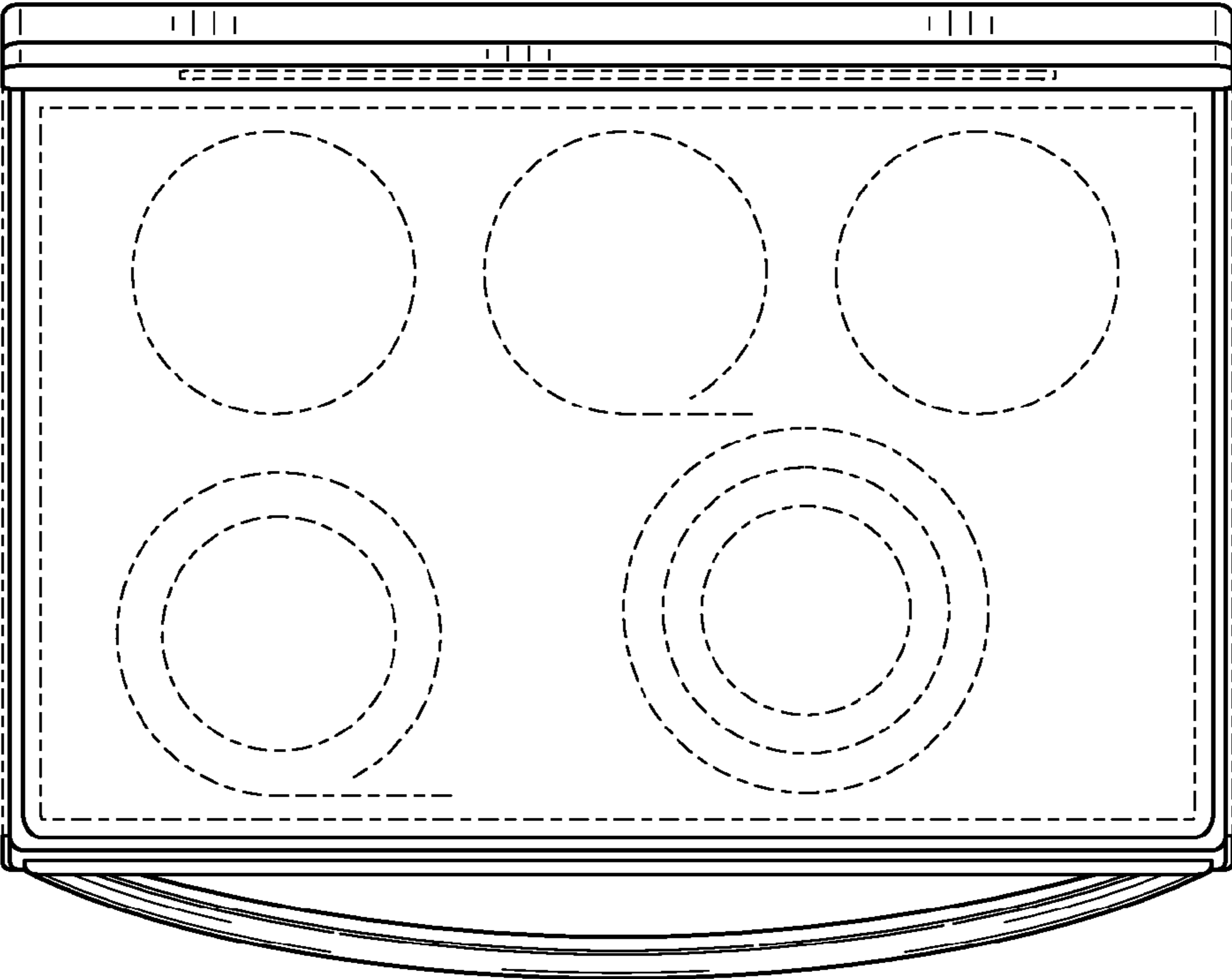


FIG. 5

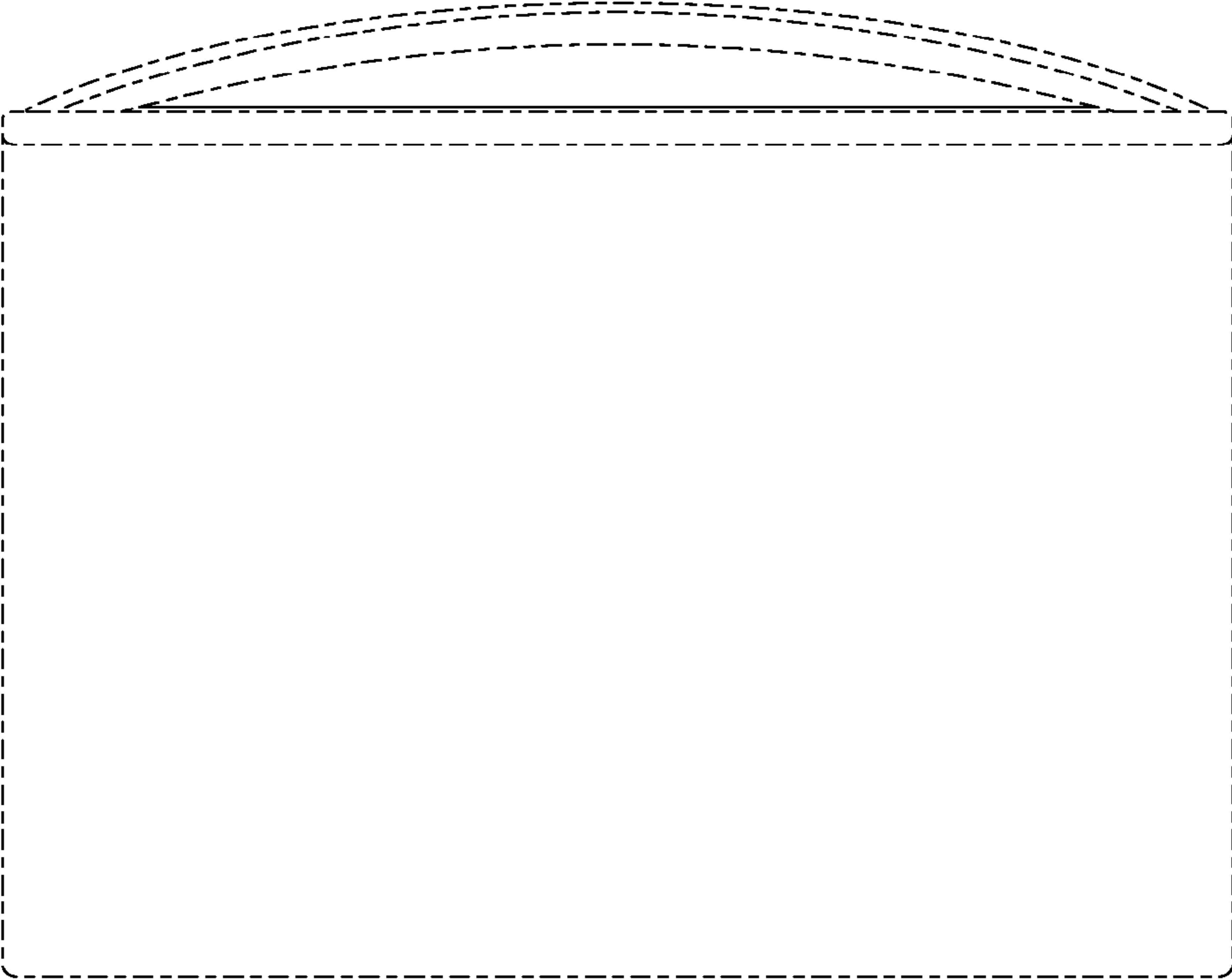


FIG. 6