



US00D612209S

(12) **United States Design Patent**  
**Crookshanks**

(10) **Patent No.:** **US D612,209 S**  
(45) **Date of Patent:** **\*\* Mar. 23, 2010**

(54) **PORTION OF AN APPLIANCE**

(75) **Inventor:** **Kent Allen Stephen Crookshanks,**  
Anderson, SC (US)

(73) **Assignee:** **Electrolux Home Products, Inc.,**  
Cleveland, OH (US)

(\*\*) **Term:** **14 Years**

(21) **Appl. No.:** **29/297,499**

(22) **Filed:** **Nov. 13, 2007**

(51) **LOC (9) Cl.** ..... **07-02**

(52) **U.S. Cl.** ..... **D7/405**

(58) **Field of Classification Search** ..... D7/339-341,  
D7/346-349, 402, 405, 406; 126/21 A, 21 R,  
126/39 B, 273 A; 219/391-394

See application file for complete search history.

(56) **References Cited**

**U.S. PATENT DOCUMENTS**

3,924,601	A	*	12/1975	Nuss	.....	126/21 R
D366,983	S	*	2/1996	Leukhardt et al.	.....	D7/349
D424,862	S	*	5/2000	Holbrook	.....	D7/349
D462,867	S	*	9/2002	Resuello et al.	.....	D7/349
D468,585	S	*	1/2003	Resuello et al.	.....	D7/405
D468,962	S	*	1/2003	Jones et al.	.....	D7/405
D524,095	S	*	7/2006	Pino et al.	.....	D7/349
D525,476	S	*	7/2006	Bengtson et al.	.....	D7/349
D536,568	S	*	2/2007	Ostlund et al.	.....	D7/340
D539,088	S	*	3/2007	Logan et al.	.....	D7/405

D539,591	S	*	4/2007	Bengtson et al.	.....	D7/349
D555,975	S	*	11/2007	Pino et al.	.....	D7/405
D560,958	S	*	2/2008	Shin et al.	.....	D7/348
D569,686	S	*	5/2008	Martin et al.	.....	D7/405
D572,527	S	*	7/2008	Crookshanks	.....	D7/405
D572,528	S	*	7/2008	Crookshanks	.....	D7/405
D579,710	S	*	11/2008	Wilson et al.	.....	D7/348

\* cited by examiner

*Primary Examiner*—T. Chase Nelson

*Assistant Examiner*—Mark Cavanna

(74) *Attorney, Agent, or Firm*—Banner & Witcoff, Ltd.

(57) **CLAIM**

The ornamental design for a portion of an appliance, as shown and described.

**DESCRIPTION**

FIG. 1 is a front perspective view of a portion of an appliance showing my new design;

FIG. 2 is a front view thereof;

FIG. 3 is a right side view thereof;

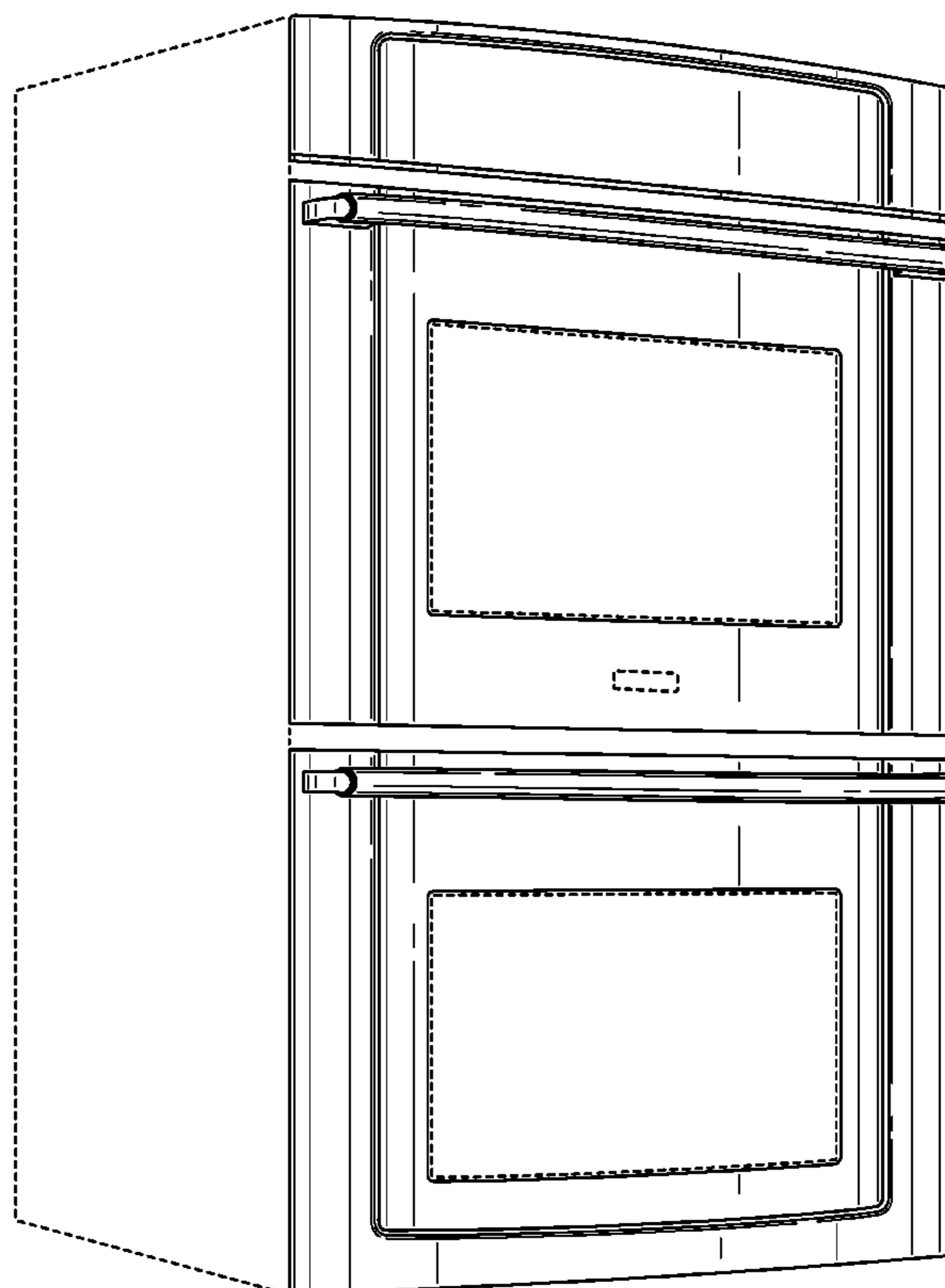
FIG. 4 is a left side view thereof;

FIG. 5 is a top view thereof; and,

FIG. 6 is a bottom view thereof.

The broken line showing of various regions, including the unshaded areas therein, is for illustrative purposes and forms no part of the claimed design.

**1 Claim, 5 Drawing Sheets**



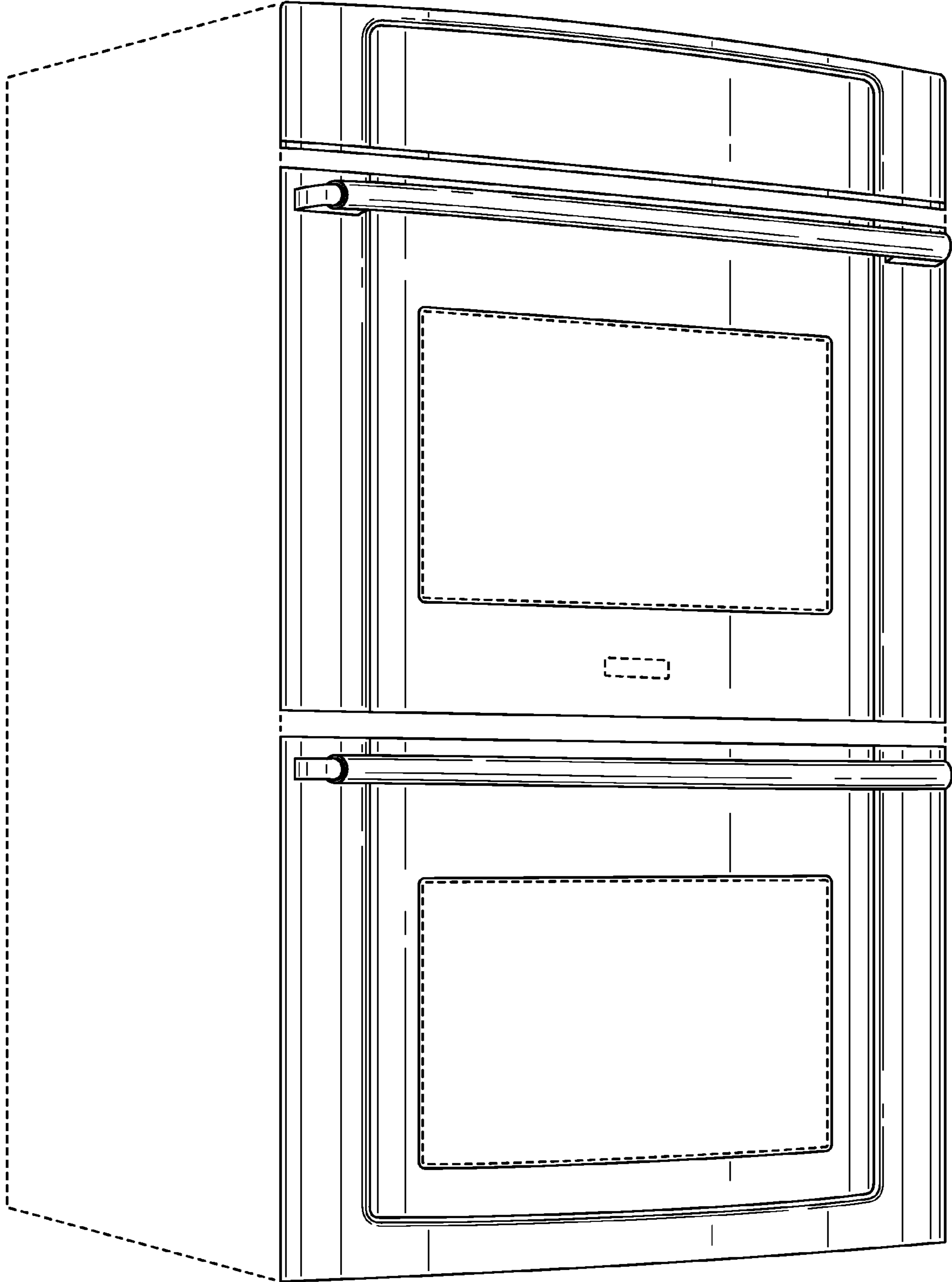


FIG. 1

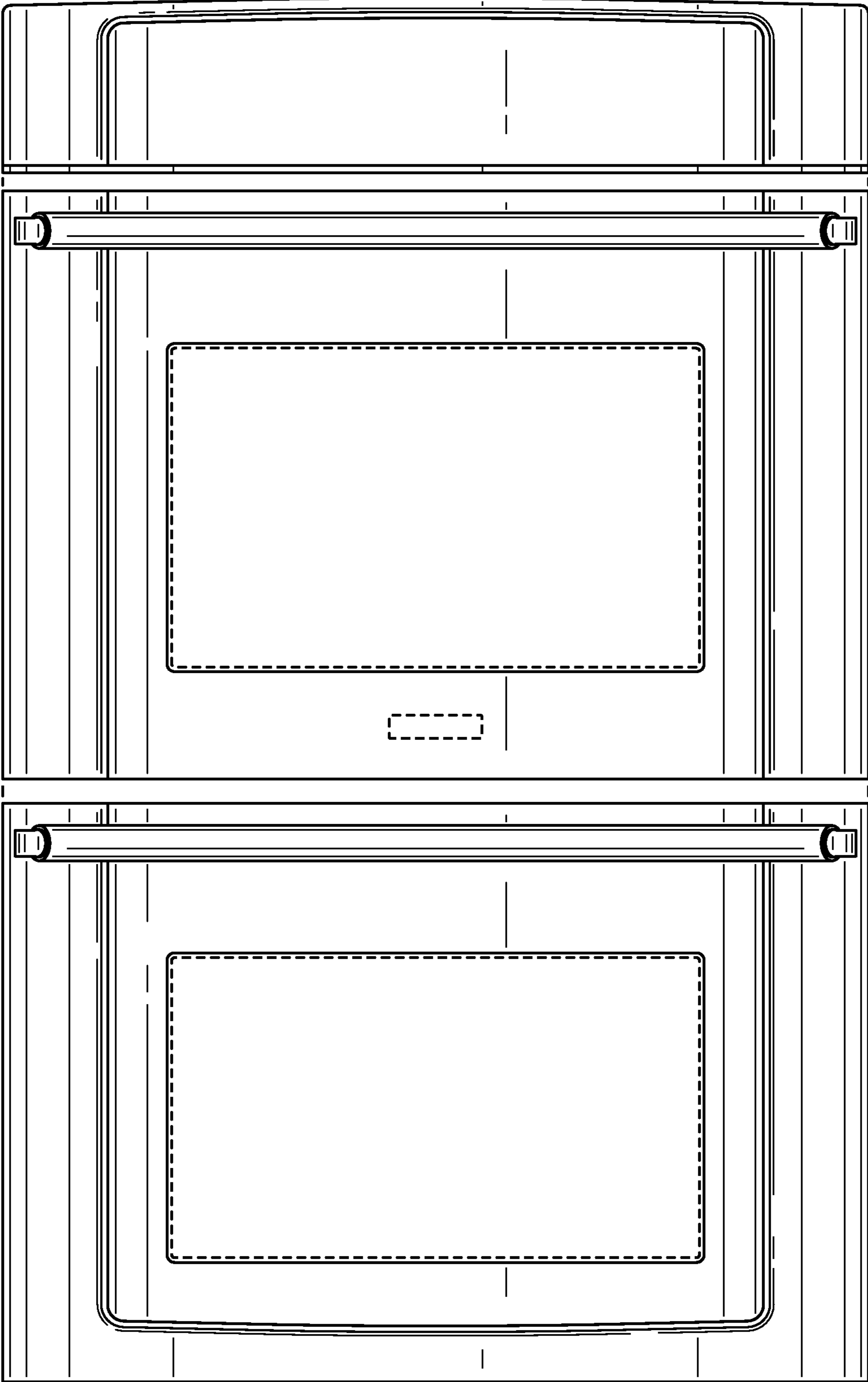


FIG. 2

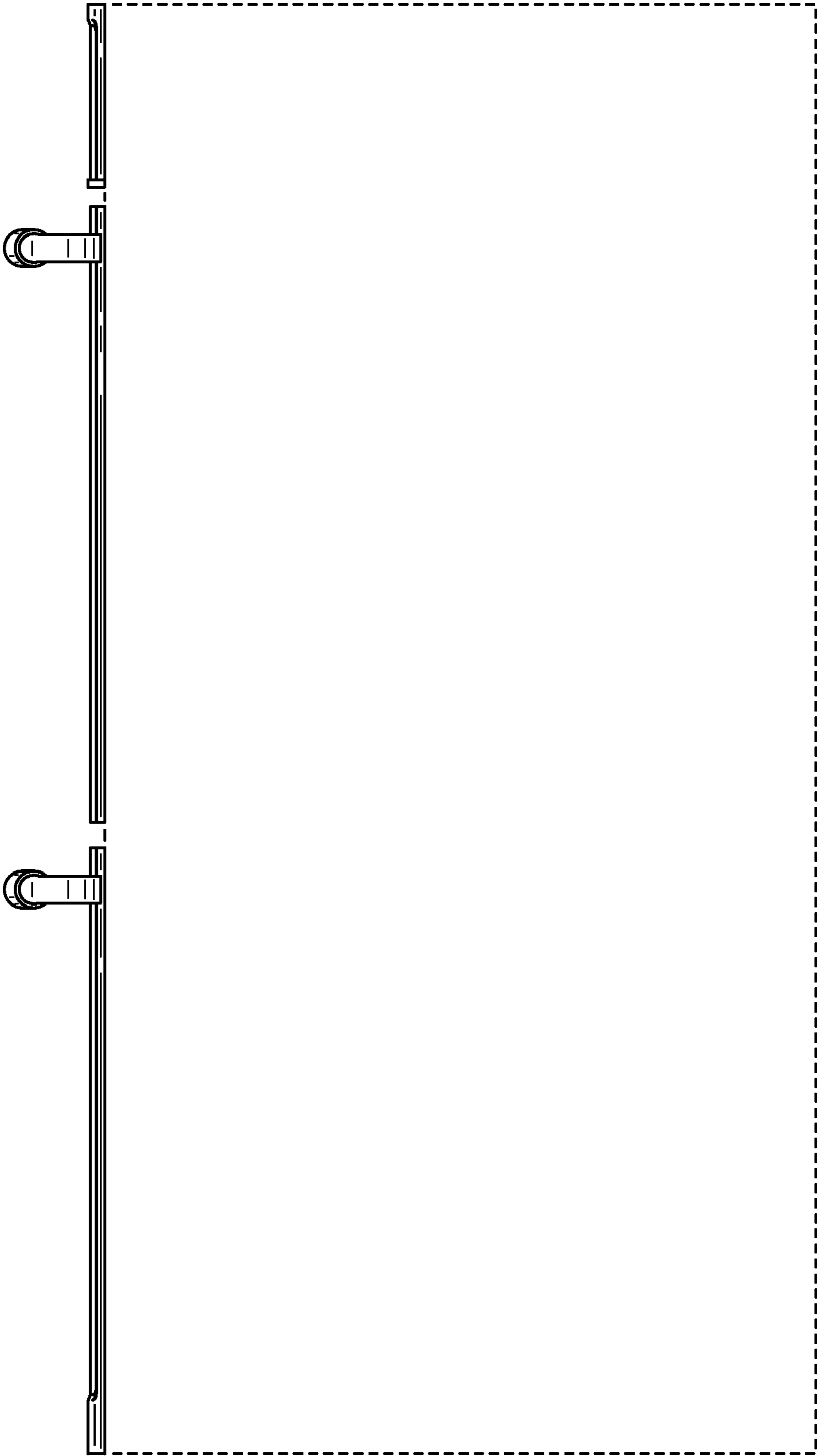


FIG. 3

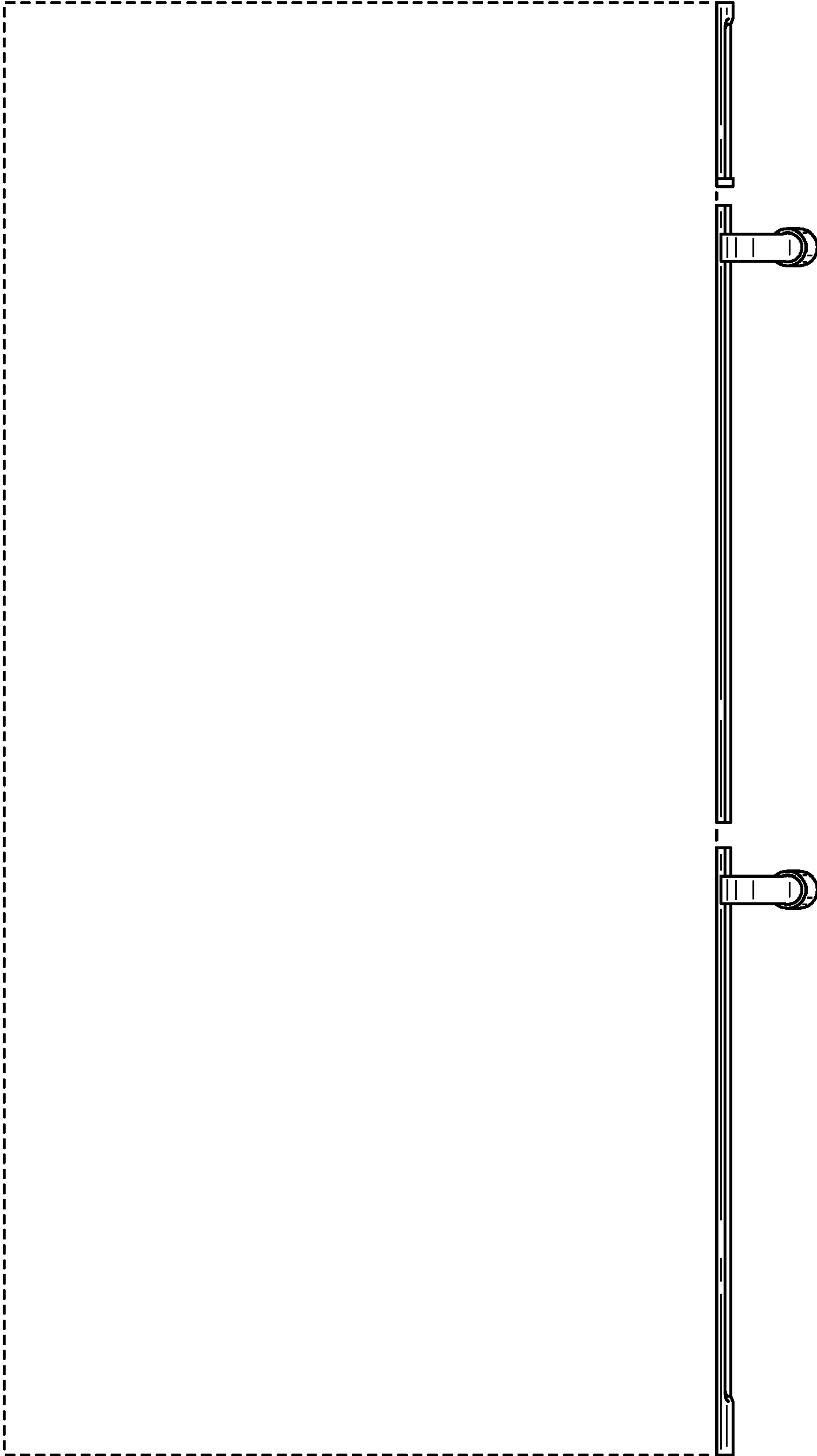


FIG. 4




FIG. 5




FIG. 6