



US00D612197S

(12) **United States Design Patent**
Chan

(10) **Patent No.:** **US D612,197 S**
(45) **Date of Patent:** **** Mar. 23, 2010**

(54) **LID FOR TRAVEL MUG**

(75) Inventor: **David Chan**, Scarborough (CA)

(73) Assignee: **Browne & Co.**, Markham, Ontario (CA)

(**) Term: **14 Years**

(21) Appl. No.: **29/336,513**

(22) Filed: **May 5, 2009**

(51) **LOC (9) Cl.** **07-02**

(52) **U.S. Cl.** **D7/392.1**

(58) **Field of Classification Search** D7/316,
D7/317, 391, 392, 392.1, 396.2, 509, 510,
D7/511, 629; D9/434, 435, 440, 444, 447,
D9/449-450, 454, 503-504; 215/211, 200,
215/224, 243; 220/501, 700, 701, 703, 711,
220/713-715, 719

See application file for complete search history.

(56) **References Cited**

U.S. PATENT DOCUMENTS

4,136,799	A	*	1/1979	Albert	220/715
D373,927	S	*	9/1996	Kramer et al.	D7/392.1
D387,619	S	*	12/1997	Gross et al.	D7/510
D441,288	S	*	5/2001	Pillers et al.	D7/392.1
D515,353	S	*	2/2006	Martin	D7/392.1
D527,219	S	*	8/2006	Trombly	D7/392.1
D536,213	S	*	2/2007	Schuler et al.	D7/392.1
D545,118	S	*	6/2007	Lieberman et al.	D7/392.1

D582,206	S	*	12/2008	Fuller	D7/392.1
D586,182	S	*	2/2009	Trombly	D7/510
D591,556	S	*	5/2009	Fuller	D7/396.2
2006/0231559	A1	*	10/2006	Allen	220/501

* cited by examiner

Primary Examiner—Philip S Hyder

Assistant Examiner—Cynthia M Chin

(74) *Attorney, Agent, or Firm*—Gowling LaFleur Henderson LLP

(57) **CLAIM**

The ornamental design for a lid for travel mug, as shown and described.

DESCRIPTION

FIG. 1 is a front perspective view of the lid for travel mug showing the valve in the open position;

FIG. 2 is a top view of the lid for travel mug;

FIG. 3 is a bottom view of the lid for travel mug;

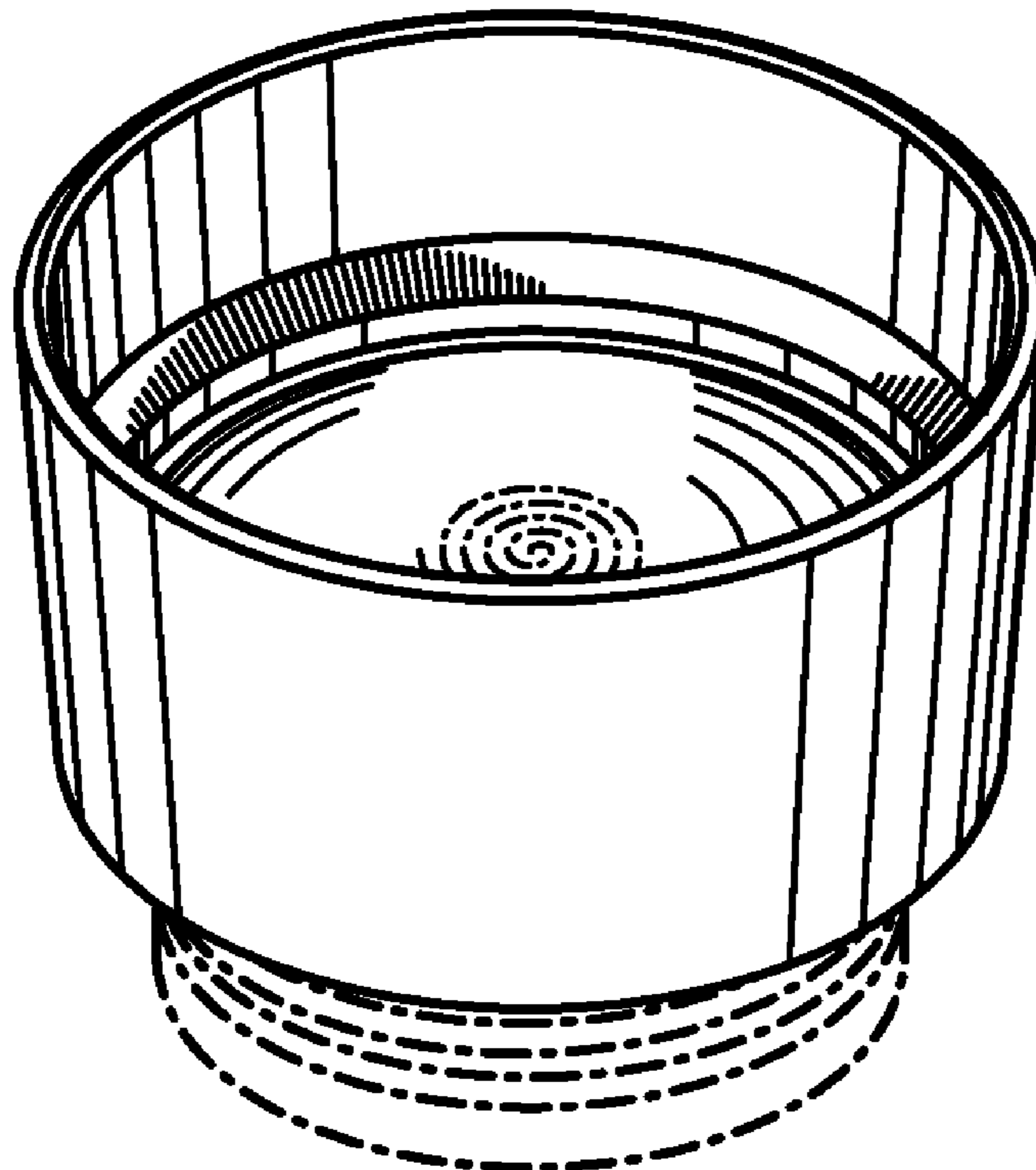
FIG. 4 is a side view of the lid for travel mug;

FIG. 5 is a front perspective view of the lid for travel mug showing the valve in the closed position; and,

FIG. 6 is an environmental side view showing the lid for travel mug in use.

The broken lines shown in the Figures are for illustrative purposes only and form no part of the claimed design.

1 Claim, 2 Drawing Sheets



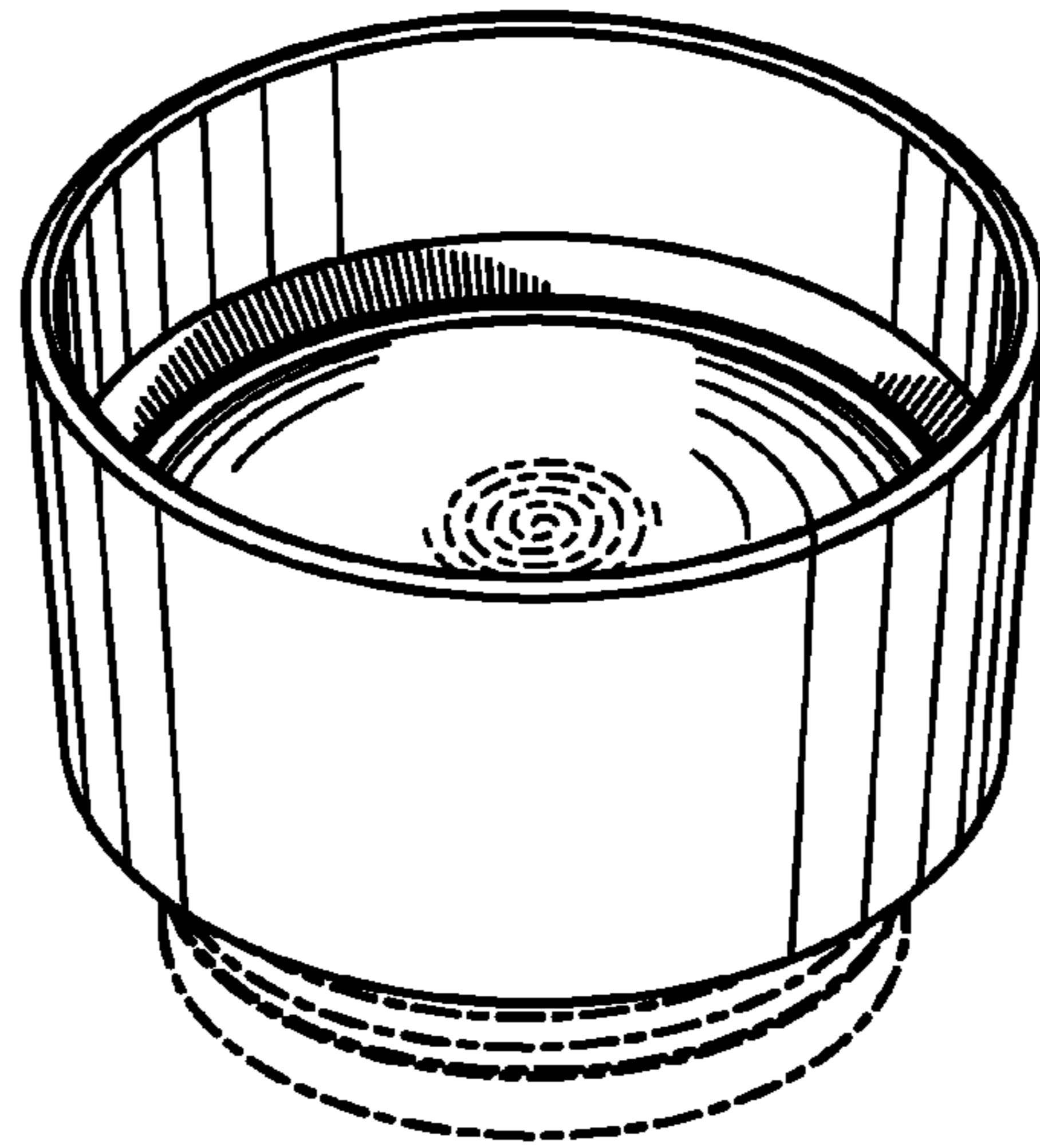


FIG. 1




FIG. 2

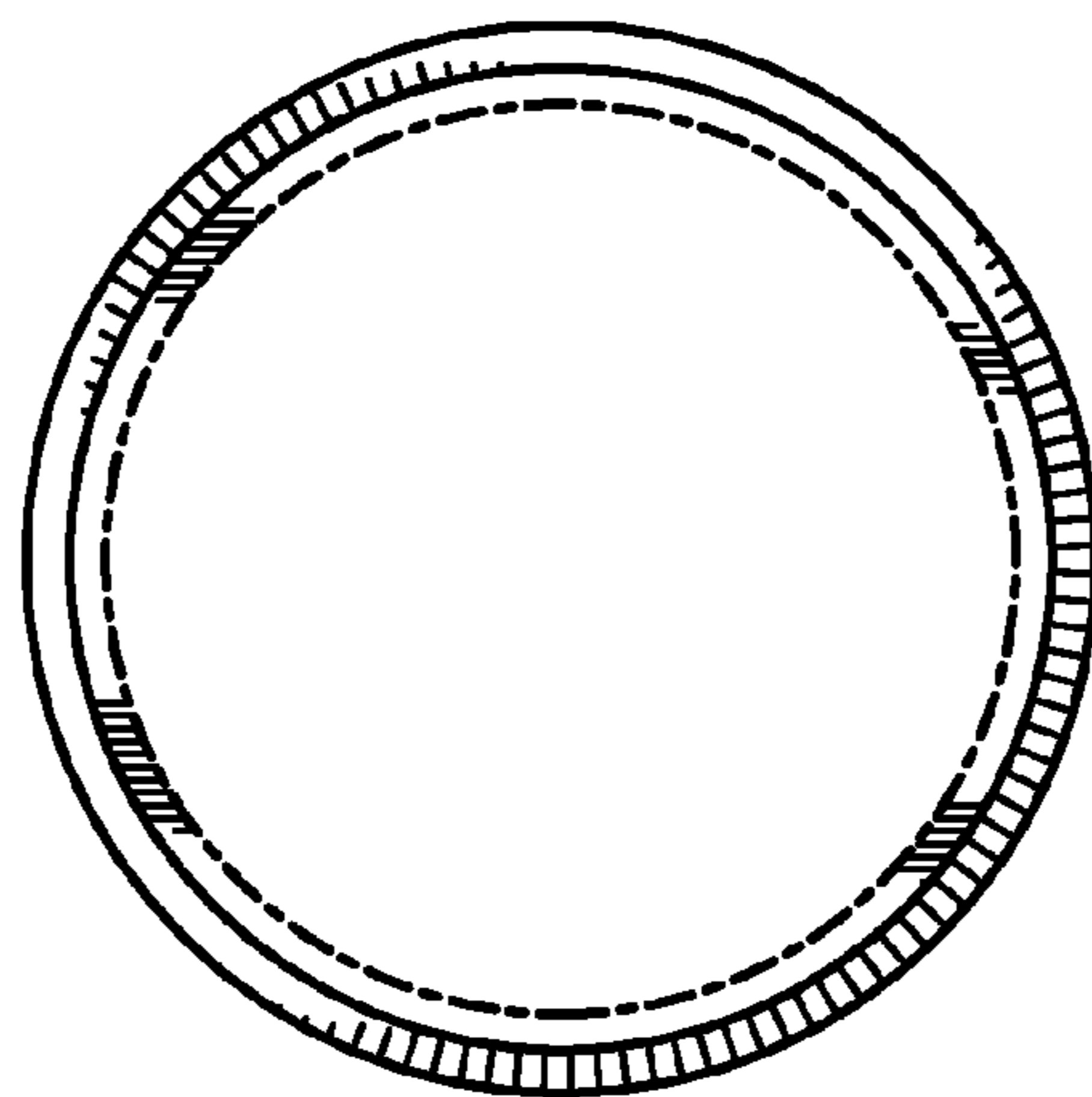


FIG. 3

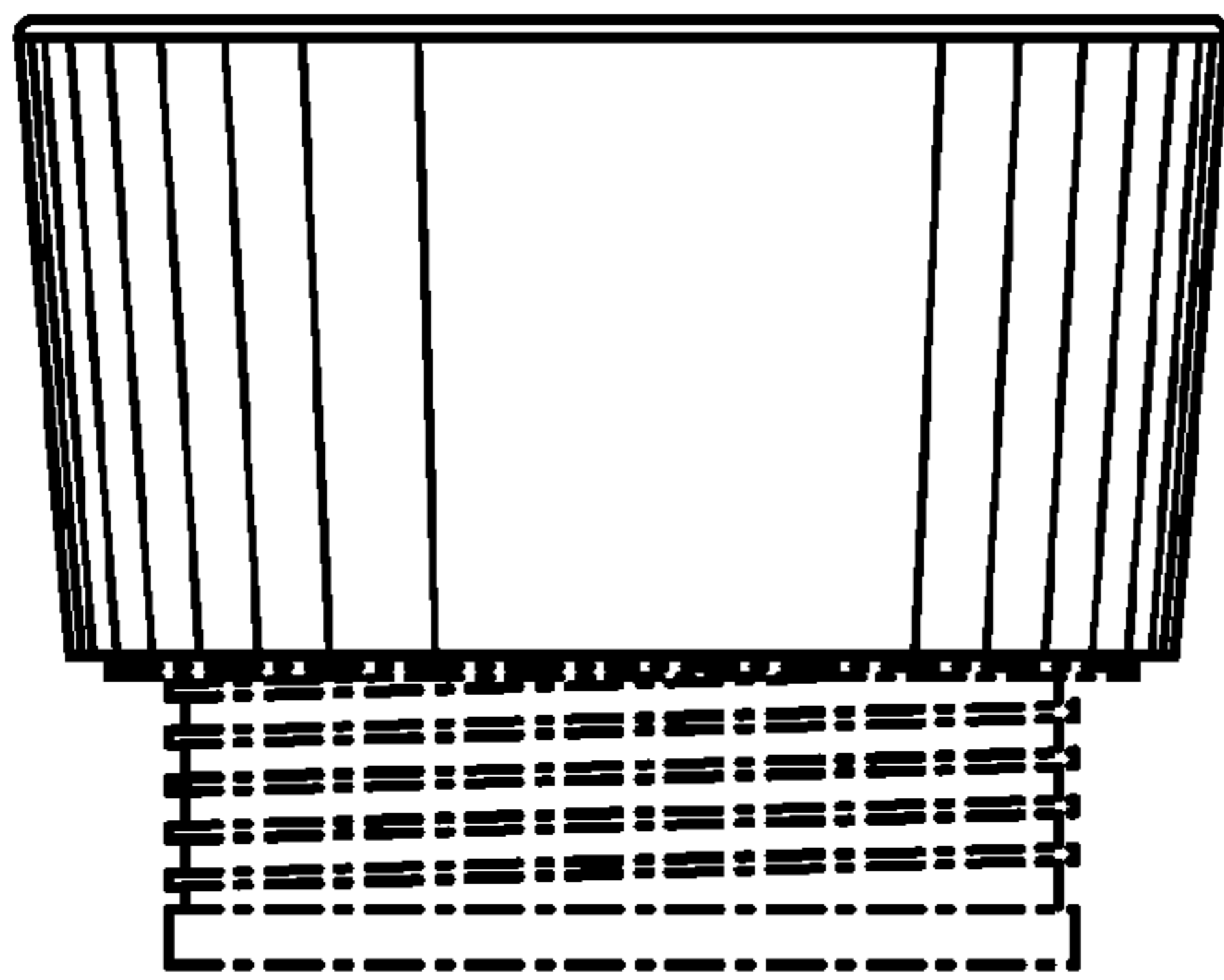


FIG. 4

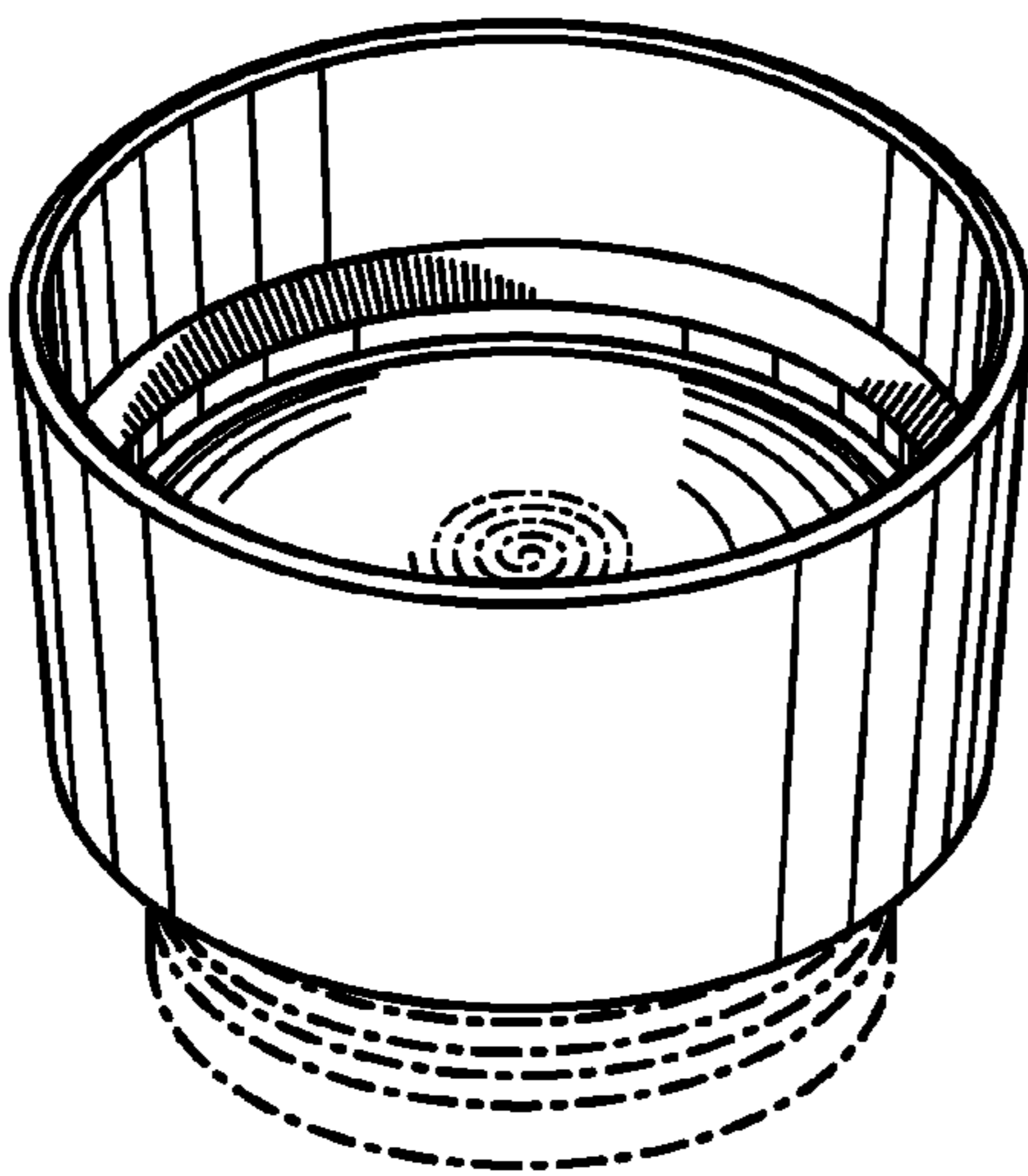


FIG. 5




FIG. 6