



US00D612196S

(12) **United States Design Patent**
Furlong

(10) **Patent No.:** **US D612,196 S**
(45) **Date of Patent:** **** Mar. 23, 2010**

(54) **FOOD STORAGE CONTAINER LID**

(75) Inventor: **Brian Douglas Furlong**, Davidson, NC (US)

(73) Assignee: **Rubbermaid Incorporated**, Huntersville, NC (US)

(**) Term: **14 Years**

(21) Appl. No.: **29/331,514**

(22) Filed: **Jan. 27, 2009**

(51) **LOC (9) Cl.** **07-02**

(52) **U.S. Cl.** **D7/392.1**

(58) **Field of Classification Search** D7/601,
D7/602, 629, 391, 392, 392.1, 538, 540;
D9/416, 435, 443, 452, 454; 220/780, 781,
220/793, 309.1, 315, 316; 215/254

See application file for complete search history.

(56) **References Cited**

U.S. PATENT DOCUMENTS

D213,390 S *	2/1969	Bruce	D7/392.1
D260,492 S *	9/1981	Scott	D9/452
D339,958 S *	10/1993	Olsen et al.	D7/392.1
D381,268 S *	7/1997	Rush et al.	D9/452
D415,385 S *	10/1999	Loew et al.	D7/392.1
D417,584 S *	12/1999	Lillelund et al.	D7/392.1
D422,176 S *	4/2000	Laib	D7/392.1
D443,484 S *	6/2001	Maxwell et al.	D7/629

(Continued)

Primary Examiner—Philip S Hyder

Assistant Examiner—Cynthia M Chin

(74) *Attorney, Agent, or Firm*—Lempia Braidwood LLC

(57) **CLAIM**

The ornamental design for a “food storage container lid,” as shown and described.

DESCRIPTION

FIG. 1 is a top, front, and left side perspective view showing my new design for a food storage container lid;

FIG. 2 is a front view of the food storage container lid shown in FIG. 1;

FIG. 3 is a right side view of the food storage container lid shown in FIG. 1;

FIG. 4 is a left side view of the food storage container lid shown in FIG. 1;

FIG. 5 is a rear view of the food storage container lid shown in FIG. 1;

FIG. 6 is a top view of the food storage container lid shown in FIG. 1;

FIG. 7 is a bottom view of the food storage container lid shown in FIG. 1;

FIG. 8 is a perspective exploded view of the food storage container lid shown in FIG. 1 with an exemplary base;

FIG. 9 is a top, front, and left side perspective view showing an alternate embodiment of my new design for a food storage container lid of a different size;

FIG. 10 is a front view of the food storage container lid shown in FIG. 9;

FIG. 11 is a right side view of the food storage container lid shown in FIG. 9;

FIG. 12 is a left side view of the food storage container lid shown in FIG. 9;

FIG. 13 is a rear view of the food storage container lid shown in FIG. 9;

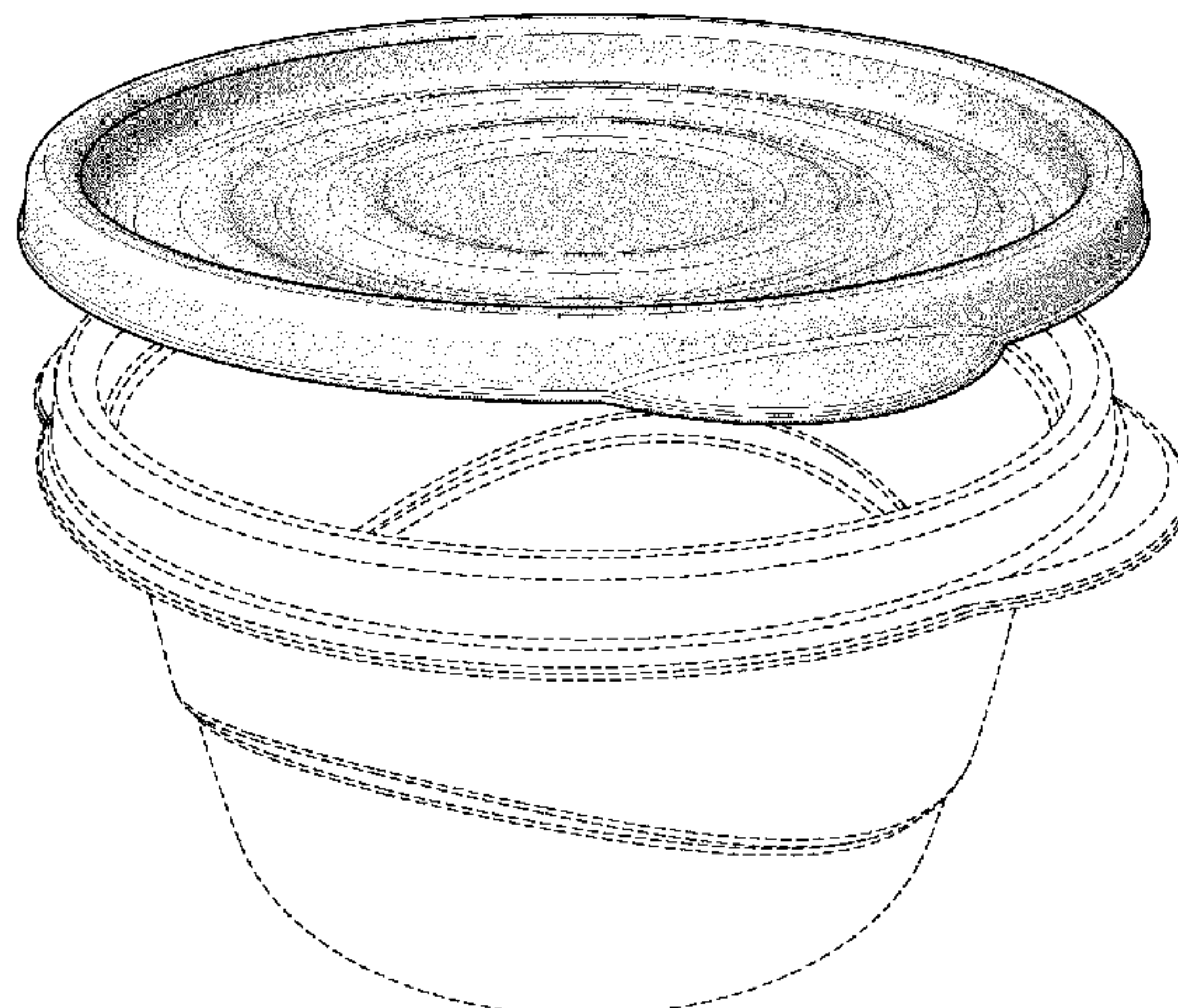
FIG. 14 is a top view of the food storage container lid shown in FIG. 9;

FIG. 15 is a bottom view of the food storage container lid shown in FIG. 9; and,

FIG. 16 is a perspective exploded view of the food storage container lid shown in FIG. 9 with an exemplary base.

The subject matter shown in dashed lines is for illustrative purposes only and forms no part of the claimed design.

1 Claim, 6 Drawing Sheets



US D612,196 S

Page 2

U.S. PATENT DOCUMENTS

D445,650 S *	7/2001	Maxwell et al.	D7/629	D506,106 S *	6/2005	Ordiway et al.	D7/629
D448,969 S *	10/2001	Conti	D7/392.1	D511,435 S *	11/2005	Roth et al.	D7/392.1
D475,573 S *	6/2003	Jalet et al.	D7/392.1	D512,872 S *	12/2005	McMahon et al.	D7/392
D478,469 S *	8/2003	Roth et al.	D7/392.1	D536,923 S *	2/2007	Roth et al.	D7/392.1
D480,264 S *	10/2003	de Groot et al.	D7/392.1	D543,077 S *	5/2007	Kim	D7/629
D483,989 S *	12/2003	Lillelund et al.	D7/392.1	D555,982 S *	11/2007	Tucker et al.	D7/629
D488,345 S *	4/2004	de Groot et al.	D7/392.1	D564,877 S *	3/2008	Hood et al.	D9/454
D502,050 S *	2/2005	Munson et al.	D7/392.1	D566,483 S *	4/2008	Tucker et al.	D7/629
				D584,110 S *	1/2009	Hauser	D7/629

* cited by examiner

FIG. 1

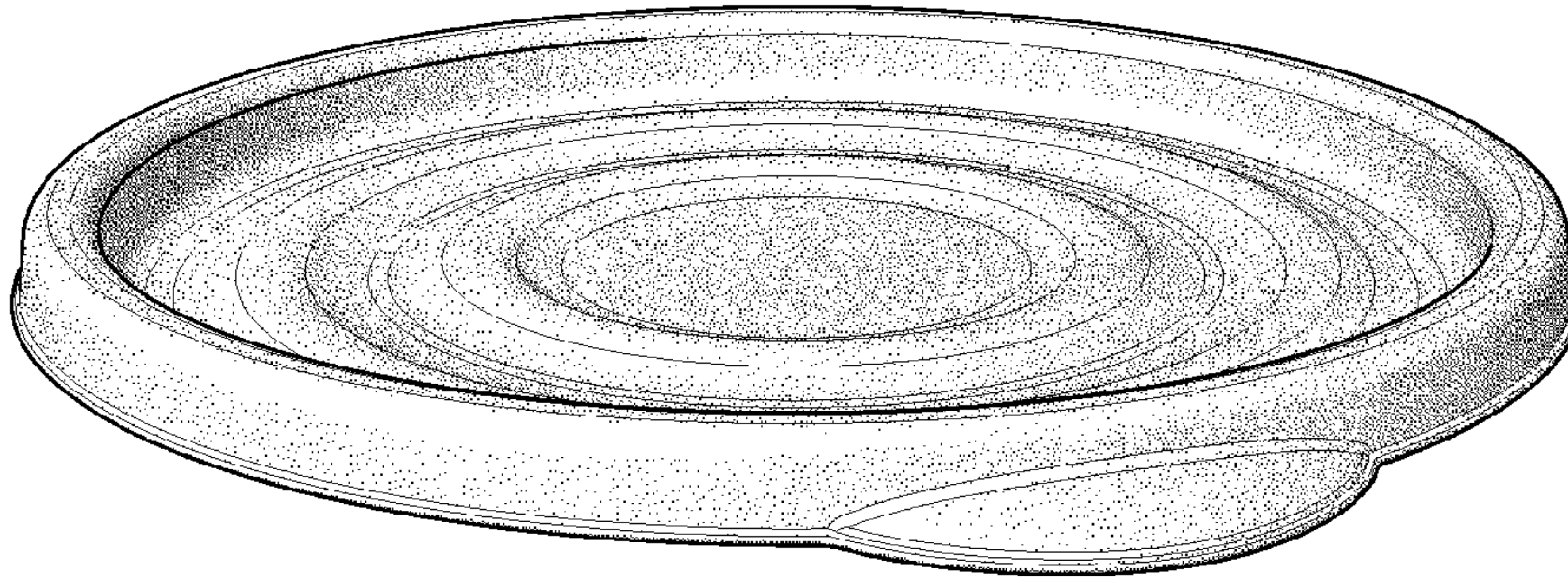


FIG. 2




FIG. 3

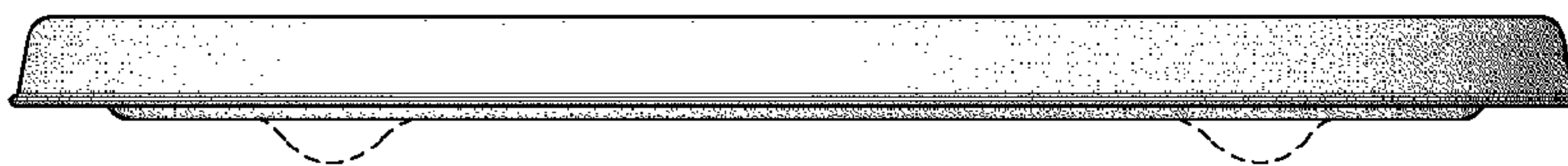


FIG. 4




FIG. 5




FIG. 6

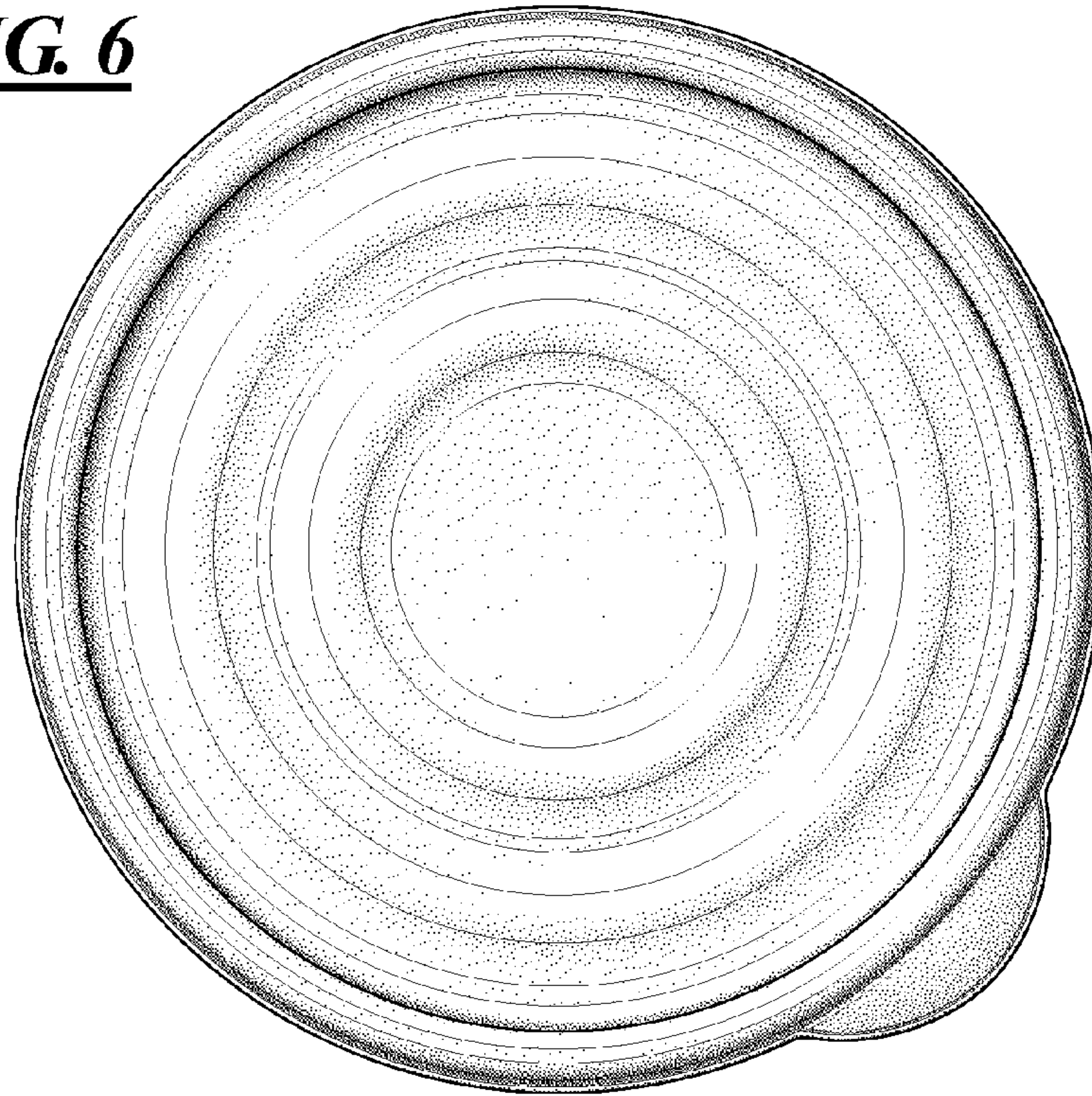


FIG. 7

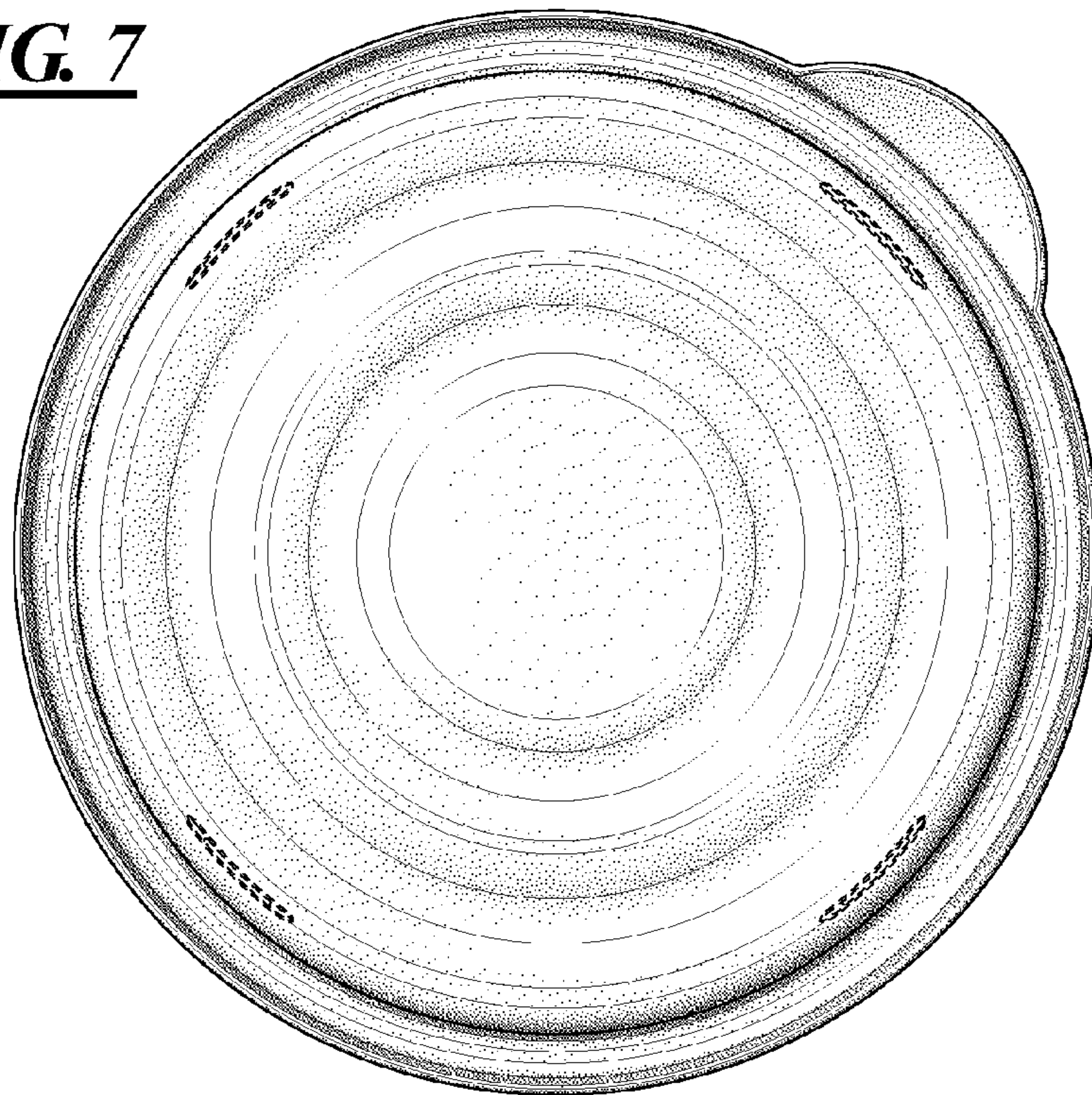


FIG. 8

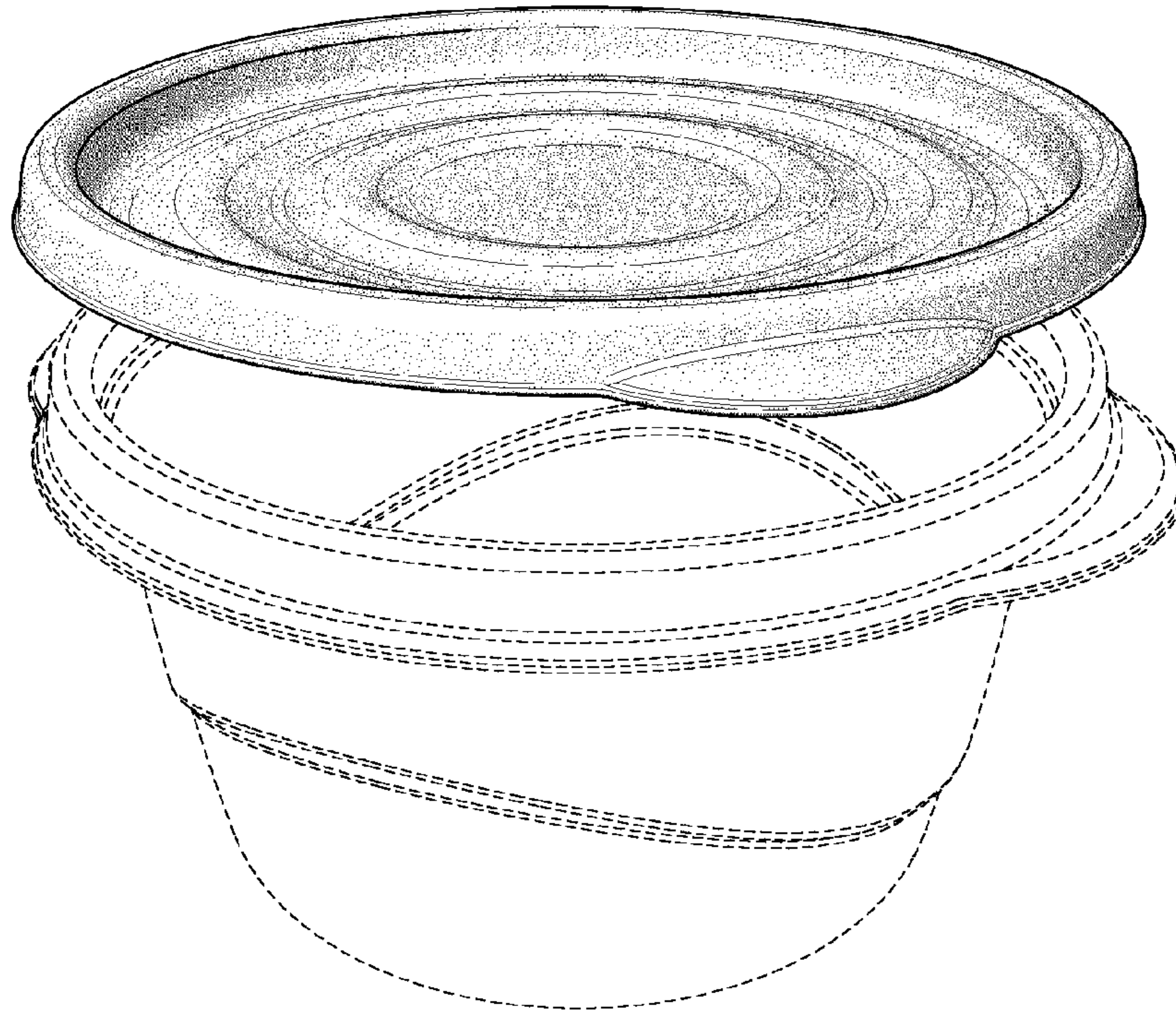


FIG. 9




FIG. 10



FIG. 11




FIG. 12

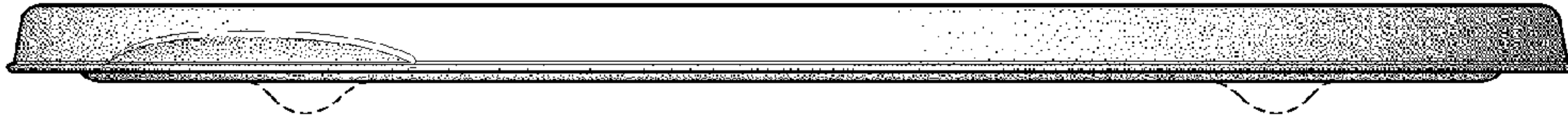


FIG. 13



FIG. 14

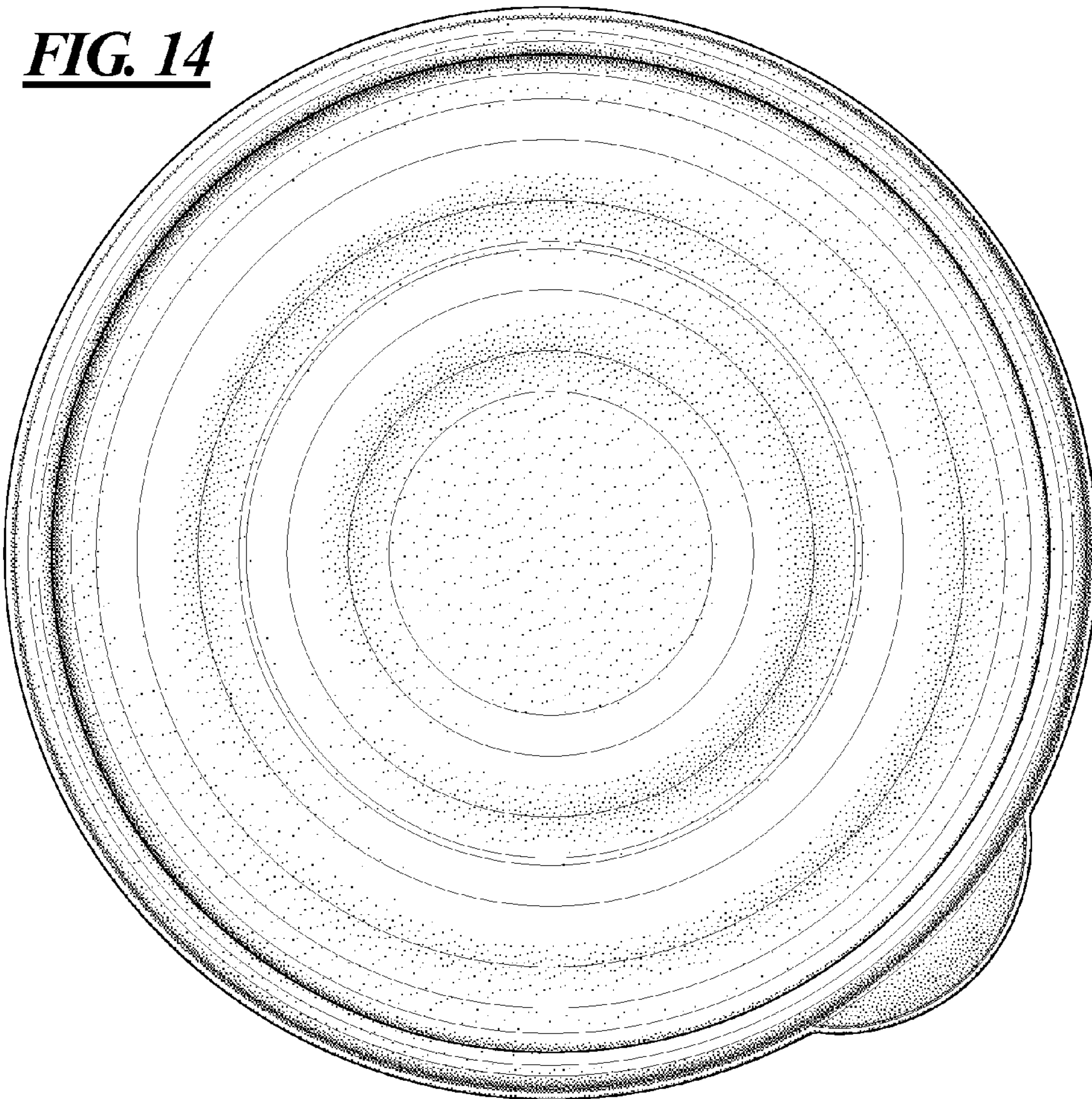


FIG. 15




FIG. 16

