



US00D612193S

(12) **United States Design Patent**  
**Darling**

(10) **Patent No.:** **US D612,193 S**  
(45) **Date of Patent:** **\*\* Mar. 23, 2010**

(54) **HIGH SPEED, SPILL-PROOF COOKING CONTAINER**

(76) Inventor: **Dion Darling**, 2515 Glory View, Las Vegas, NV (US) 89032

(\*\*) Term: **14 Years**

(21) Appl. No.: **29/345,289**

(22) Filed: **Oct. 13, 2009**

(51) **LOC (9) Cl.** ..... **07-02**

(52) **U.S. Cl.** ..... **D7/354**

(58) **Field of Classification Search** ..... D7/323,  
D7/330-331, 339, 347, 350-367, 378-379,  
D7/383-384, 391, 542-545; 99/324-325,  
99/329 R, 330-339, 412-413; 219/432-433,  
219/438-441, 620-622, 725-730; 220/203.1,  
220/203.7, 303, 316, 356.1, 573.1-574, 769,  
220/912; 426/438, 441

See application file for complete search history.

(56) **References Cited**

**U.S. PATENT DOCUMENTS**

111,067 A	1/1871	Lane	
310,468 A	1/1885	Schimper et al.	
1,371,718 A	3/1921	Zimmermann	
1,546,190 A	9/1923	Barish	
RE16,011 E *	3/1925	Simon	99/412
1,766,797 A	11/1928	Nakagawa	
2,079,281 A	5/1937	Duarte	
2,127,988 A	8/1938	Tarrant	
2,188,563 A *	1/1940	Anzalone	99/413
D130,253 S *	11/1941	Pearce	D7/360
2,385,594 A	9/1945	Witte, Jr.	
2,845,059 A	7/1958	Kelleher	
3,465,745 A	9/1969	Butler	
D229,882 S *	1/1974	Lioveras	D7/360
4,298,131 A	11/1981	Saito et al.	
D286,970 S *	12/1986	Bates	D7/360
5,033,453 A	7/1991	Loyd et al.	
D382,440 S *	8/1997	Fonville	D7/360

6,055,901 A *	5/2000	Gantos et al.	99/412
6,125,842 A	10/2000	Loyd et al.	
6,167,799 B1 *	1/2001	Macias	99/413
D460,316 S *	7/2002	Coudurier	D7/360
D487,212 S *	3/2004	Park	D7/360
D552,410 S *	10/2007	Hoff et al.	D7/356
D572,969 S *	7/2008	Beyeler	D7/360
D581,206 S *	11/2008	Roussard	D7/358

**FOREIGN PATENT DOCUMENTS**

CN	2165757	4/1994
CN	201019536	2/2008
GB	23132	10/1913
GB	367681	6/1931

\* cited by examiner

*Primary Examiner*—Caron Veynar

*Assistant Examiner*—Ricky Pham

(74) *Attorney, Agent, or Firm*—George R. McGuire; Ann M. Knab

(57) **CLAIM**

The ornamental design for a high-speed, spill-proof cooking container, as shown and described.

**DESCRIPTION**

FIG. 1 is a perspective view of a new and ornamental design for a high speed, spill-proof cooking container.

FIG. 2 is a side elevation view thereof.

FIG. 3 is a top plan view thereof.

FIG. 4 is a front elevation view thereof.

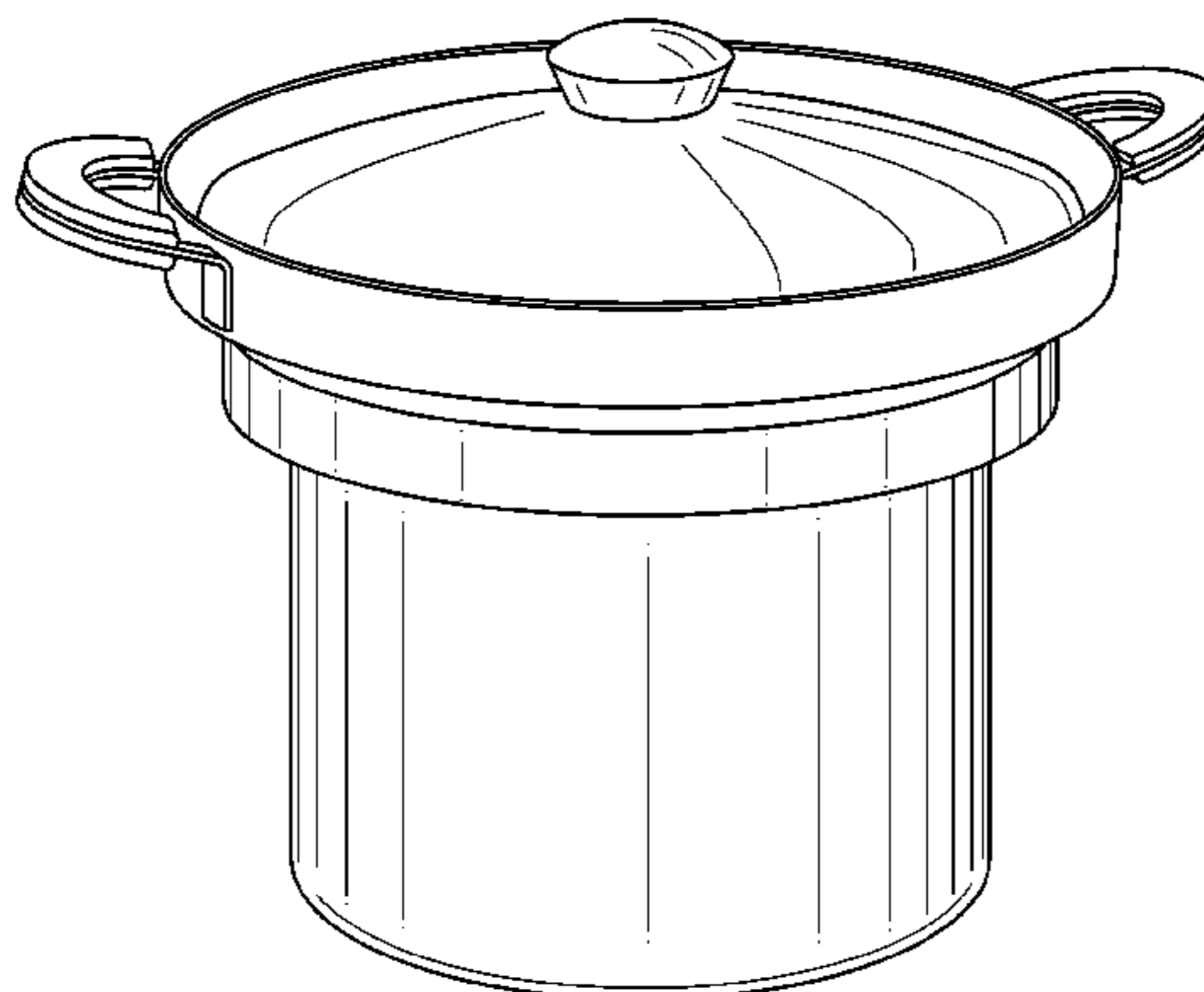
FIG. 5 is a bottom view thereof.

FIG. 6 is a cross-sectional view taken through line 6—6 of FIG. 3.

FIG. 7 is a bottom plan view of the cover of the high speed, spill-proof cooking container, shown separately for ease of illustration; and,

FIG. 8 is a side elevation view thereof.

**1 Claim, 4 Drawing Sheets**



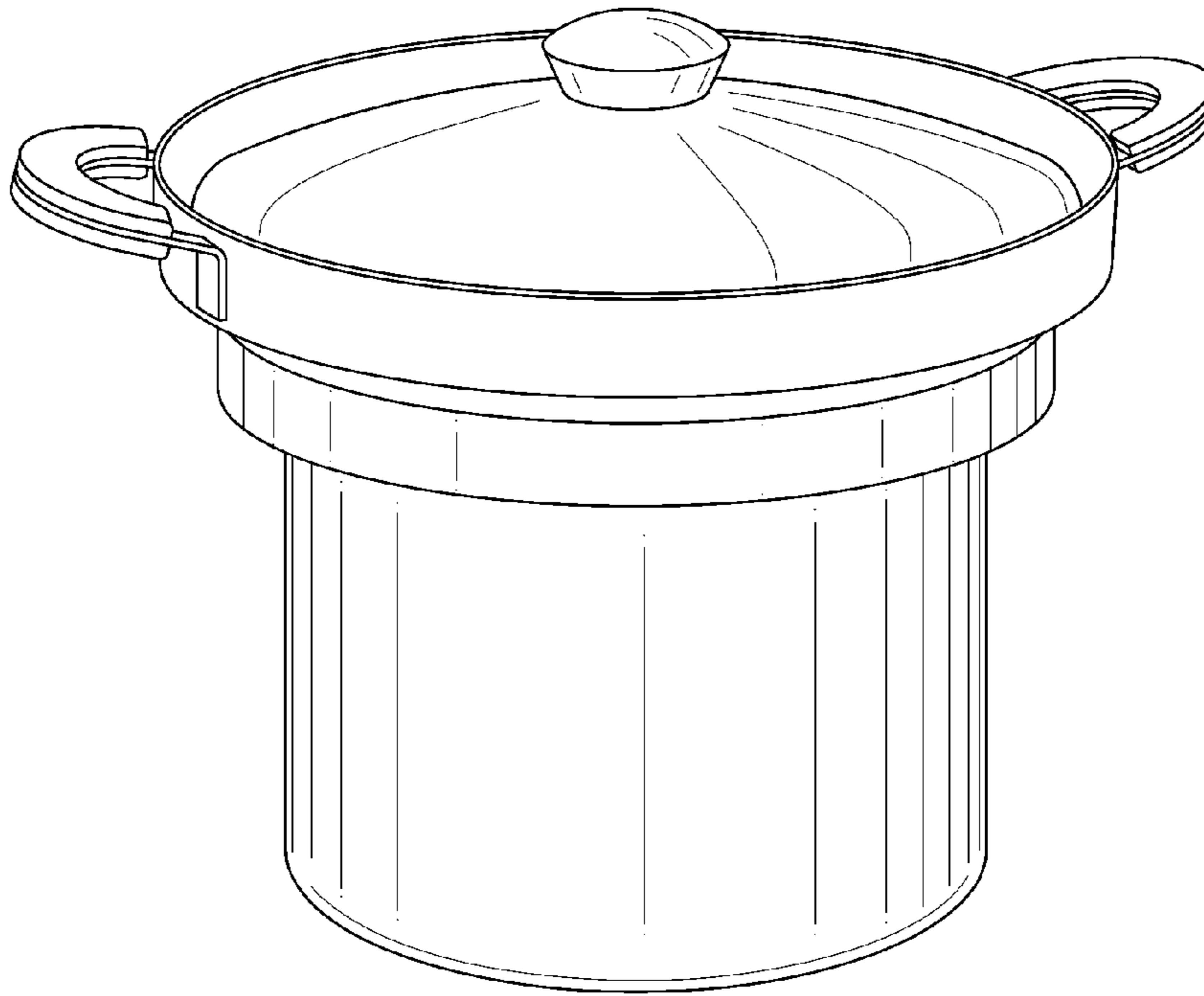


FIG. 1




FIG. 2

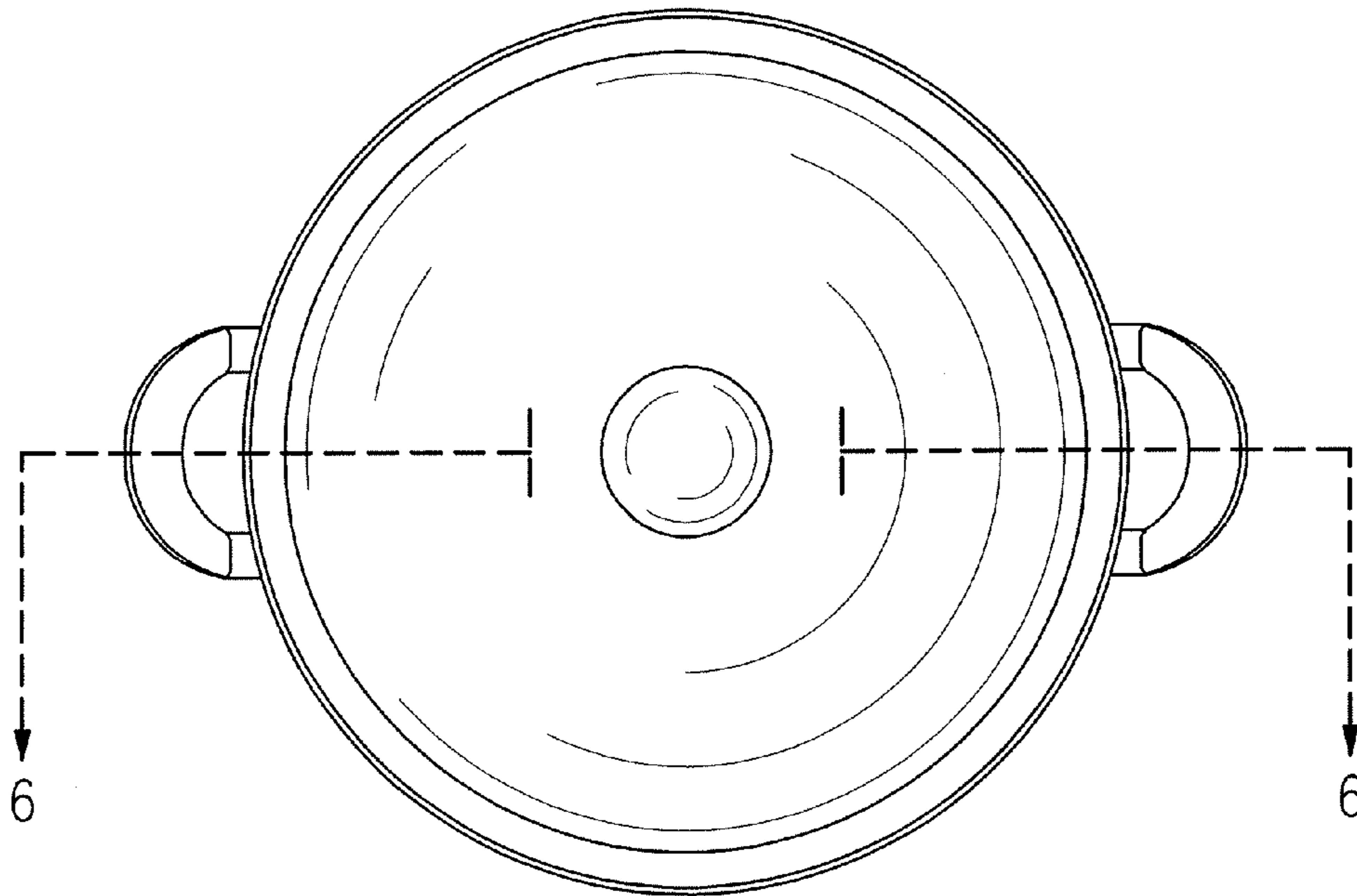


FIG.3




FIG.4

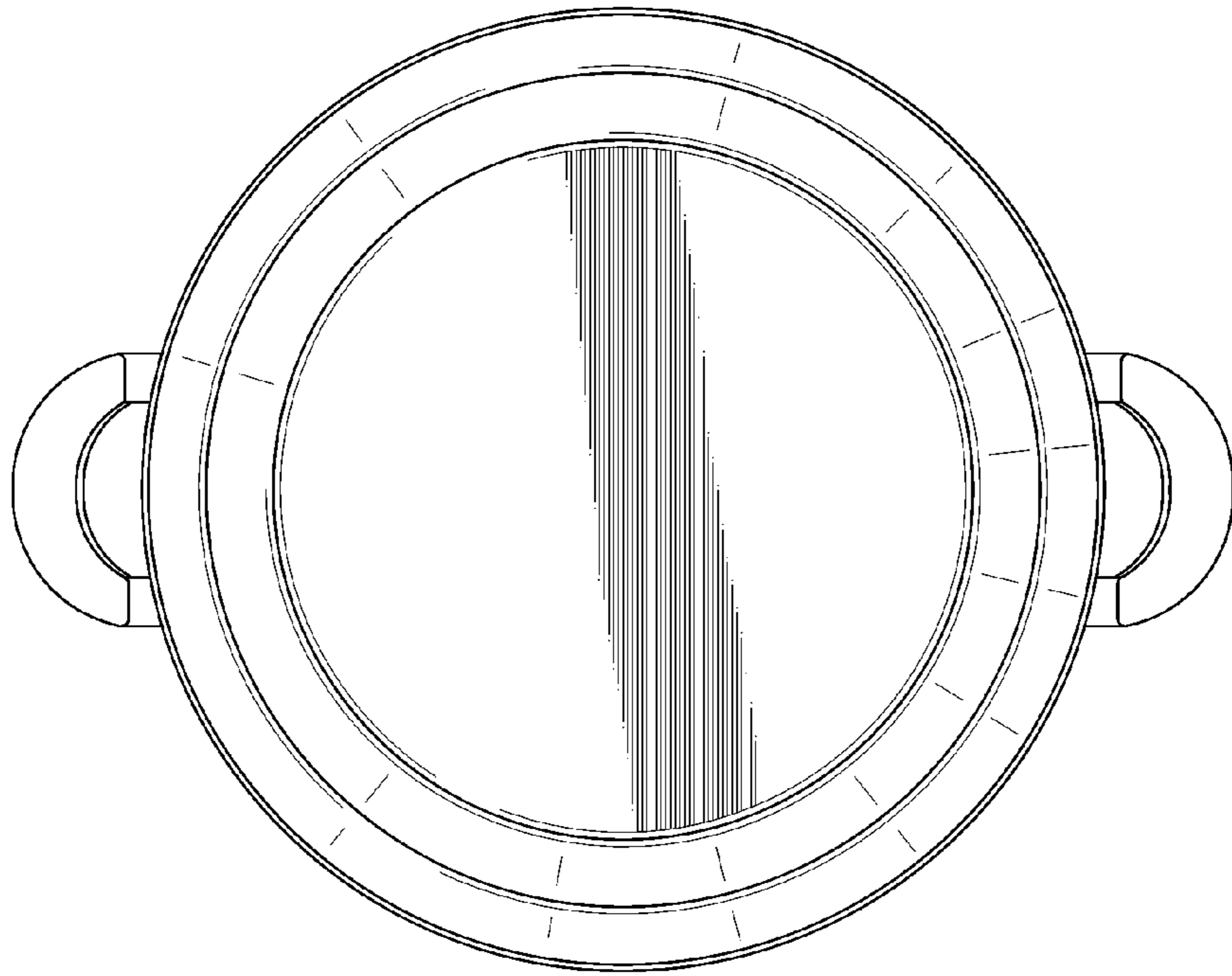


FIG. 5


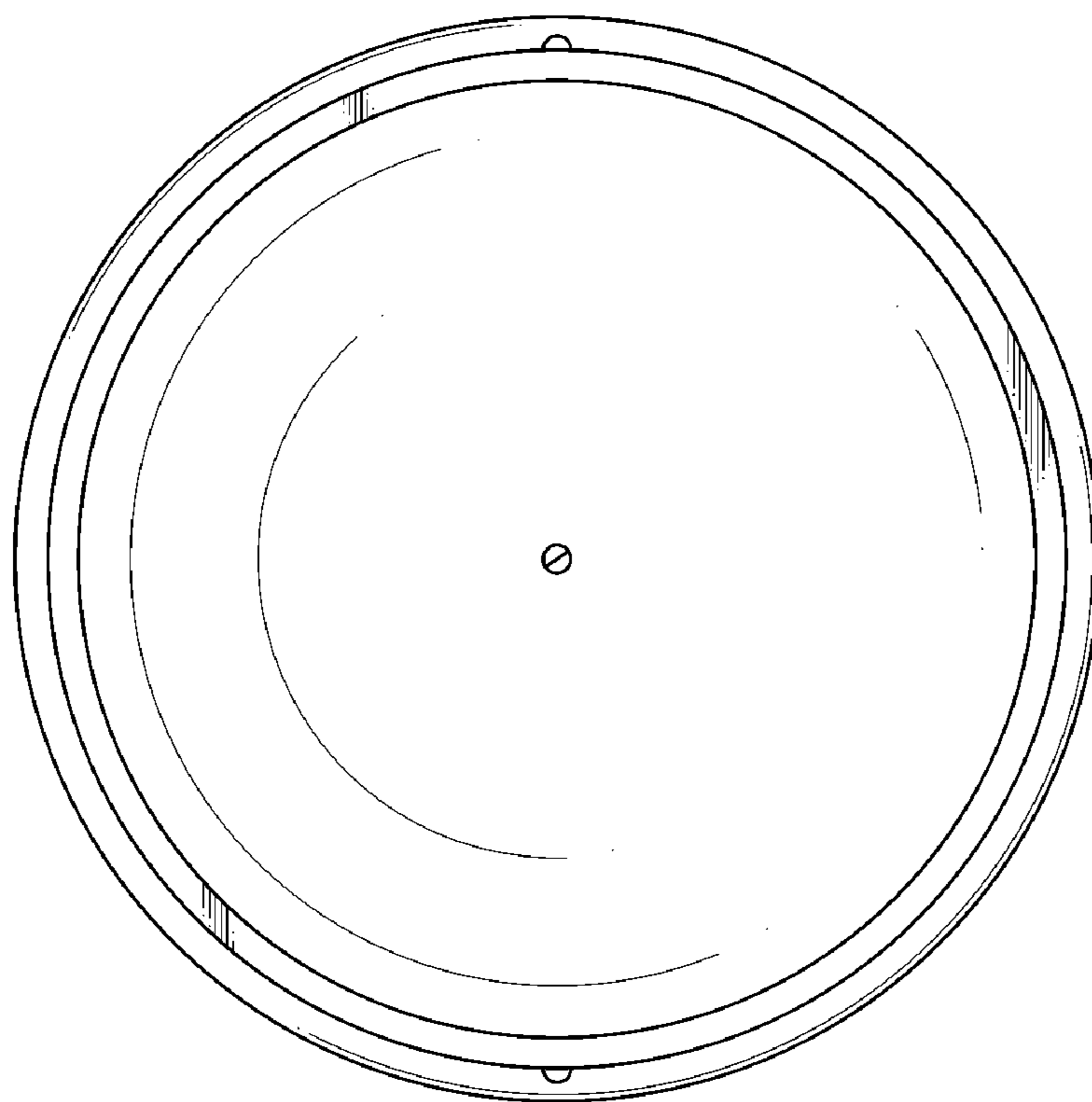
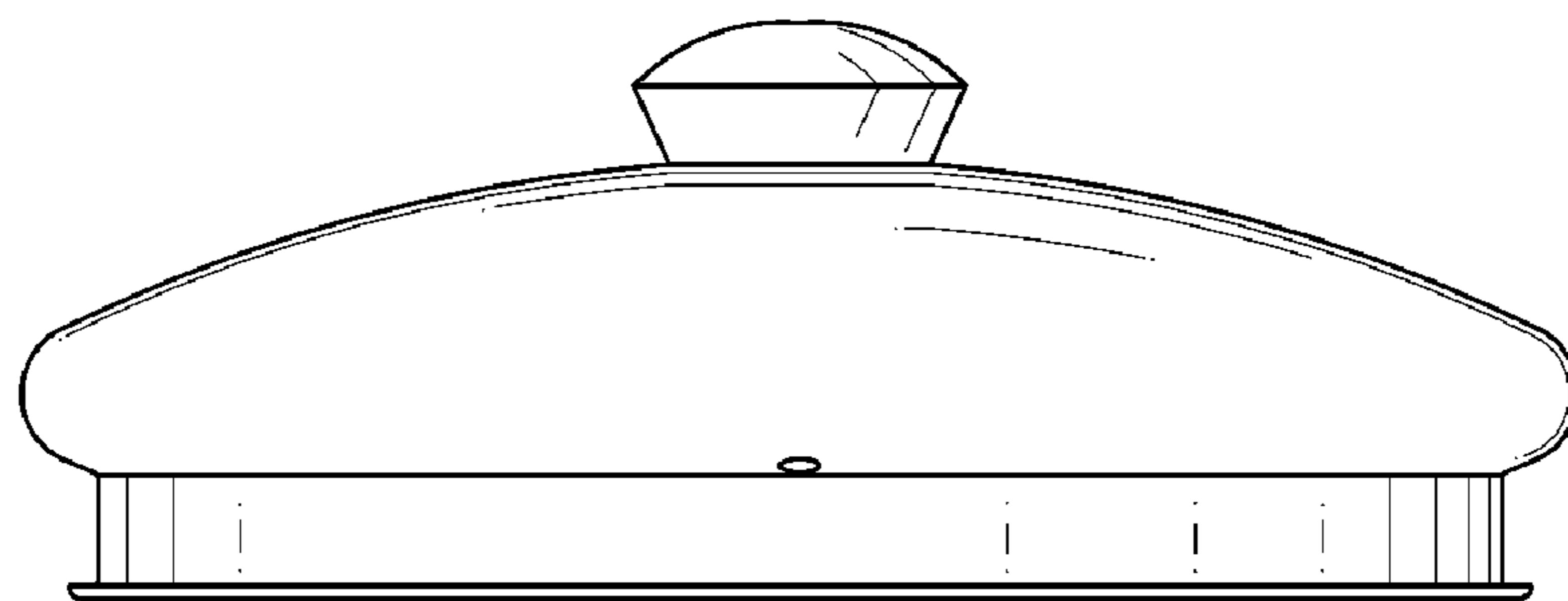


FIG. 6



**FIG.7**



**FIG.8**