



US00D612183S

(12) **United States Design Patent**
Neuberg et al.

(10) **Patent No.:** **US D612,183 S**
(45) **Date of Patent:** **** Mar. 23, 2010**

(54) **MAT**

D430,627 S * 9/2000 Bergman D21/686

(75) Inventors: **Ben Neuberg**, Lawrence, NY (US); **Ira Neuberg**, Inwood, NY (US); **Ian Rubenstein**, Inwood, NY (US); **Brian Duftler**, Inwood, NY (US)

* cited by examiner

Primary Examiner—Robert M Spear
Assistant Examiner—Barbara B Lohr
(74) *Attorney, Agent, or Firm*—Hedman & Costigan; James V. Costigan

(73) Assignee: **IBIB, LLC**, Inwood, NY (US)

(**) Term: **14 Years**

(57) **CLAIM**

(21) Appl. No.: **29/316,099**

The ornamental design for a mat, as shown and described.

(22) Filed: **Aug. 24, 2009**

DESCRIPTION

(51) **LOC (9) Cl.** **06-11**

FIG. 1 is a top perspective view of the invention;

(52) **U.S. Cl.** **D6/583**; D6/586

FIG. 2 is a back view of the invention;

(58) **Field of Classification Search** D6/582,
D6/583, 586, 596, 601, 605; D21/662, 686;
482/140, 142; 5/417, 419; D12/185, 203;
D10/109; 15/215, 217; 280/851

FIG. 3 is a front view of the invention;

FIG. 4 is a right side view of the invention;

FIG. 5 is a left side view of the invention;

FIG. 6 is a top view of the invention; and,

FIG. 7 is a bottom view of the invention.

See application file for complete search history.

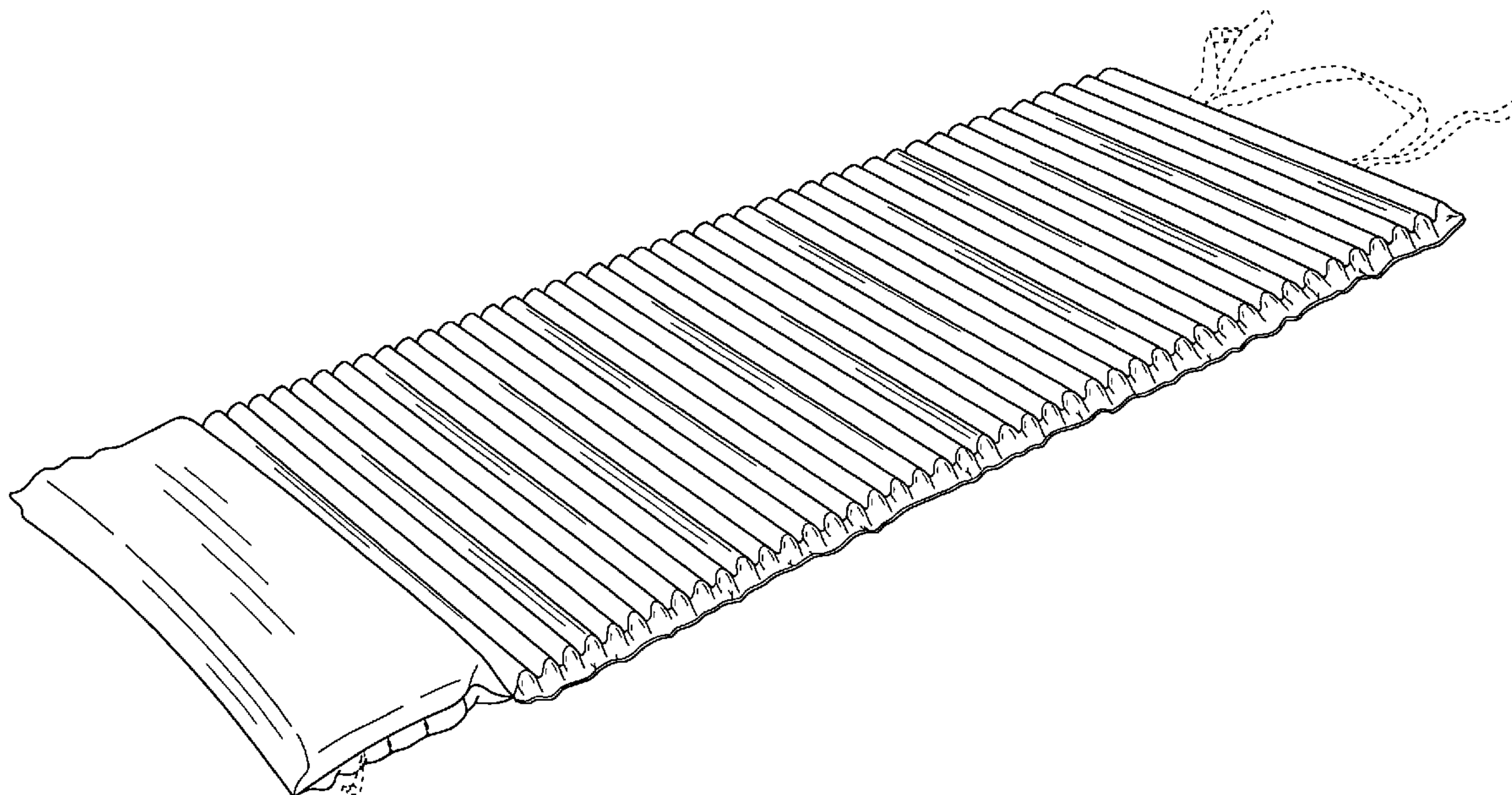
The broken lines are to show a strap and handles and which form no part of the claimed design.

(56) **References Cited**

U.S. PATENT DOCUMENTS

D224,138 S * 7/1972 Mahler D6/583
D339,560 S * 9/1993 Byrd D12/203

1 Claim, 3 Drawing Sheets



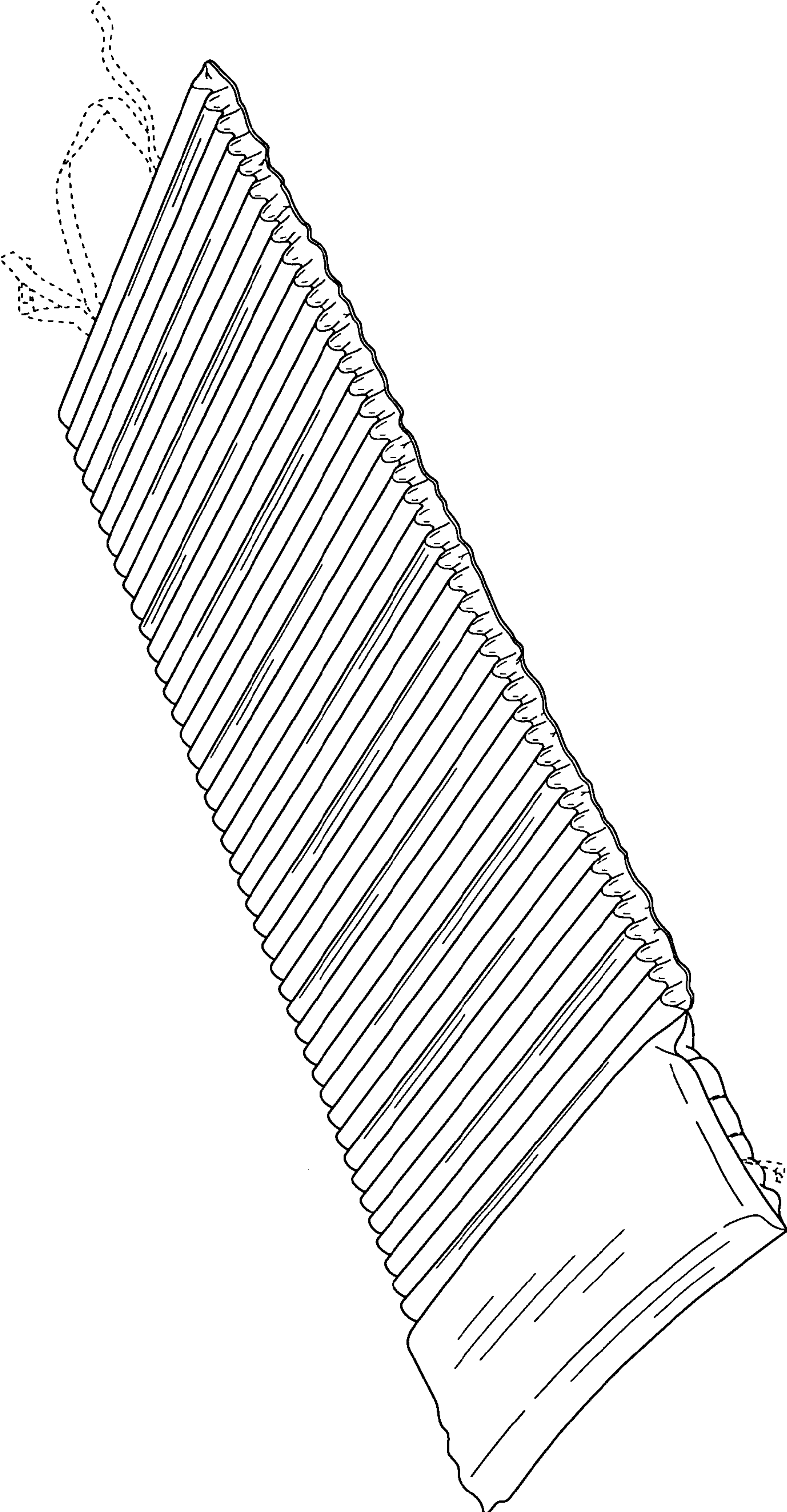


FIG. 1



FIG. 2



FIG. 3

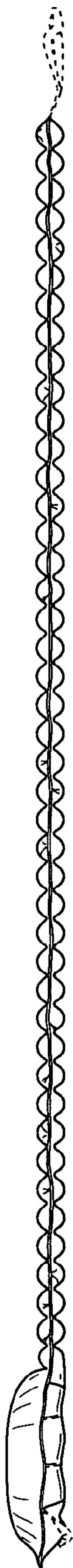


FIG. 4

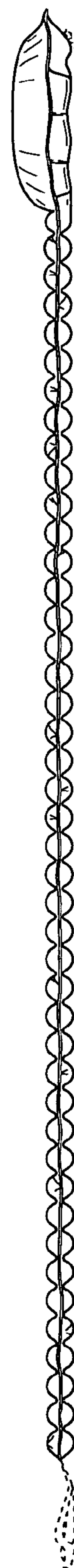


FIG. 5




FIG. 6




FIG. 7