

US00D612174S

(12) **United States Design Patent**
Dingjian et al.

(10) **Patent No.:** **US D612,174 S**
(45) **Date of Patent:** **** Mar. 23, 2010**

(54) **TABLE**

(75) Inventors: **Jean-Francois Dingjian**, Montreuil (FR); **Eloi Chafai**, Montreuil (FR)

(73) Assignee: **Roset S.A.** (FR)

(**) Term: **14 Years**

(21) Appl. No.: **29/340,138**

(22) Filed: **Jul. 14, 2009**

(30) **Foreign Application Priority Data**

Jan. 16, 2009 (WO) DM/071 264

(51) **LOC (9) Cl.** **06-03**

(52) **U.S. Cl.** **D6/482; D6/487**

(58) **Field of Classification Search** D6/480-489,
D6/429-431, 495-499, 511, 423; 108/150,
108/152, 153.1, 157.1, 161, 64, 65; 248/188,
248/188.1, 188.7, 188.8

See application file for complete search history.

(56) **References Cited**

U.S. PATENT DOCUMENTS

D150,365 S * 7/1948 Johnson D6/474
D291,751 S * 9/1987 Salvato D6/482

D348,993 S * 7/1994 Cybula D6/429
D349,416 S * 8/1994 Shimogori D6/482
D386,022 S * 11/1997 Bennett D6/486
6,382,109 B1 * 5/2002 Novikoff 108/65
D458,056 S * 6/2002 Solloway D6/480

* cited by examiner

Primary Examiner—Janice E Seeger

(74) *Attorney, Agent, or Firm*—Cantor Colburn LLP

(57) **CLAIM**

I claim, the ornamental design for a table, as shown and described.

DESCRIPTION

FIG. 1 is a front view of a table, showing my new design;

FIG. 2 is another front view thereof;

FIG. 3 is a rear view thereof;

FIG. 4 is another rear view thereof;

FIG. 5 is a side view thereof, taken from the left of FIG. 1;

FIG. 6 is a side view thereof, taken from the right of FIG. 1; and,

FIG. 7 is a top plan view thereof.

1 Claim, 7 Drawing Sheets





FIGURE 1




FIGURE 2



FIGURE 3




FIGURE 4




FIGURE 5




FIGURE 6



FIGURE 7

