



US00D612167S

(12) **United States Design Patent**  
**Mourgue**

(10) **Patent No.:** **US D612,167 S**  
(45) **Date of Patent:** **\*\* Mar. 23, 2010**

(54) **SOFA**  
(75) Inventor: **Pascal Mourgue**, Montreuil Sous Bois (FR)  
(73) Assignee: **CINNA (FR)**  
(\*\*) Term: **14 Years**  
(21) Appl. No.: **29/340,110**  
(22) Filed: **Jul. 14, 2009**  
(30) **Foreign Application Priority Data**  
Jan. 16, 2009 (WO) ..... DM/071 206

(51) **LOC (9) Cl.** ..... **06-01**  
(52) **U.S. Cl.** ..... **D6/381**  
(58) **Field of Classification Search** ..... D6/334,  
D6/349, 355, 359, 369, 370, 371, 381-383,  
D6/491, 492, 500-503; 297/94, 181, 233,  
297/234, 235, 283.2, 311, 351, 353, 354.1,  
297/354.12, 354.13, 445.1, 451.1, 451.8,  
297/451.9; 5/12.1, 12.2  
See application file for complete search history.

(56) **References Cited**  
**U.S. PATENT DOCUMENTS**  
D161,894 S \* 2/1951 Becker, Jr. .... D6/371  
D282,418 S \* 2/1986 Lewis ..... D6/381  
D294,089 S \* 2/1988 Klein ..... D6/379  
D308,305 S \* 6/1990 Snodgrass ..... D6/379  
D312,005 S \* 11/1990 Snodgrass ..... D6/379  
D318,183 S \* 7/1991 Fister, Jr. .... D6/334  
D320,517 S \* 10/1991 Snodgrass ..... D6/501  
D321,098 S \* 10/1991 Toffoloni ..... D6/379  
D335,587 S \* 5/1993 Backer ..... D6/379  
D350,857 S \* 9/1994 Warren ..... D6/381  
D371,251 S \* 7/1996 Lewis ..... D6/379  
D401,078 S \* 11/1998 Relling ..... D6/381  
D500,928 S \* 1/2005 Nastri ..... D6/381

D544,247 S \* 6/2007 Natuzzi ..... D6/381  
D552,869 S \* 10/2007 Natuzzi ..... D6/381  
D567,531 S \* 4/2008 Lamb et al. .... D6/381  
D601,824 S \* 10/2009 Dordoni ..... D6/381

\* cited by examiner

*Primary Examiner*—Sandra Snapp  
(74) *Attorney, Agent, or Firm*—Cantor Colburn LLP

(57) **CLAIM**

I claim, the ornamental design for a sofa, as shown and described.

**DESCRIPTION**


FIG. 1 is a front perspective view of a sofa, showing my new design;  
FIG. 2 is a rear perspective view thereof;  
FIG. 3 is a front view thereof;  
FIG. 4 is a side view thereof taken from the right of FIG. 3;  
FIG. 5 is an opposite side view thereof taken from the left of FIG. 3;  
FIG. 6 is a rear view thereof;  
FIG. 7 is a top plan view thereof;  
FIG. 8 is a front perspective view of an alternate embodiment of a sofa, showing my new design;  
FIG. 9 is a rear perspective view thereof;  
FIG. 10 is a front view thereof;  
FIG. 11 is a side view thereof taken from the right of FIG. 10;  
FIG. 12 is an opposite side view thereof taken from the left of FIG. 10;  
FIG. 13 is a rear view thereof; and,  
FIG. 14 is a top plan view thereof.

Any specific color shown in the drawings is for the purpose of illustration only and forms no part of the claimed design.

**1 Claim, 14 Drawing Sheets**



FIGURE 1



**FIGURE 2**



FIGURE 3




FIGURE 4




FIGURE 5




FIGURE 6




FIGURE 7






FIGURE 8




FIGURE 9




FIGURE 10




FIGURE 11



FIGURE 12



FIGURE 13




FIGURE 14

