



US00D612159S

(12) **United States Design Patent**
Lehr et al.

(10) **Patent No.:** **US D612,159 S**
(45) **Date of Patent:** **** Mar. 23, 2010**

(54) **PORTION OF AN ARTICLE FOR FASTENING SOCKS**

(75) Inventors: **Daniel E. Lehr**, Indian Hill, OH (US);
Kenneth E. Carper, Loveland, OH (US)

(73) Assignee: **ITE Group, LLC**, Loveland, OH (US)

(**) Term: **14 Years**

(21) Appl. No.: **29/327,421**

(22) Filed: **Nov. 5, 2008**

(51) **LOC (9) Cl.** **06-08**

(52) **U.S. Cl.** **D6/328**

(58) **Field of Classification Search** D6/315,
D6/320, 323, 325, 326, 328; 211/1, 13.1,
211/85.3, 183; 223/85-98; D8/395; D32/61;
24/16 PB, 16 R, 30, 30.5 P, 30 R, 302, 334,
24/461, 545; 2/239; D28/39
See application file for complete search history.

(56) **References Cited**

U.S. PATENT DOCUMENTS

- 160,972 A 3/1875 Travis
- D50,981 S * 7/1917 Creech et al. D28/39
- D52,947 S * 2/1919 Creech et al. D28/39
- 3,078,533 A 2/1963 Allen
- 3,384,938 A 5/1968 O'Connor
- 3,535,746 A * 10/1970 Thomas, Jr. 24/30.5 P
- 3,543,353 A 12/1970 Meehan
- 3,688,348 A 9/1972 Klotz
- 3,900,181 A 8/1975 Pitanis
- 4,058,853 A 11/1977 Boxer
- 4,079,484 A * 3/1978 Nakama 24/16 PB
- D269,393 S * 6/1983 Larsen et al. D6/317
- D280,180 S * 8/1985 Burt D8/394
- D298,976 S 12/1988 Moore, Jr.
- 4,965,902 A 10/1990 Mazzoli
- 5,038,413 A 8/1991 Ursino
- 5,044,051 A 9/1991 Klein
- D353,245 S 12/1994 Tucker
- 5,440,791 A 8/1995 Guio
- D367,744 S 3/1996 White

- D368,589 S 4/1996 Guio
- D370,131 S 5/1996 Kirksey
- D371,455 S 7/1996 Ronson
- 5,551,128 A 9/1996 Townsend
- 5,671,876 A 9/1997 Gardner
- 5,826,775 A 10/1998 Mooney
- 6,032,294 A 3/2000 Dean
- 6,067,659 A 5/2000 Reichle
- 6,092,241 A 7/2000 Bellet
- 6,161,263 A 12/2000 Anderson
- D445,980 S 7/2001 Tjugum
- D452,595 S 12/2001 Richards
- 6,389,657 B1 5/2002 Turner

(Continued)

Primary Examiner—Stella M Reid
Assistant Examiner—Shanda C Hill
(74) *Attorney, Agent, or Firm*—Greenebaum Doll & McDonald PLLC; Glenn D. Bellamy

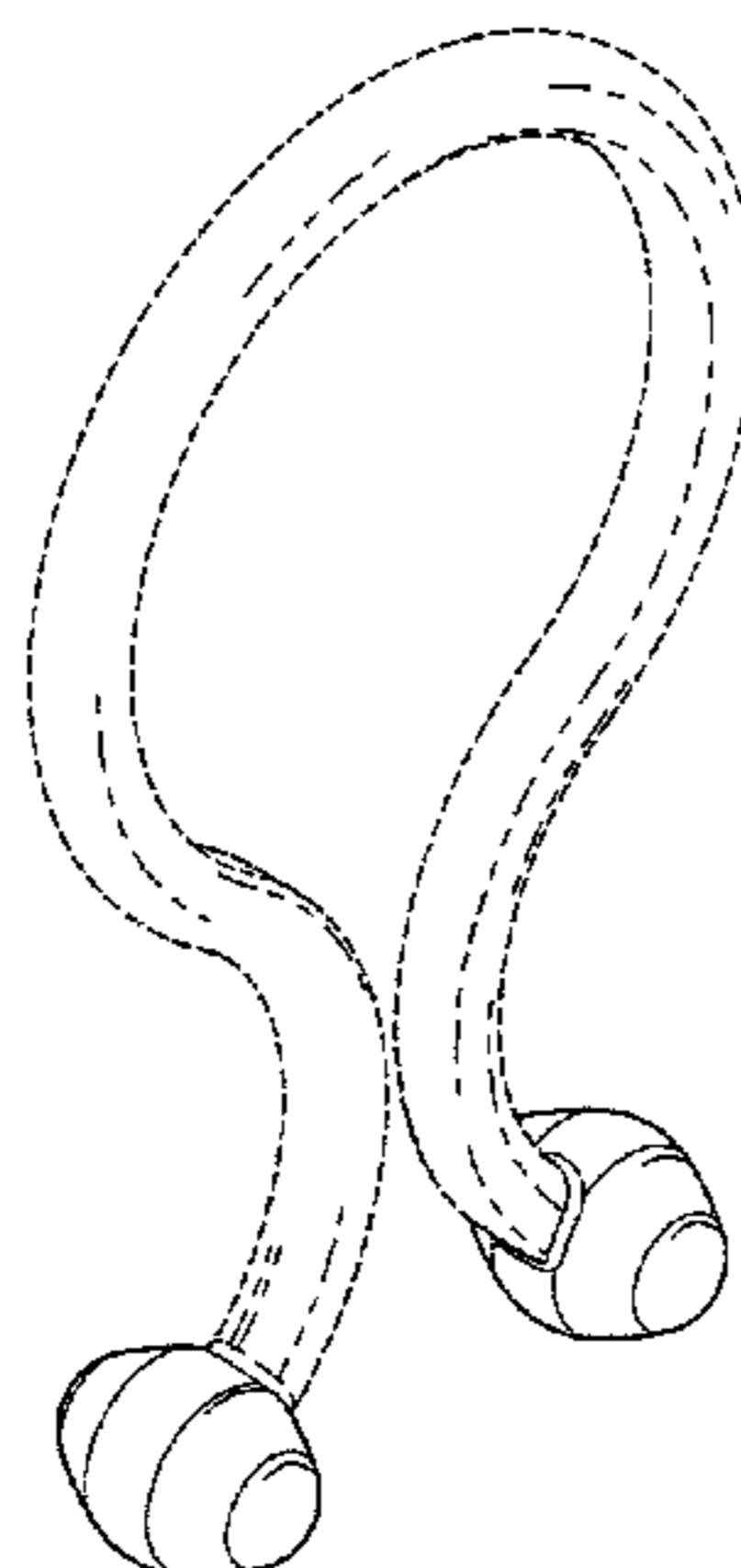
(57) **CLAIM**

The ornamental design for a portion of an article for fastening socks, as shown and described.

DESCRIPTION

FIG. 1 is a front perspective view of a portion of an article for fastening socks, showing our new design;
FIG. 2 is a front view thereof, the back view being identical thereto;
FIG. 3 is a side view thereof, the opposite side view being identical thereto;
FIG. 4 is a top side view thereof; and,
FIG. 5 is a bottom side view thereof.
The broken lines are for illustrative purposes only and form no part of the claimed design.

1 Claim, 2 Drawing Sheets



US D612,159 S

Page 2

U.S. PATENT DOCUMENTS

6,463,636	B1	10/2002	Friedewald				
6,830,055	B1 *	12/2004	Frame et al.	132/275	* cited by examiner	
							D507,737 S * 7/2005 Flanagan D6/317
							D521,368 S 5/2006 Carl

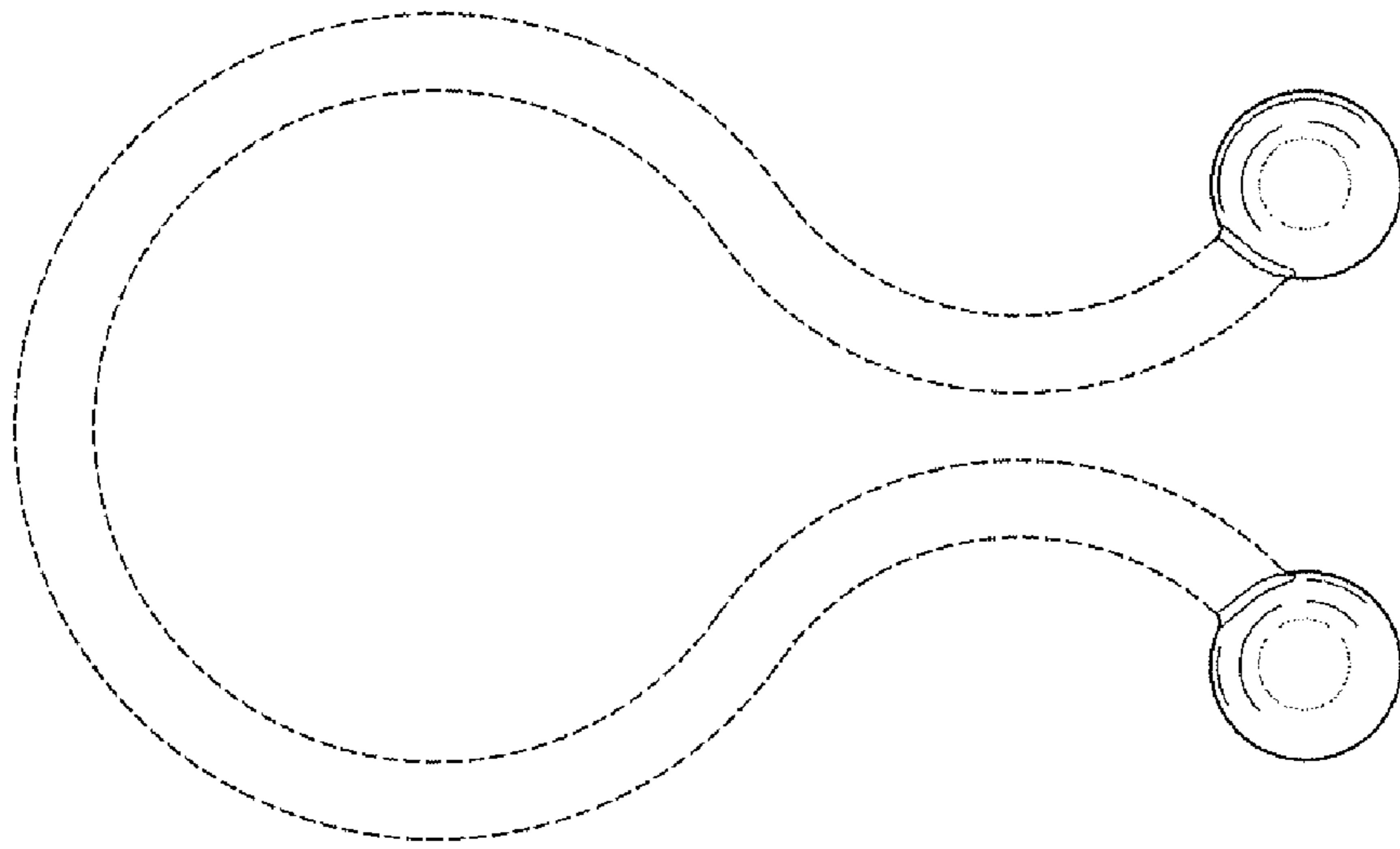


Fig. 2




Fig. 1

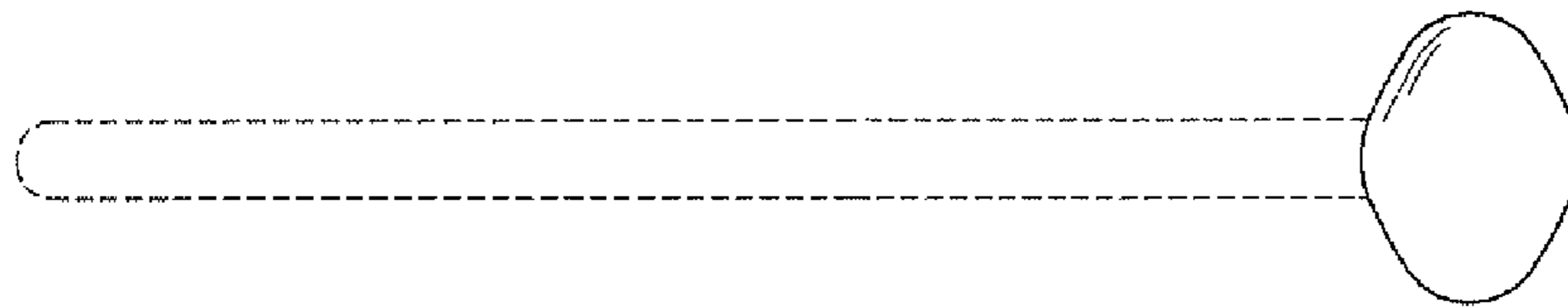


Fig. 3




Fig. 4

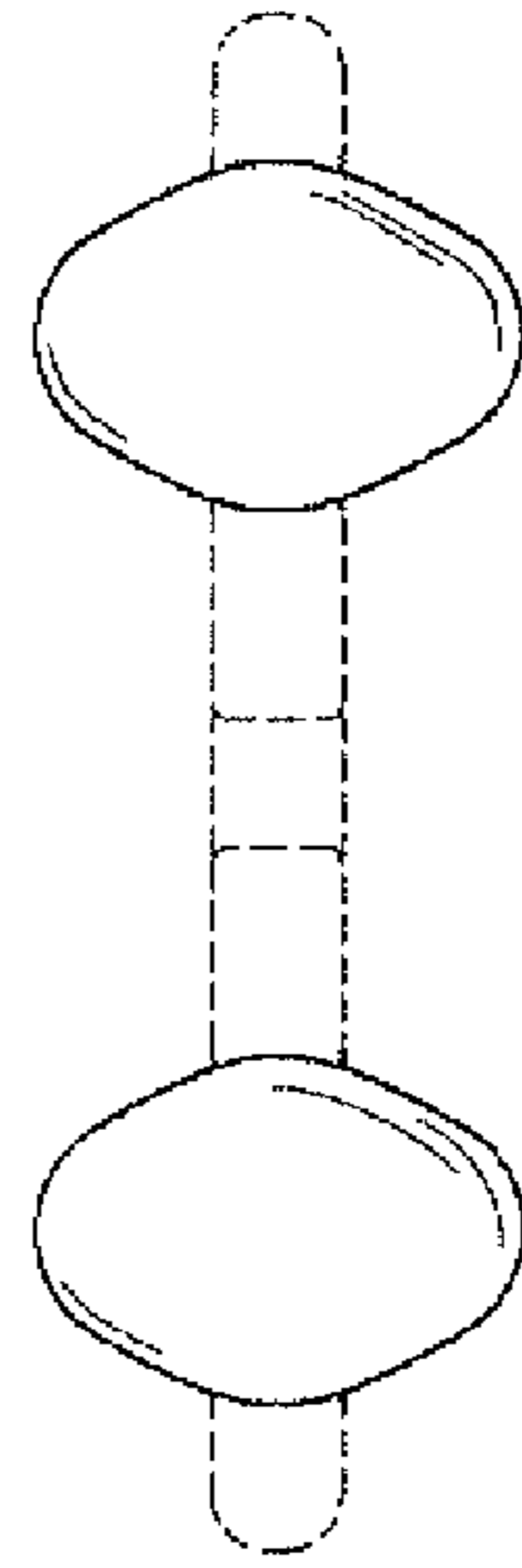


Fig. 5