



US00D612158S

(12) **United States Design Patent**
Lehr et al.

(10) **Patent No.:** **US D612,158 S**
(45) **Date of Patent:** **** Mar. 23, 2010**

(54) **PORTION OF AN ARTICLE FOR FASTENING SOCKS**

(75) Inventors: **Daniel E. Lehr**, Indian Hill, OH (US);
Kenneth E. Carper, Loveland, OH (US)

(73) Assignee: **ITE Group, LLC**, Loveland, OH (US)

(**) Term: **14 Years**

(21) Appl. No.: **29/327,419**

(22) Filed: **Nov. 5, 2008**

(51) **LOC (9) Cl.** **06-08**

(52) **U.S. Cl.** **D6/328**

(58) **Field of Classification Search** D6/315,
D6/320, 323, 325, 326, 328; 211/1, 13.1,
211/85.3, 183; 223/85-98; D8/395; 24/16 PB,
24/16 R, 30, 30.5 P, 30.5 R, 302, 334, 461,
24/545; 2/239; D28/39; D32/61

See application file for complete search history.

(56) **References Cited**

U.S. PATENT DOCUMENTS

160,972 A	3/1875	Travis	
D50,981 S *	7/1917	Creech et al.	D28/39
D52,947 S *	2/1919	Creech et al.	D28/39
3,078,533 A	2/1963	Allen	
3,384,938 A	5/1968	O'Connor	
3,535,746 A *	10/1970	Thomas, Jr.	24/30.5 P
3,543,353 A	12/1970	Meehan	
3,688,348 A	9/1972	Klotz	
3,900,181 A	8/1975	Pitanis	
4,058,853 A	11/1977	Boxer	
4,079,484 A *	3/1978	Nakama	24/16 PB
D269,393 S *	6/1983	Larsen et al.	D6/317
D280,180 S *	8/1985	Burt	D8/394
D298,976 S	12/1988	Moore, Jr.	
4,965,902 A	10/1990	Mazzoli	
5,038,413 A	8/1991	Ursino	
5,044,051 A	9/1991	Klein	
D353,245 S	12/1994	Tucker	
5,440,791 A	8/1995	Guio	
D367,744 S	3/1996	White	

D368,589 S	4/1996	Guio
D370,131 S	5/1996	Kirksey
D371,455 S	7/1996	Ronson
5,551,128 A	9/1996	Townsend
5,671,876 A	9/1997	Gardner
5,826,775 A	10/1998	Mooney
6,032,294 A	3/2000	Dean
6,067,659 A	5/2000	Reichle
6,092,241 A	7/2000	Bellet
6,161,263 A	12/2000	Anderson
D445,980 S	7/2001	Tjugum

(Continued)

Primary Examiner—Stella M Reid

Assistant Examiner—Shanda C Hill

(74) *Attorney, Agent, or Firm*—Greenebaum Doll & McDonald PLLC; Glenn D. Bellamy

(57) **CLAIM**

The ornamental design for a portion of an article for fastening socks, as shown and described.

DESCRIPTION

FIG. 1 is a front perspective view of a portion of an article for fastening socks, showing our new design;

FIG. 2 is a front view thereof, the back view being identical thereto;

FIG. 3 is a side view thereof, the opposite side view being identical thereto;

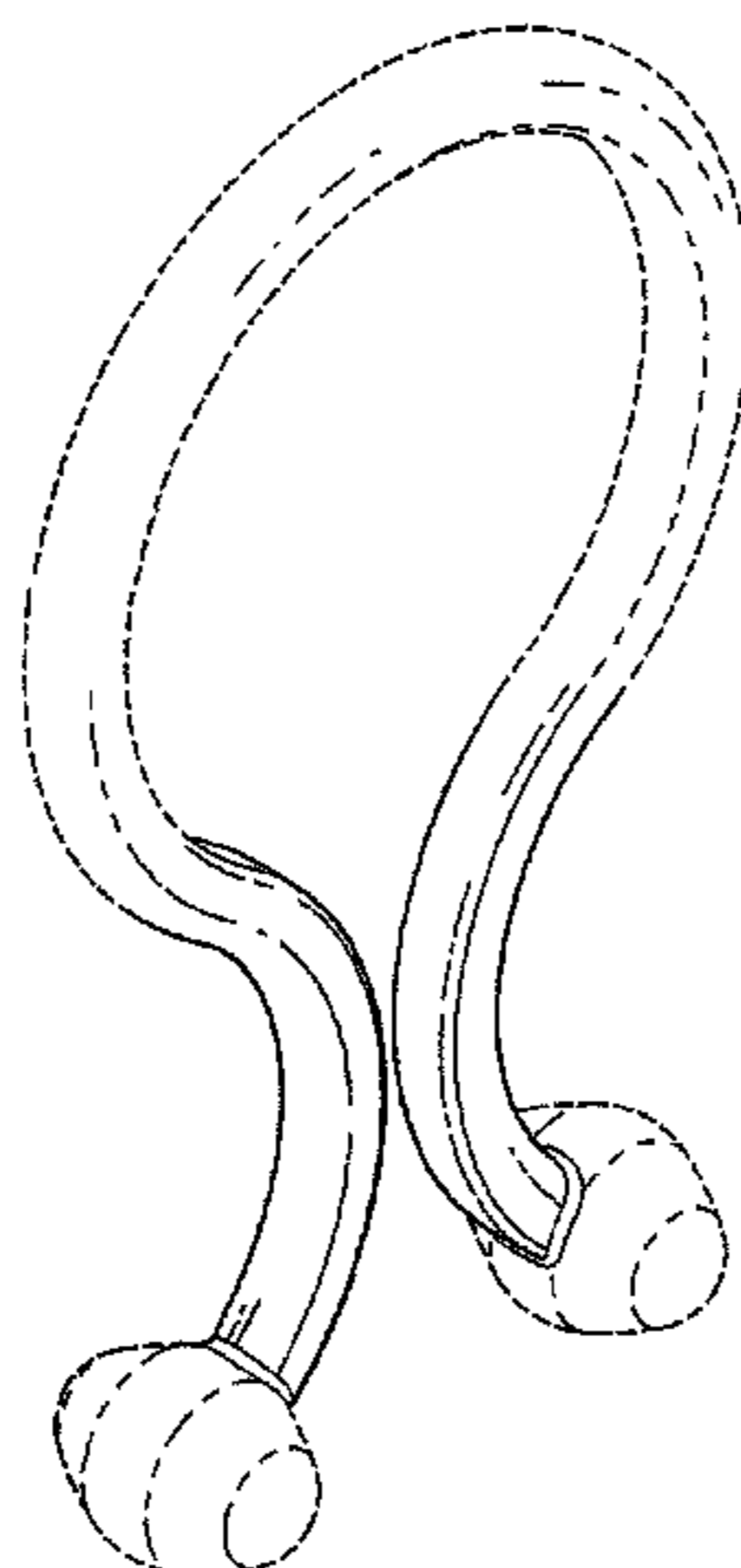
FIG. 4 is a top side view thereof;

FIG. 5 is a bottom side view thereof; and,

FIG. 6 is a cross sectional view thereof, taken along line 6—6 of FIG. 2.

The broken lines are for illustrative purposes only and form no part of the claimed design.

1 Claim, 2 Drawing Sheets



US D612,158 S

Page 2

U.S. PATENT DOCUMENTS

D452,595 S 12/2001 Richards
6,389,657 B1 5/2002 Turner
6,463,636 B1 10/2002 Friedewald

6,830,055 B1* 12/2004 Frame et al. 132/275
D507,737 S * 7/2005 Flanagan D6/317
D521,368 S 5/2006 Carl

* cited by examiner

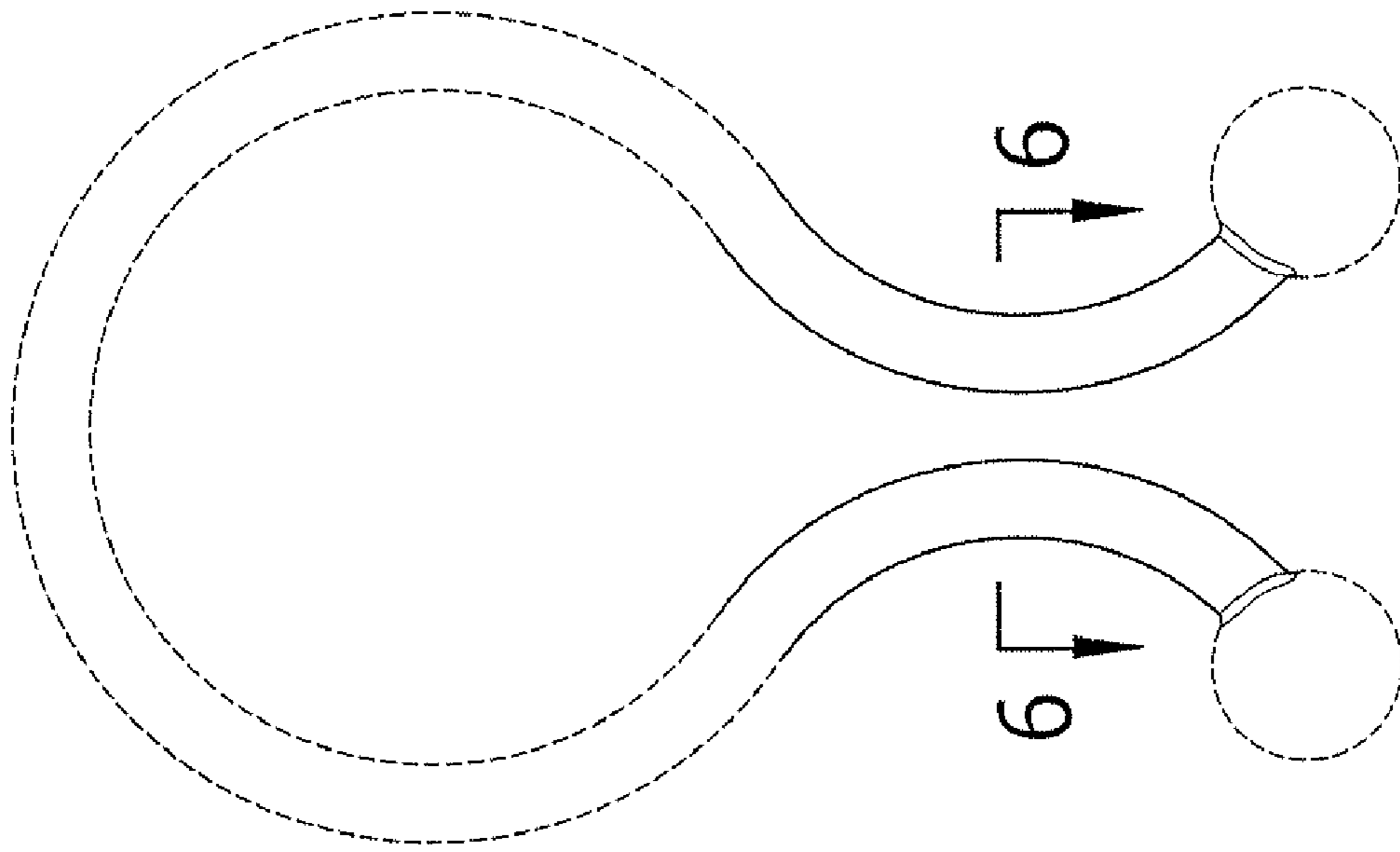


Fig. 2

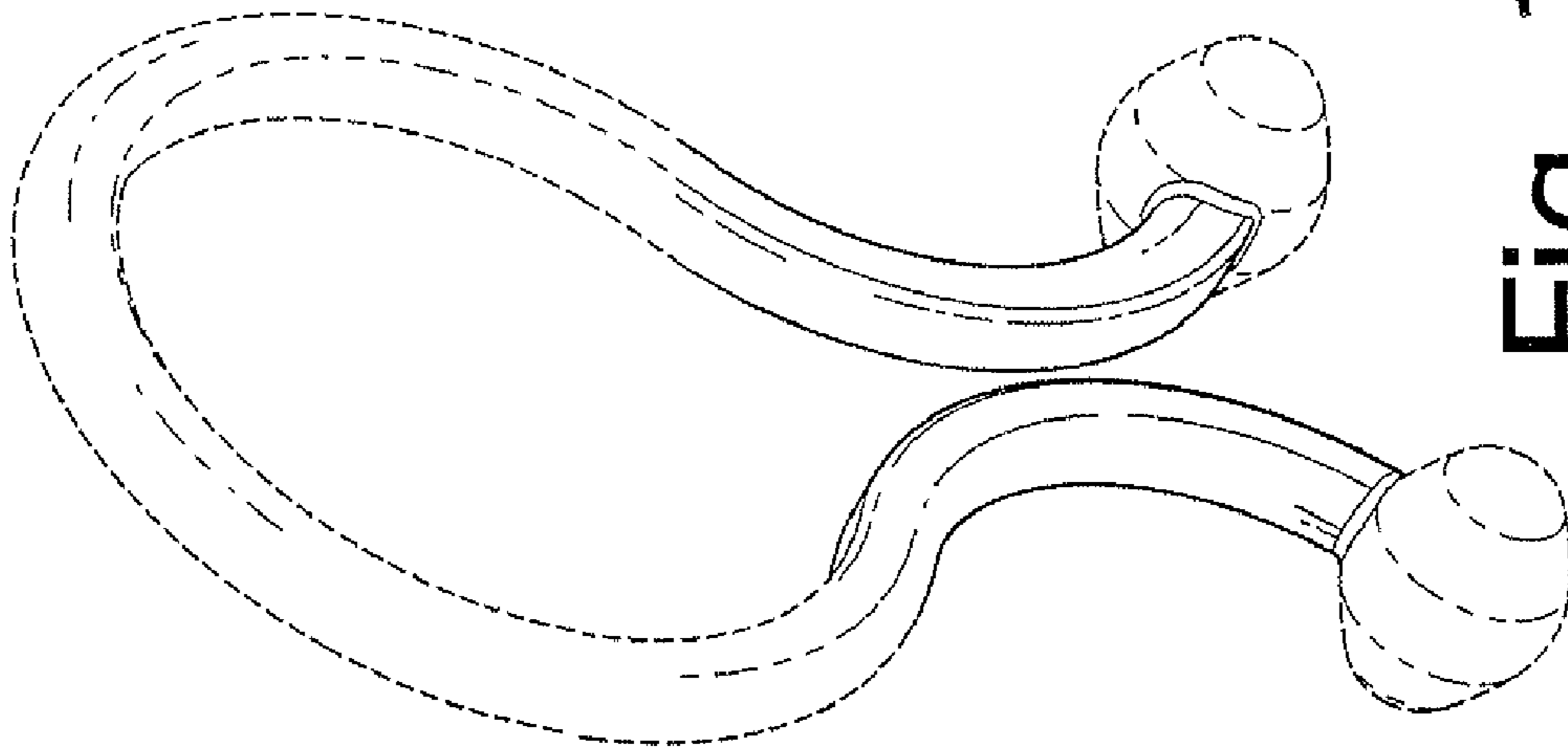


Fig. 1

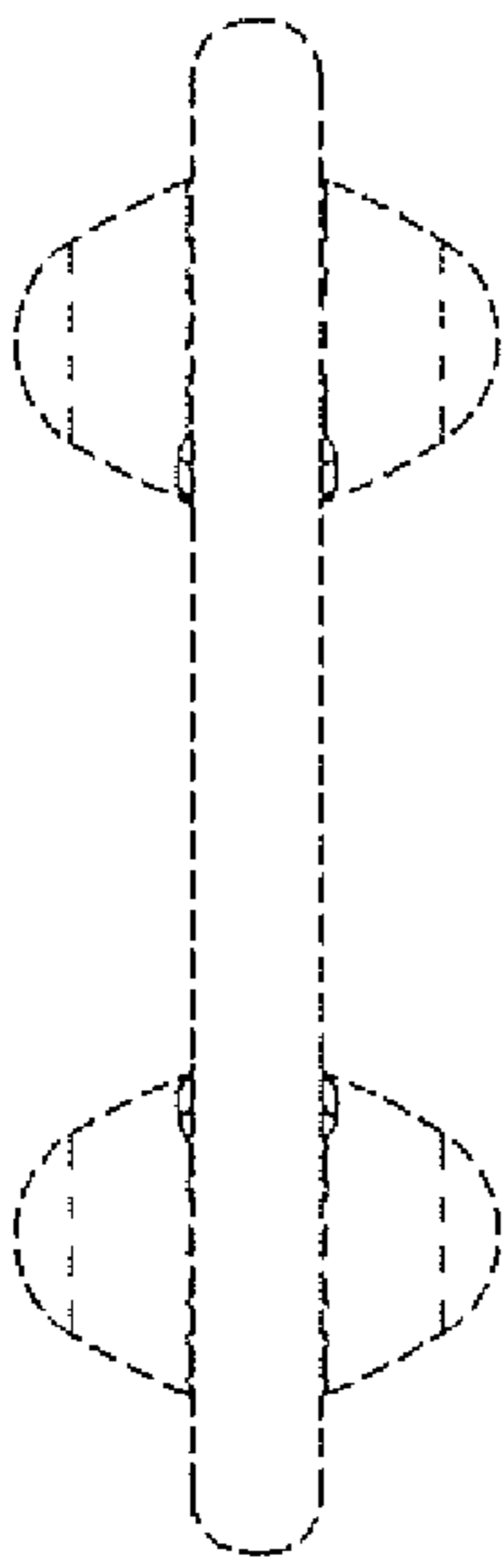


Fig. 4

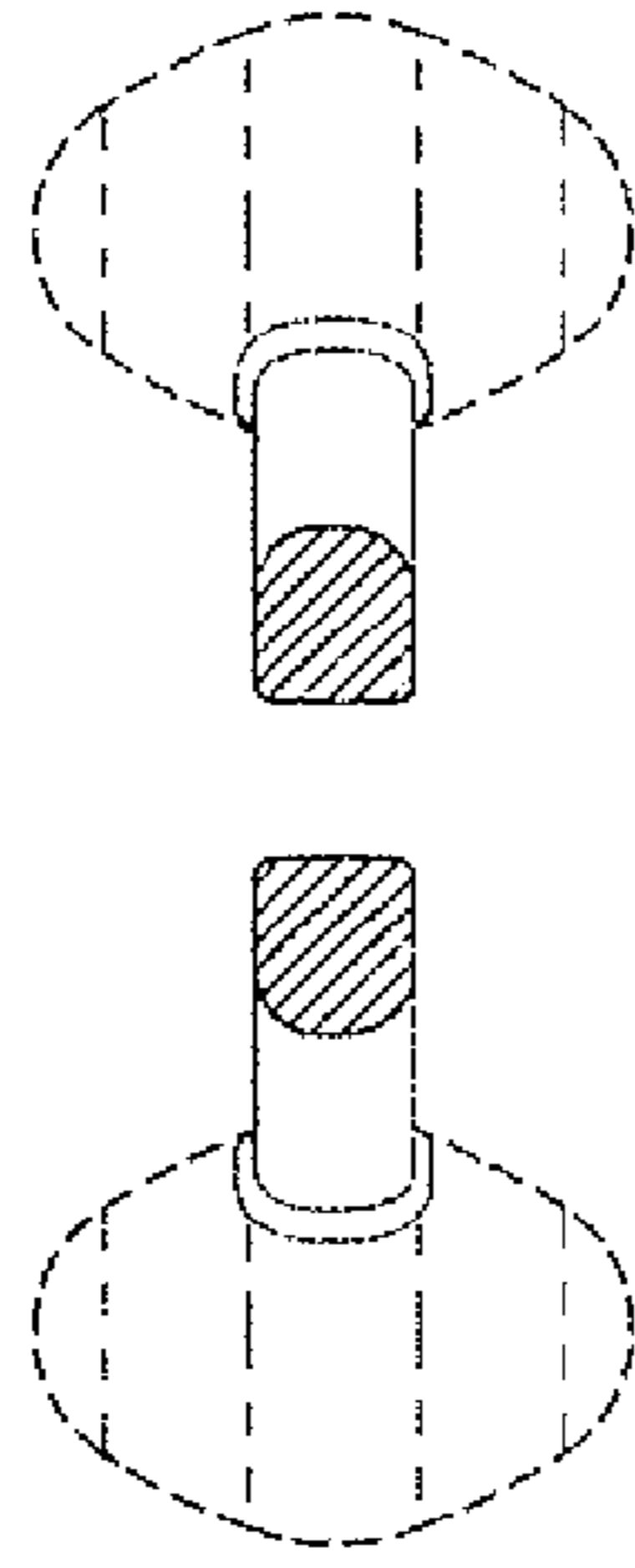


Fig. 6

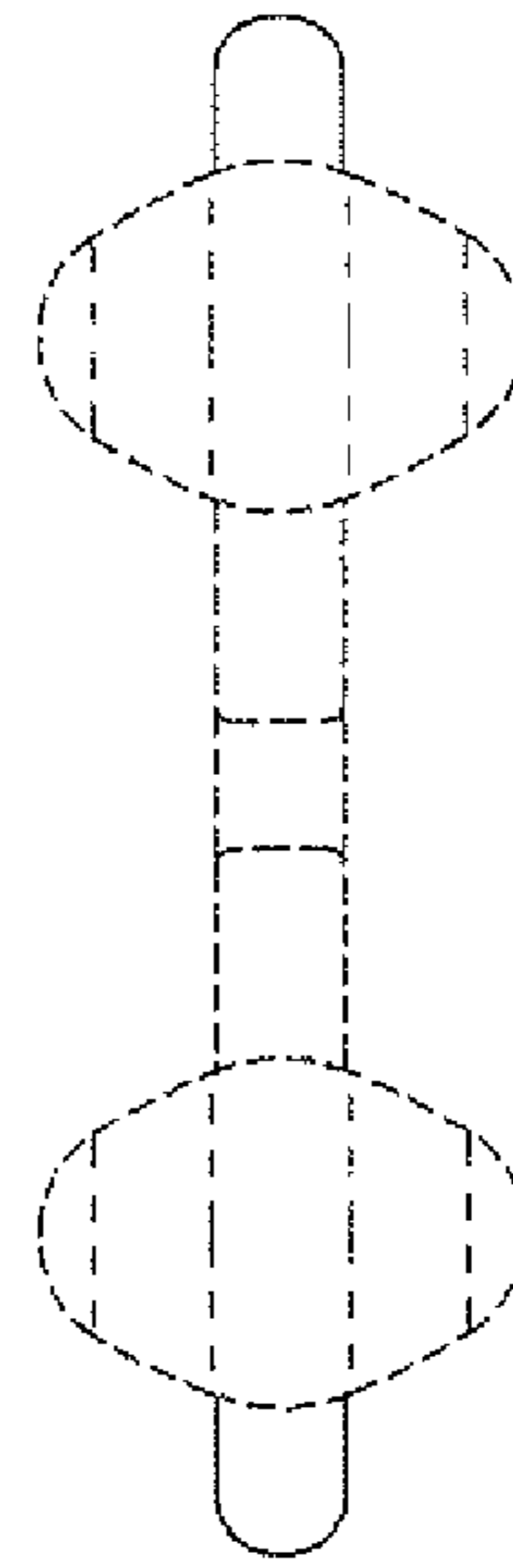


Fig. 5

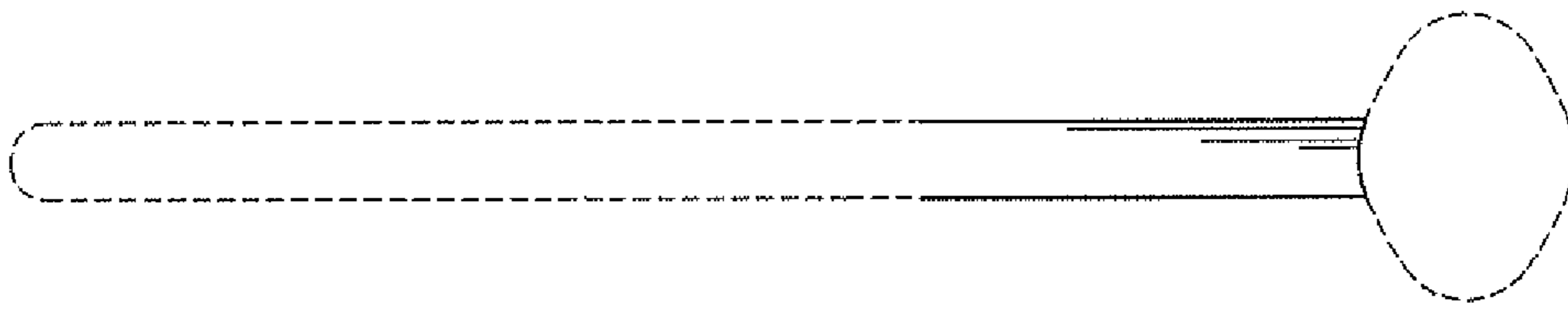


Fig. 3