



US00D612152S

(12) **United States Design Patent**  
**Roesler**

(10) **Patent No.:** **US D612,152 S**  
(45) **Date of Patent:** **\*\* Mar. 23, 2010**

(54) **STORAGE BOX**

(76) Inventor: **Peter Roesler**, Ifenweg 3,  
Wangen/Allgau (DE) D-88239

(\*\*) Term: **14 Years**

(21) Appl. No.: **29/324,288**

(22) Filed: **Sep. 10, 2008**

(30) **Foreign Application Priority Data**

Mar. 10, 2008 (EM) ..... 000895099

(51) **LOC (9) Cl.** ..... **03-01**

(52) **U.S. Cl.** ..... **D3/294**

(58) **Field of Classification Search** ..... D3/201,  
D3/203.1–203.3, 203.6–203.8, 205–206,  
D3/273, 294–295, 302, 901, 903; D7/629;  
D9/418, 423; 206/6.1, 349, 372–373, 581  
See application file for complete search history.

(56) **References Cited**

**U.S. PATENT DOCUMENTS**

D157,610	S	*	3/1950	Ligon	.....	D3/295
2,767,502	A	*	10/1956	Reynolds	.....	43/25.2
D265,867	S	*	8/1982	Margulis	.....	D3/294
D390,357	S	*	2/1998	Rosen	.....	D3/282
D398,842	S	*	9/1998	Rohrig	.....	D9/415
D401,763	S	*	12/1998	Wolff	.....	D3/273
D448,154	S	*	9/2001	Mann	.....	D3/203.1
D449,165	S	*	10/2001	van der Hulst	.....	D3/294
D458,127	S	*	6/2002	de Groote	.....	D9/423
D460,690	S	*	7/2002	Doerschlag	.....	D9/423
D467,414	S	*	12/2002	Pavlu et al.	.....	D3/203.1
D473,054	S	*	4/2003	Roehrig	.....	D3/295
D475,168	S	*	5/2003	Post	.....	D99/25
D475,853	S	*	6/2003	Chen	.....	D3/294
D479,401	S	*	9/2003	Claypool	.....	D3/294
D484,305	S	*	12/2003	Eldon et al.	.....	D3/205

D488,928	S	*	4/2004	Foley et al.	.....	D3/295
6,866,151	B2	*	3/2005	Mousset et al.	.....	206/570
6,991,103	B2	*	1/2006	Chen	.....	206/373
D549,119	S	*	8/2007	Becker	.....	D10/104
2005/0218033	A1	*	10/2005	Curtis	.....	206/581

\* cited by examiner

*Primary Examiner*—Philip S Hyder

*Assistant Examiner*—Roselynn Cody

(74) *Attorney, Agent, or Firm*—Frederick L. Tolhurst, Esq.;  
Cohen & Grigsby, P.C.

(57) **CLAIM**

The ornamental design for a storage box, as shown and described.

**DESCRIPTION**

FIG. 1 is a front perspective view of a storage box according to the present invention.

FIG. 2 is a rear perspective view of the storage box shown in FIG. 1.

FIG. 3 is a top plan view of the storage box shown in FIG. 1.

FIG. 4 is a front elevation view of the storage box shown in FIG. 1.

FIG. 5 is a rear elevation view of the storage box shown in FIG. 1.

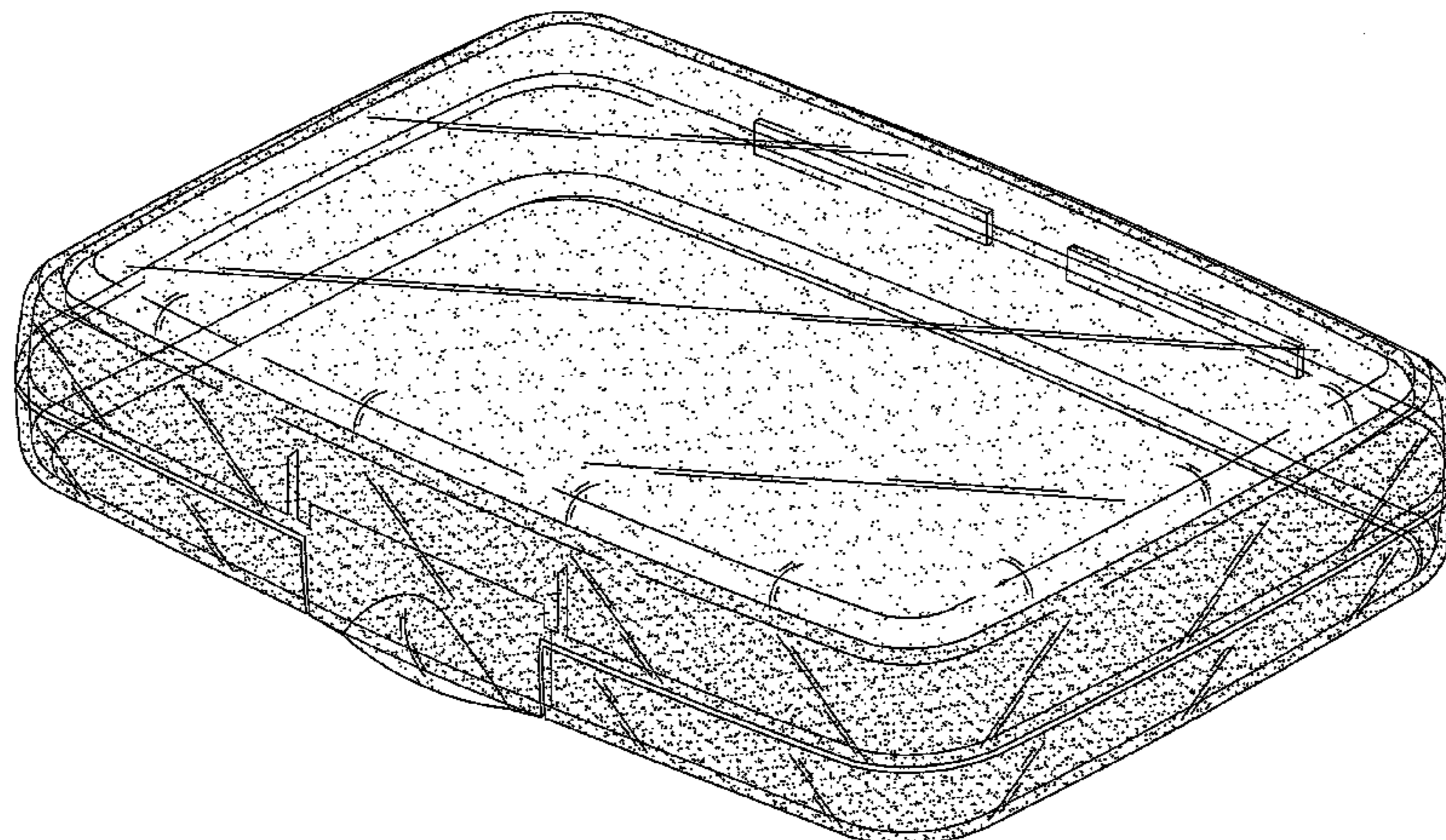
FIG. 6 is a bottom view of the storage box shown in FIG. 1.

FIG. 7 is a right side elevation view of the storage box shown in FIG. 1; and,

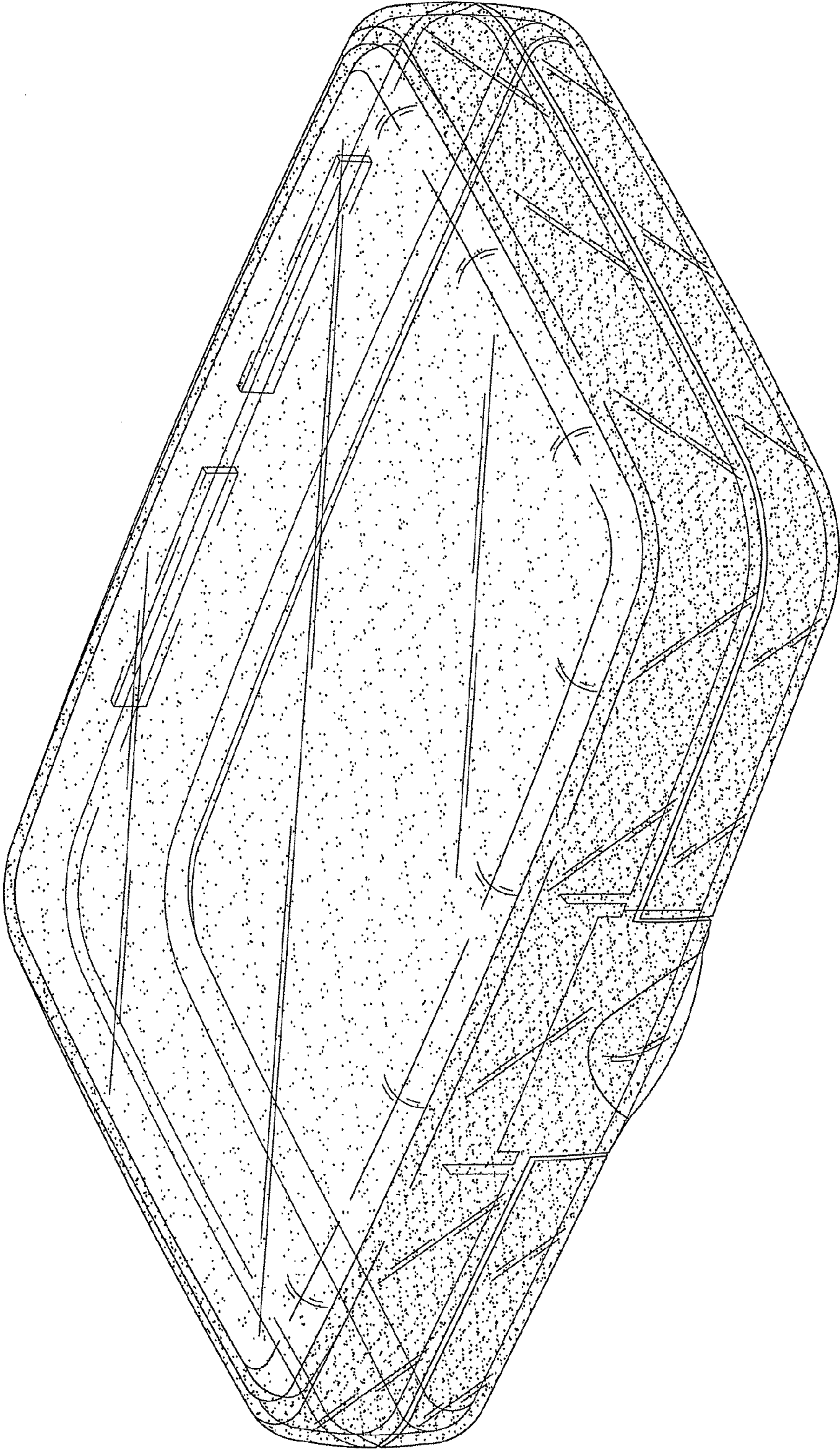
FIG. 8 is a left side elevation view of the storage box shown in FIG. 1.

The stippling used in the drawings indicates that all parts of the claimed design are translucent.

**1 Claim, 5 Drawing Sheets**

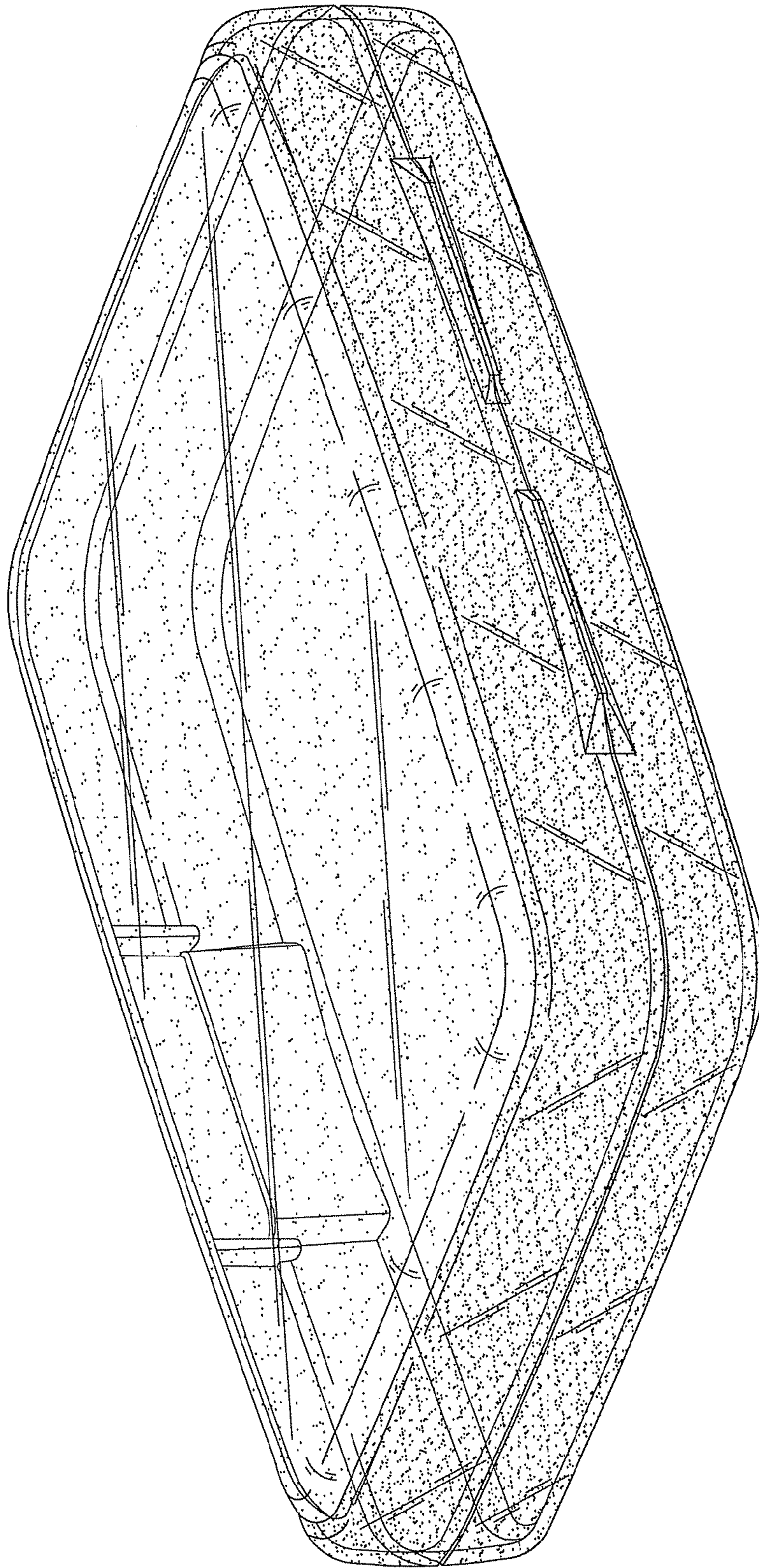






**FIG. 1**





**FIG. 2**

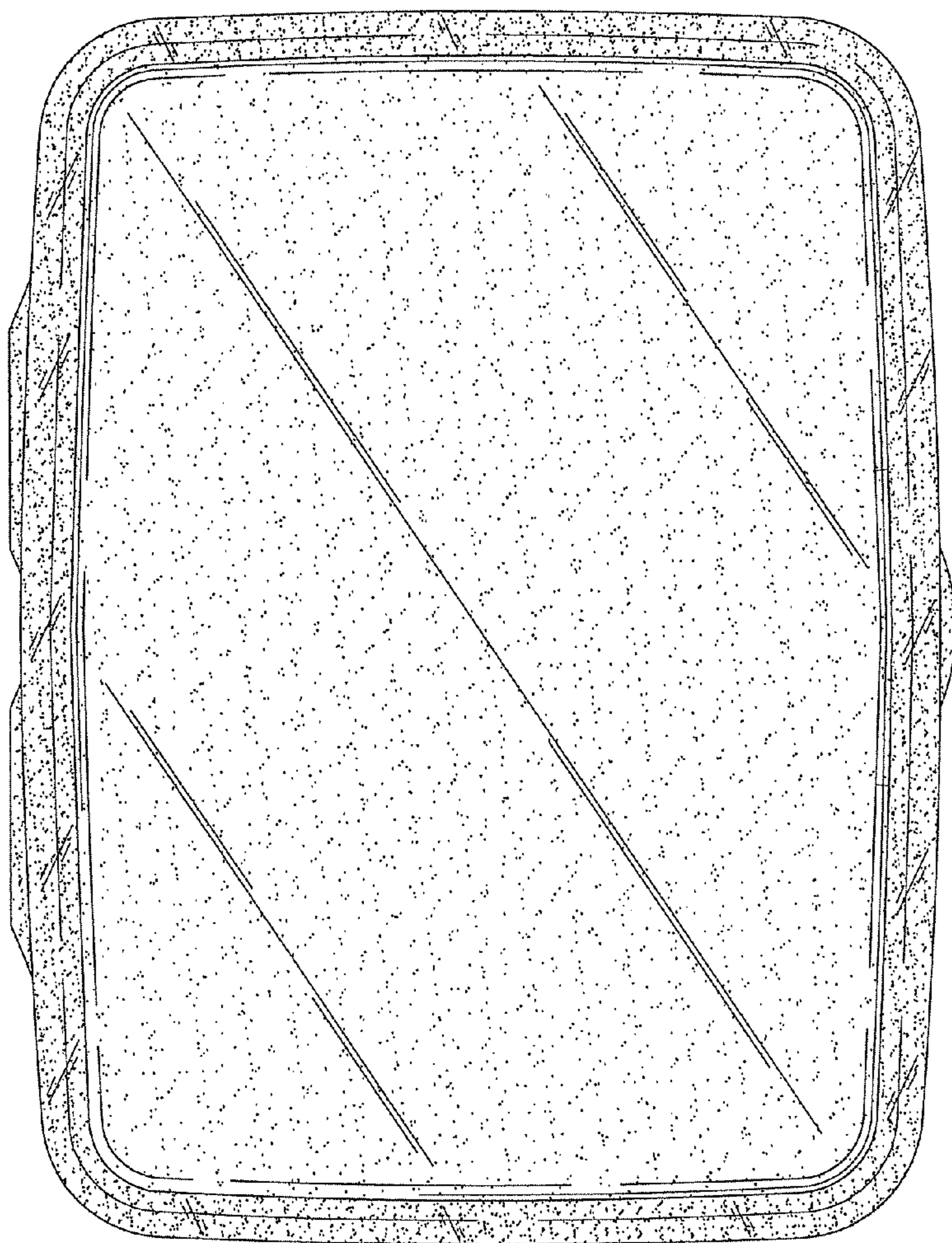


FIG. 3

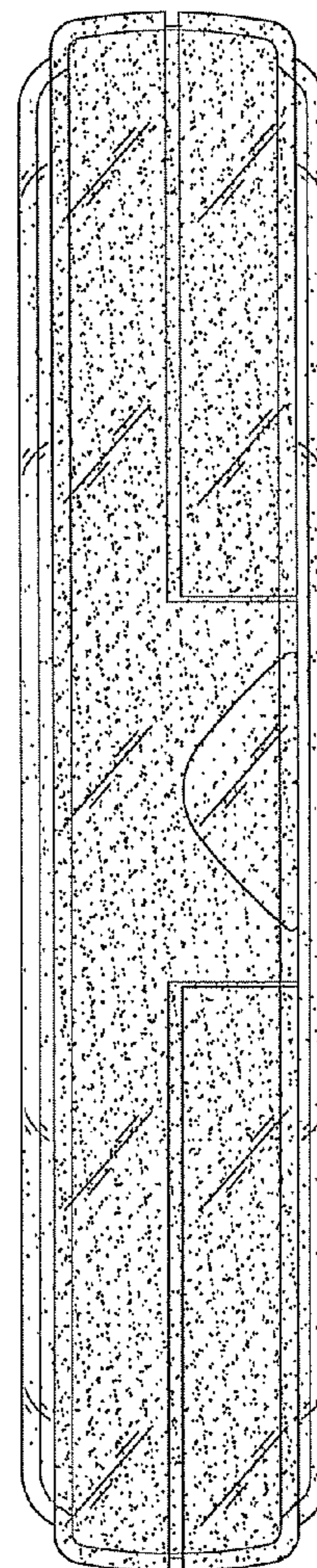
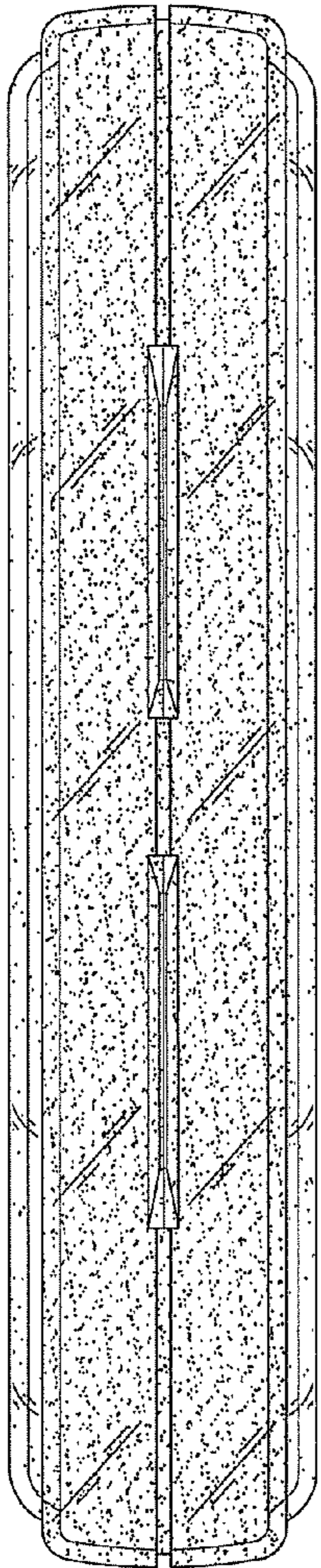


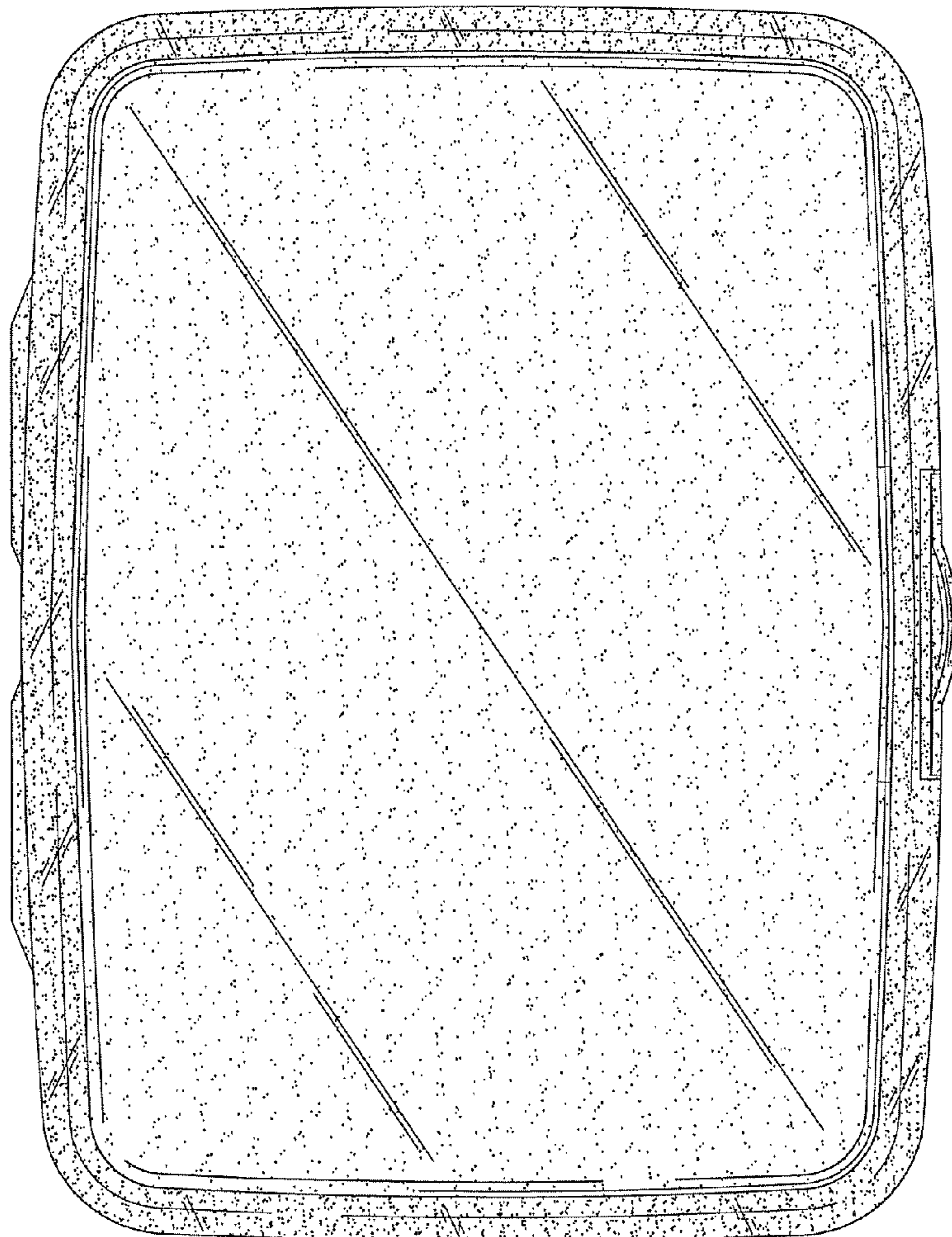
FIG. 4




**FIG. 5**




**FIG. 6**





**FIG. 7**



**FIG. 8**