



US00D612141S

(12) **United States Design Patent**  
**Moon**

(10) **Patent No.:** **US D612,141 S**  
(45) **Date of Patent:** **\*\* Mar. 23, 2010**

(54) **SHOE ANTI-SLIP ATTACHMENT**

D516,282 S \* 3/2006 Ozio ..... D2/964  
D590,579 S \* 4/2009 Cofinco ..... D2/908  
D591,031 S \* 4/2009 Cofinco ..... D2/908

(75) Inventor: **Ku Do Moon**, 636-1, Jungkok-dong,  
Kwangjin-gu, Seoul (KR) 143-912

\* cited by examiner

(73) Assignees: **Ku Do Moon**, Seoul (KR); **Techline Union Co., Ltd.**, Gyeongsangnam-do (KR)

*Primary Examiner*—Dominic Simone  
(74) *Attorney, Agent, or Firm*—Rabin & Berdo, PC

(\*\*) Term: **14 Years**

(57) **CLAIM**

(21) Appl. No.: **29/334,491**

The ornamental design for shoe anti-slip attachment, as shown and described.

(22) Filed: **Mar. 27, 2009**

**DESCRIPTION**

(30) **Foreign Application Priority Data**

Mar. 20, 2009 (KR) ..... 30-2009-0011941

FIG. 1 is a perspective view of shoe anti-slip attachment showing my new design;

(51) **LOC (9) Cl.** ..... **02-99**

FIG. 2 is a front elevational view thereof;

(52) **U.S. Cl.** ..... **D2/962; D2/968**

FIG. 3 is a rear elevational view thereof;

(58) **Field of Classification Search** ..... D2/908,  
D2/946, 962, 968; 36/56 R-66, 59 A-59 D

FIG. 4 is a left side elevational view thereof;

See application file for complete search history.

FIG. 5 is a right side elevational view thereof;

(56) **References Cited**

FIG. 6 is a top view thereof.

**U.S. PATENT DOCUMENTS**

FIG. 7 is a bottom view thereof.

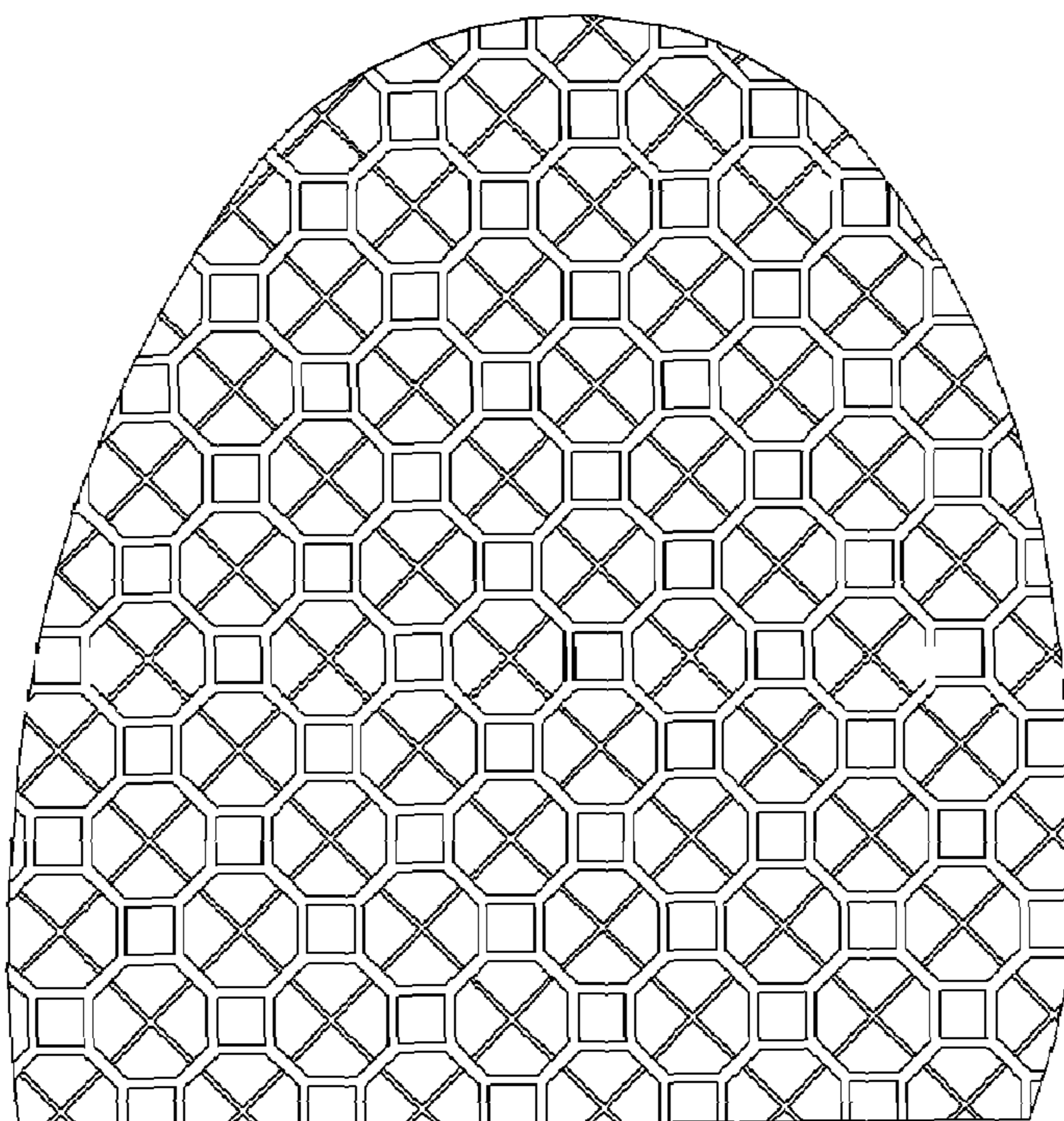
D54,718 S \* 3/1920 Betts ..... D2/968  
D326,954 S \* 6/1992 Kiyosawa et al. .... D2/968  
D335,951 S \* 6/1993 Frachey et al. .... D2/968  
D446,913 S \* 8/2001 Holden ..... D2/964  
D455,002 S \* 4/2002 Holden ..... D2/964  
D476,798 S \* 7/2003 Reynolds et al. .... D2/951

FIG. 8 is a perspective view thereof, in a position for use; and,

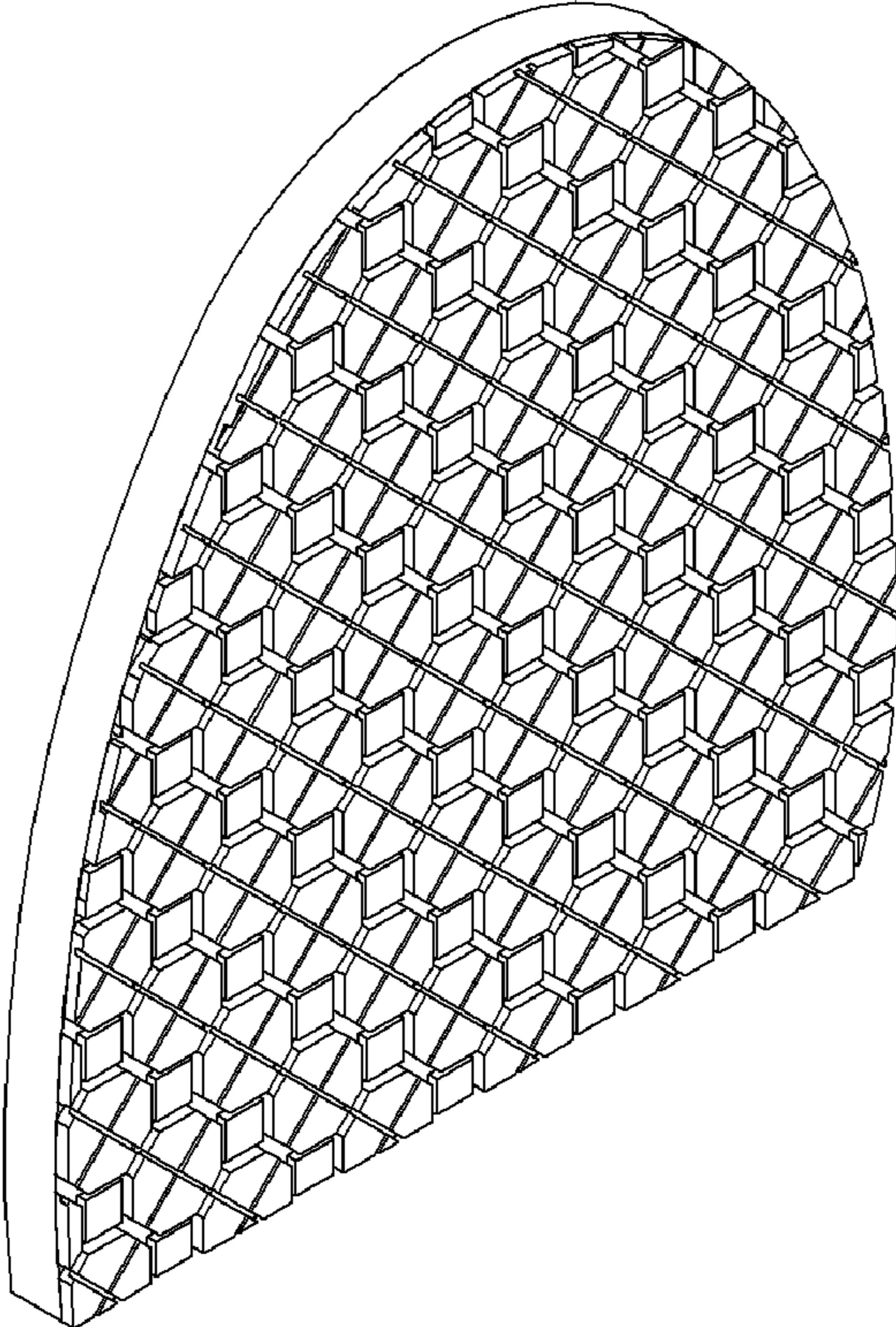
FIG. 9 is a perspective view thereof, in a position for use.

The broken line showing of the footwear in FIG. 8 and FIG. 9 is for illustrative purpose only and forms no part of the claimed design.

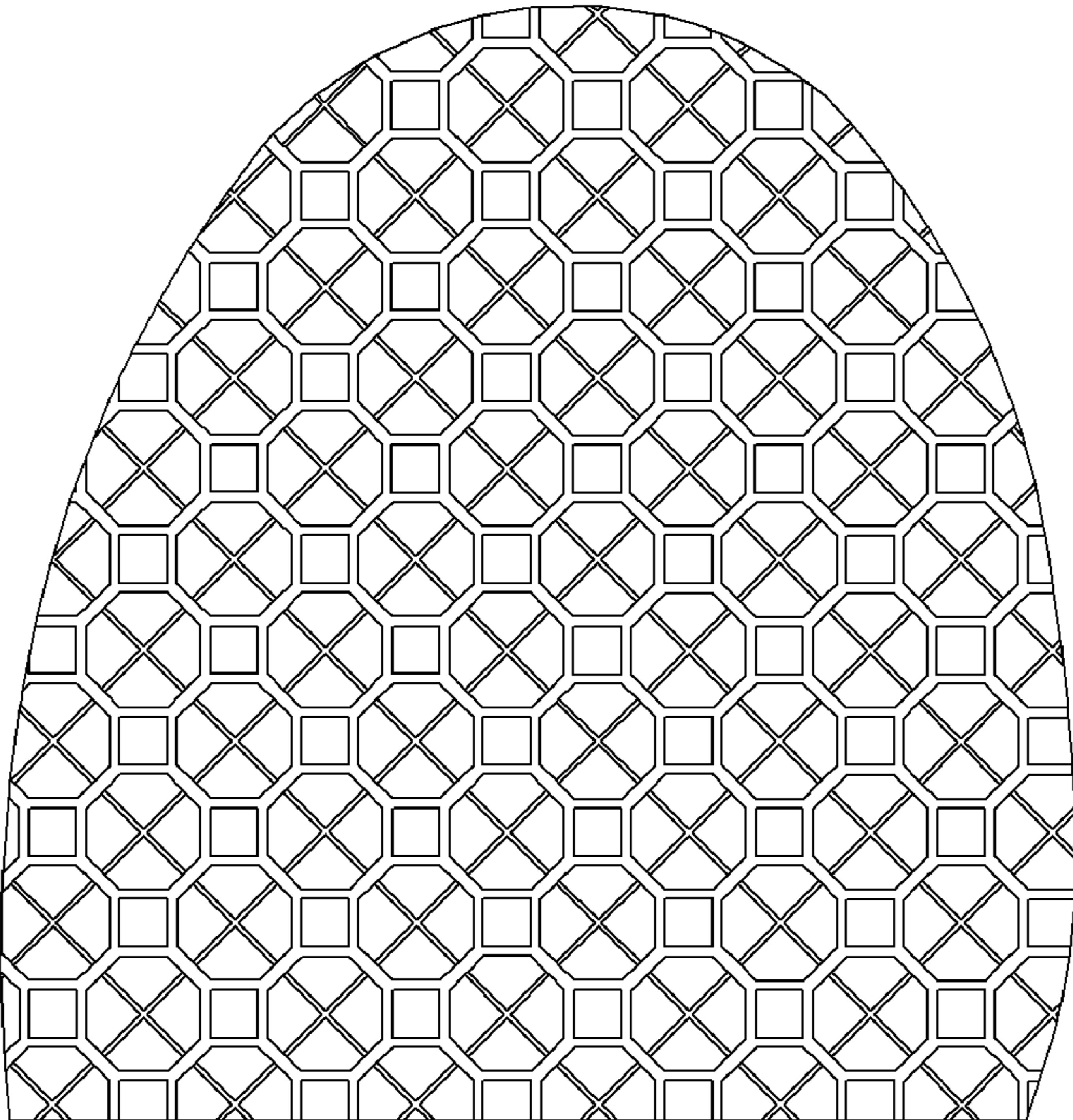
**1 Claim, 5 Drawing Sheets**




**【FIG. 1】**




**【FIG. 2】**



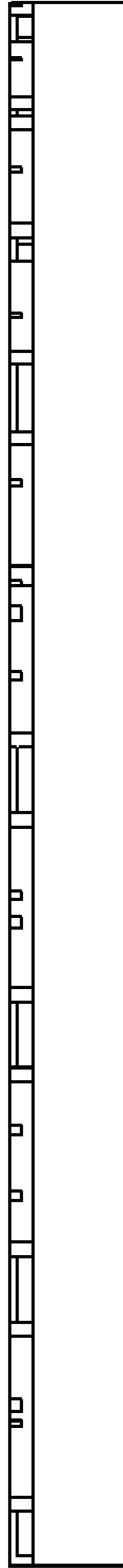
**【FIG. 3】**



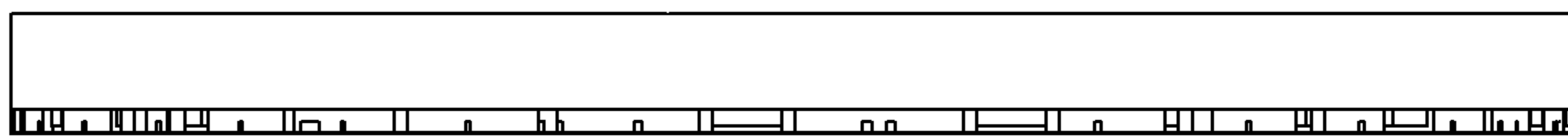
**【FIG. 4】**



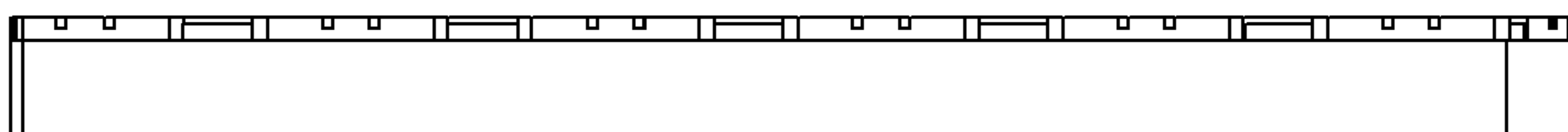
**【FIG. 5】**



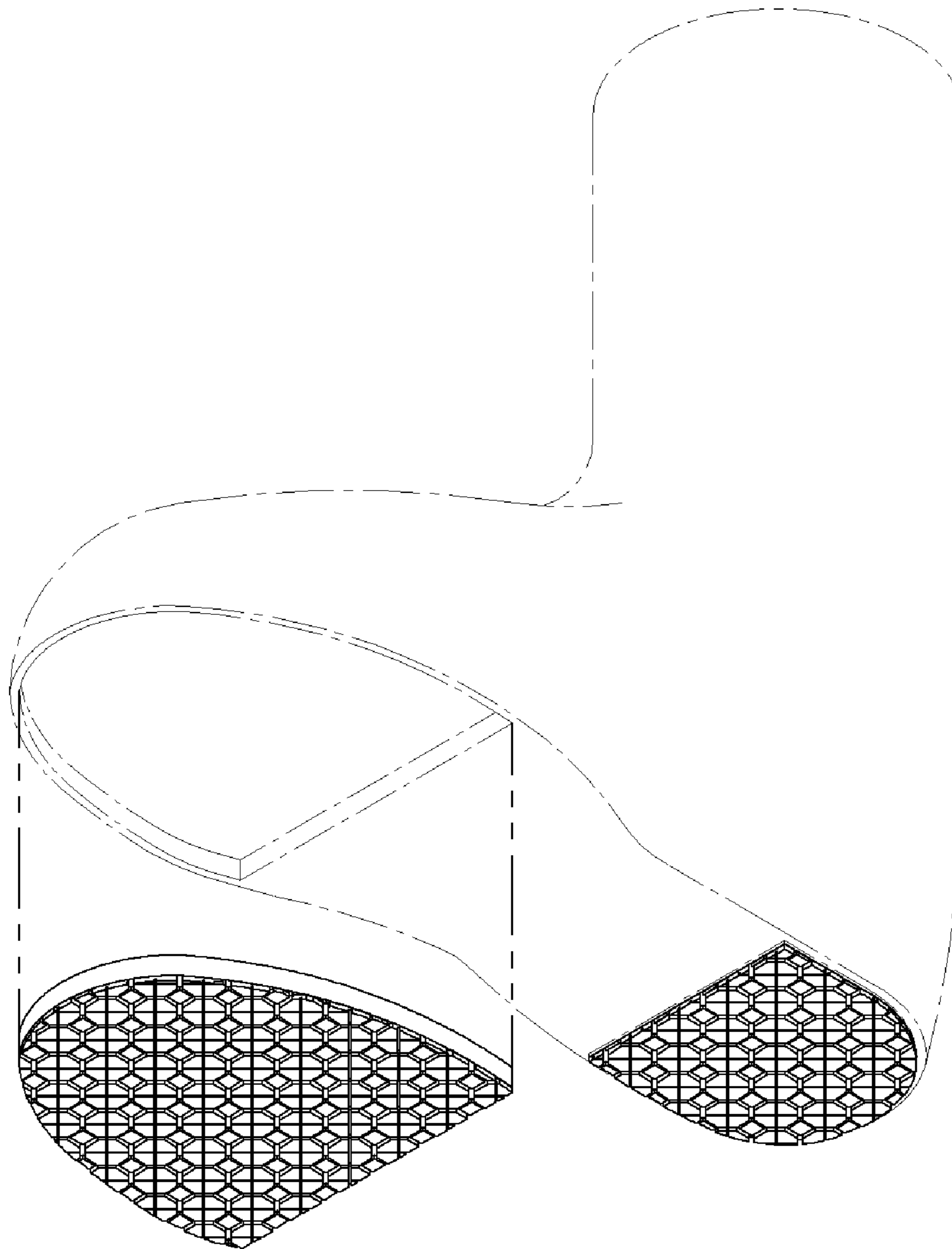
**【FIG. 6】**



**【FIG. 7】**



**【FIG. 8】**



【FIG. 9】

