



US00D612118S

(12) **United States Design Patent**
Williams

(10) **Patent No.:** **US D612,118 S**
(45) **Date of Patent:** **** Mar. 16, 2010**

(54) **FLAT SQUEEGEE**

6,962,741 B2 11/2005 Bogman
D532,741 S * 11/2006 Lin D12/220
D569,566 S 5/2008 Pfitzinger

(76) Inventor: **Robert D. Williams**, 425 Vista Ave.,
Golden, CO (US) 80401

* cited by examiner

(**) Term: **14 Years**

Primary Examiner—Robin V Webster
(74) *Attorney, Agent, or Firm*—James K. Poole, Esq.

(21) Appl. No.: **29/315,493**

(22) Filed: **Jun. 29, 2009**

(57) **CLAIM**

(51) **LOC (9) Cl.** **04-01**

The ornamental design for a flat squeegee, as shown and described.

(52) **U.S. Cl.** **D32/41; D32/46**

(58) **Field of Classification Search** D32/40–46;
15/245, 121, 244.1–244.4, 208, 209

DESCRIPTION

See application file for complete search history.

FIG. 1 is an end perspective view of an embodiment of my design for a flat squeegee;

(56) **References Cited**

FIG. 2 is a plan view of the flat squeegee of FIG. 1, the reverse being a mirror image thereof;

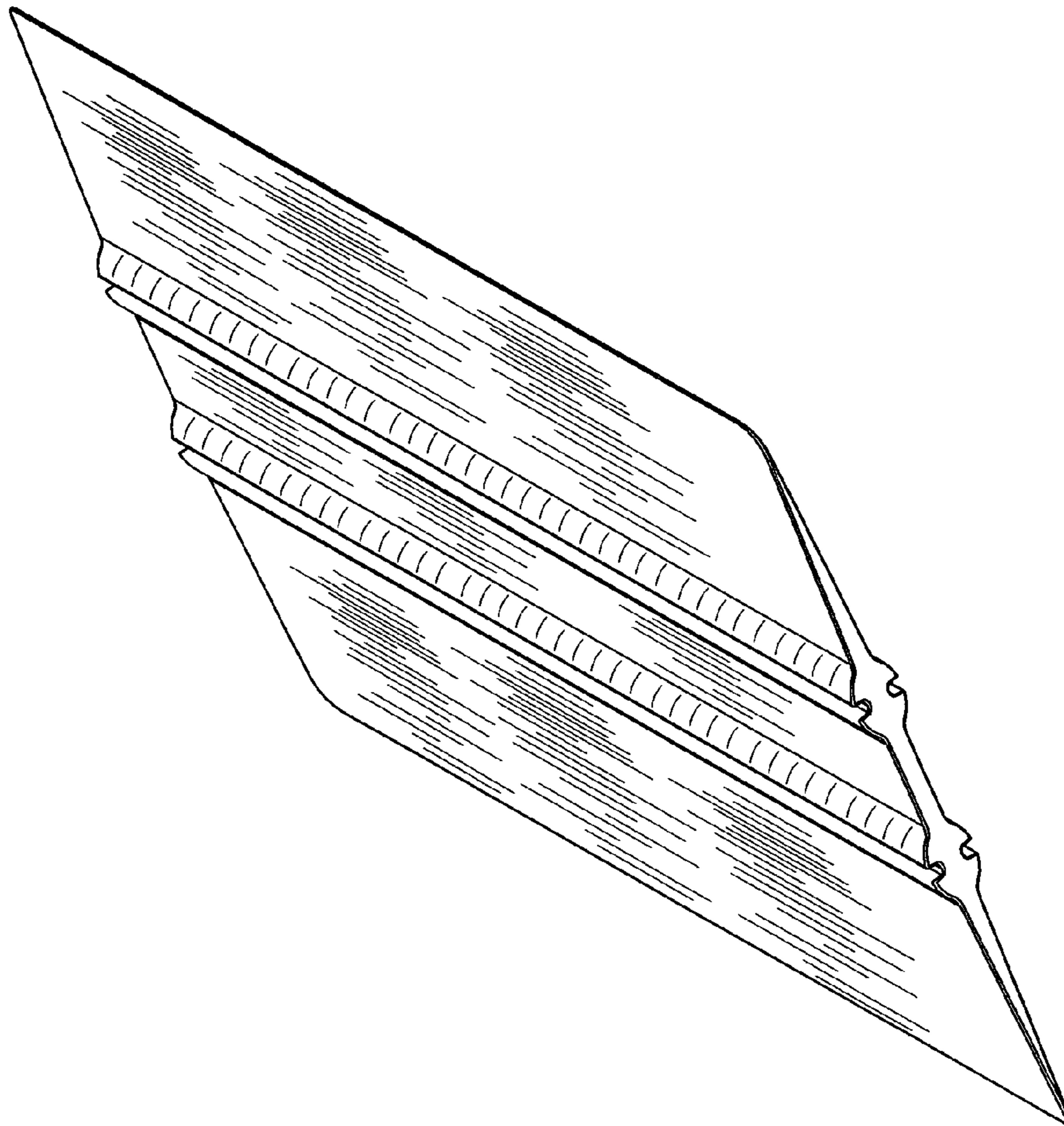
U.S. PATENT DOCUMENTS

3,676,888	A	*	7/1972	Akers	15/245
D280,247	S	*	8/1985	Jones	D32/41
D357,563	S	*	4/1995	Vosbikian	D32/41
D362,934	S	*	10/1995	Hansen	D32/41
D368,344	S	*	3/1996	Hansen	D32/46
D450,556	S	*	11/2001	Biller et al.	D8/98
6,453,970	B1		9/2002	Stone		

FIG. 3 is an end view of the flat squeegee of FIG. 1, the reverse being a mirror image thereof; and,

FIG. 4 is a side view of the flat squeegee is FIG. 1, the reverse being a mirror image thereof.

1 Claim, 4 Drawing Sheets



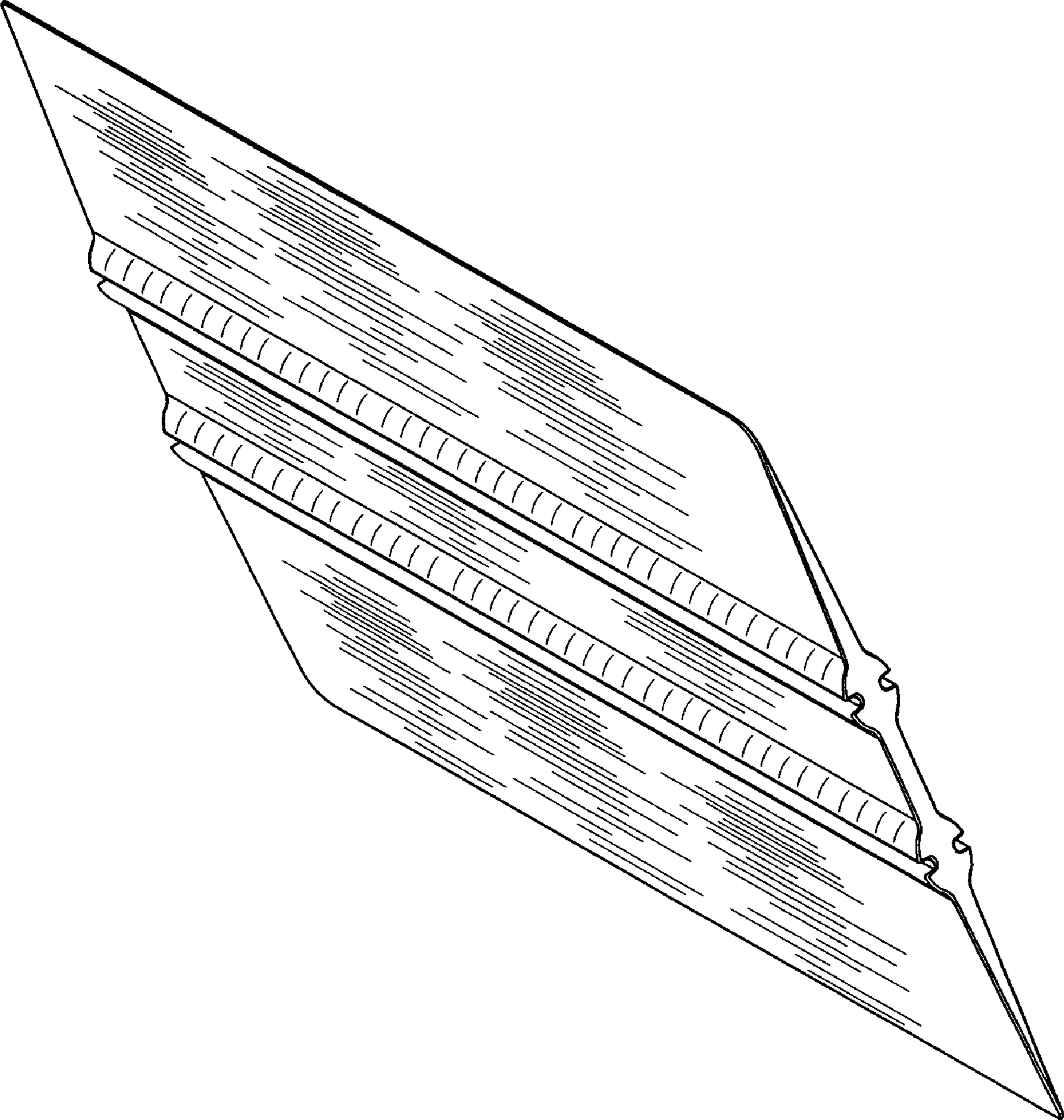


FIG. 1




FIG. 2

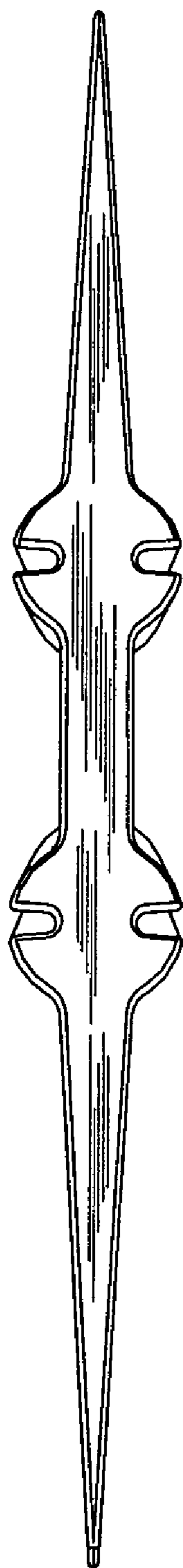


FIG. 3




FIG. 4