



US00D612106S

(12) **United States Design Patent**  
**Tai**

(10) **Patent No.:** **US D612,106 S**  
(45) **Date of Patent:** **\*\* Mar. 16, 2010**

(54) **PET BED WITH EXTENSION**  
(75) Inventor: **Woon Shing Tai**, Hong Kong (HK)  
(73) Assignee: **Evergrow Limited**, Tsuen Wan (HK)  
(\*\*) Term: **14 Years**  
(21) Appl. No.: **29/281,882**  
(22) Filed: **Jul. 5, 2007**

(30) **Foreign Application Priority Data**  
Jan. 6, 2007 (HK) ..... 0700035

(51) **LOC (9) Cl.** ..... **30-99**  
(52) **U.S. Cl.** ..... **D30/118; D7/549; D7/553.1**  
(58) **Field of Classification Search** ..... **D30/118;**  
**D6/382, 596-597, 601, 604; D21/520-521;**  
**119/28.5**  
See application file for complete search history.

(56) **References Cited**  
**U.S. PATENT DOCUMENTS**  
D163,603 S \* 6/1951 Herbert ..... D30/118  
2,659,345 A \* 11/1953 Herbert ..... 119/28.5  
3,232,270 A \* 2/1966 Sweeney, Jr. .... 119/28.5  
D212,009 S \* 8/1968 Madlem ..... D30/118  
4,335,679 A \* 6/1982 Carlin ..... 119/165  
D284,248 S \* 6/1986 Challen ..... D6/601

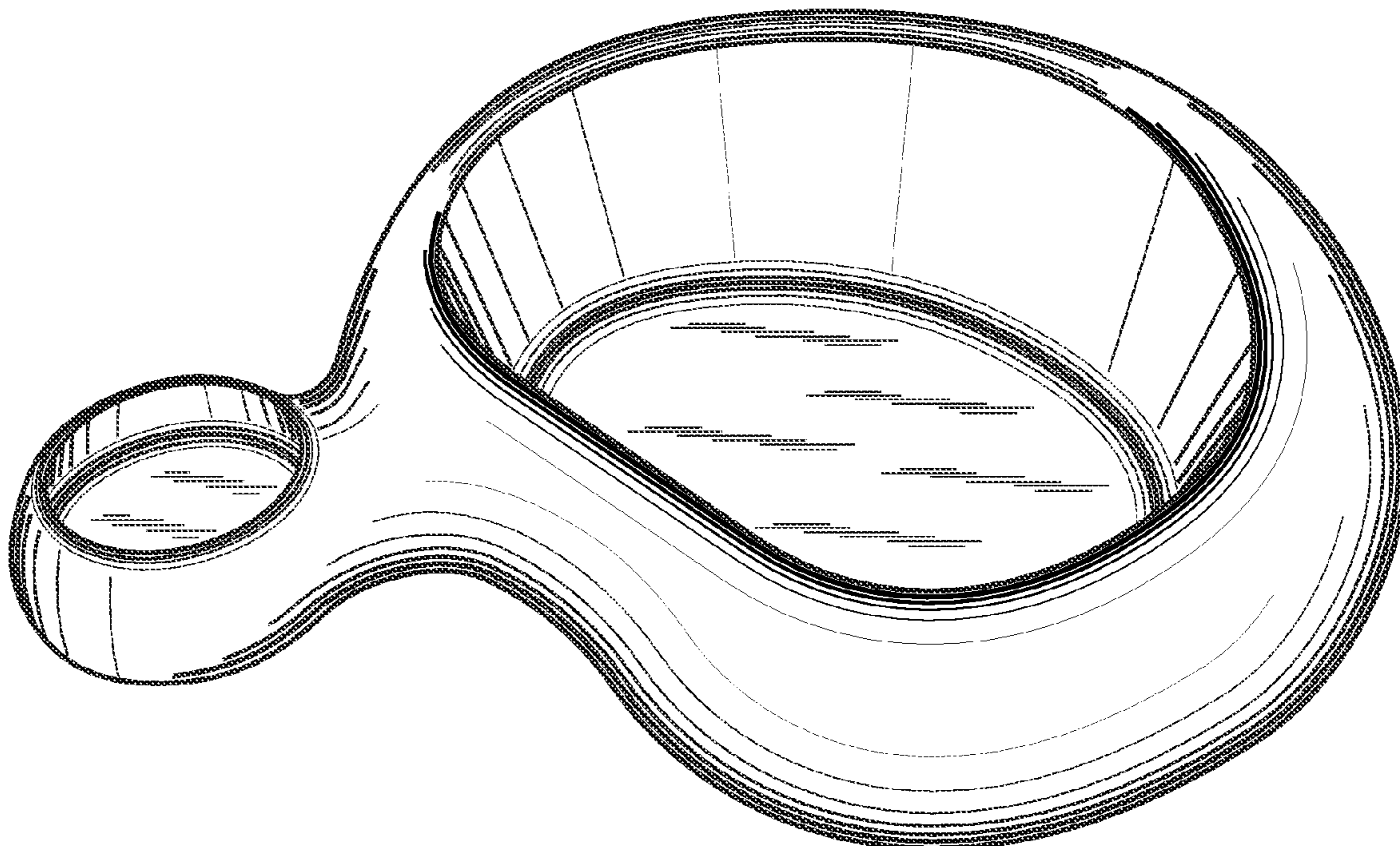
4,597,359 A \* 7/1986 Moorman ..... 119/28.5  
D381,234 S \* 7/1997 Lupoff ..... D6/601  
D382,945 S \* 8/1997 Hansen et al. .... D30/118  
D432,739 S \* 10/2000 Aloisi ..... D30/118  
D486,611 S \* 2/2004 Spence et al. .... D30/118  
D561,952 S \* 2/2008 Lamstein et al. .... D30/118  
D564,137 S \* 3/2008 Wharton ..... D30/118  
7,444,958 B2 \* 11/2008 Quinn ..... 119/28.5  
2003/0019434 A1 \* 1/2003 Spires et al. .... 119/28.5

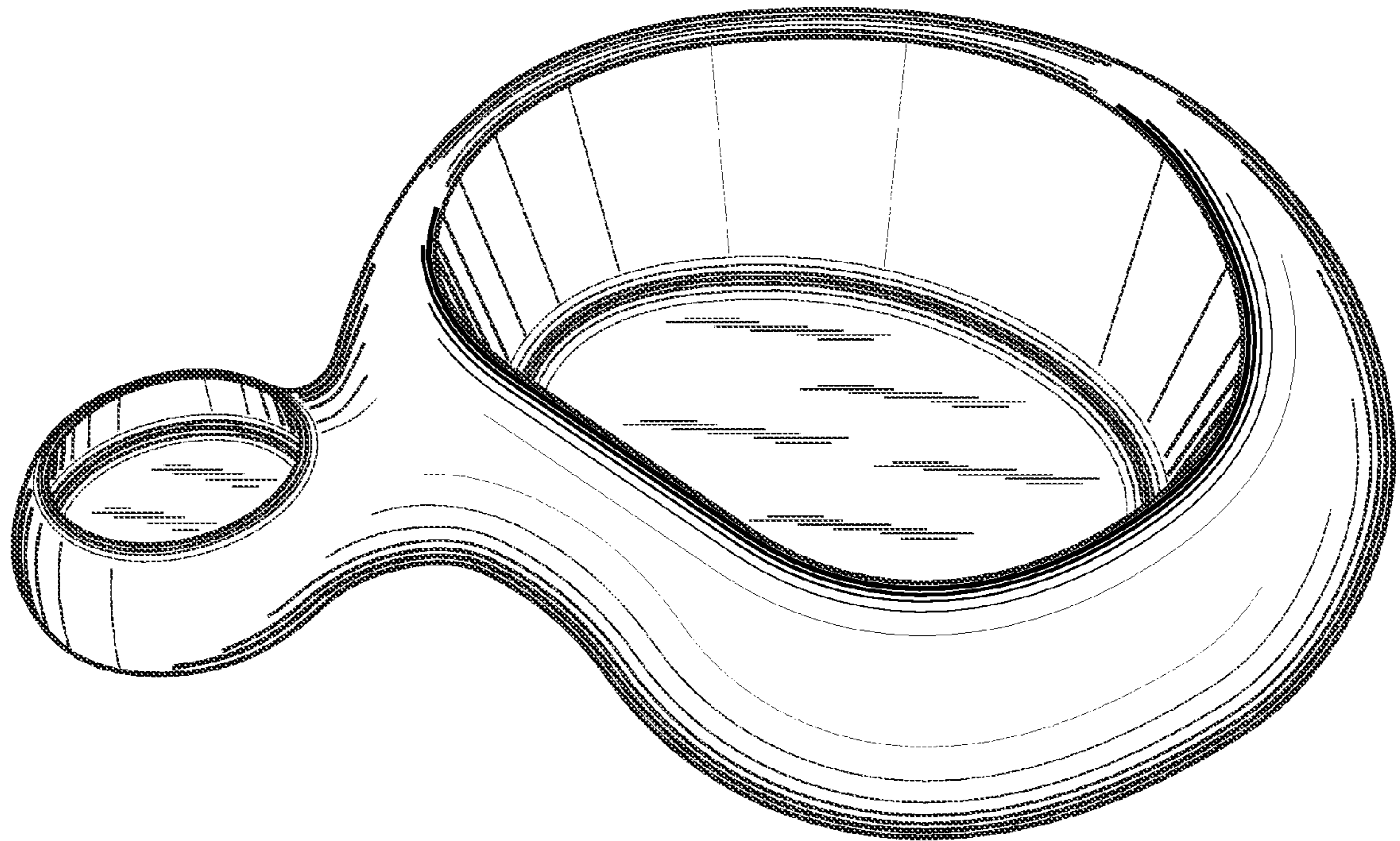
\* cited by examiner  
*Primary Examiner*—Cathy Anne MacCormac  
(74) *Attorney, Agent, or Firm*—Hodgson Russ LLP

(57) **CLAIM**  
The ornamental design for a pet bed with extension, as shown and described.

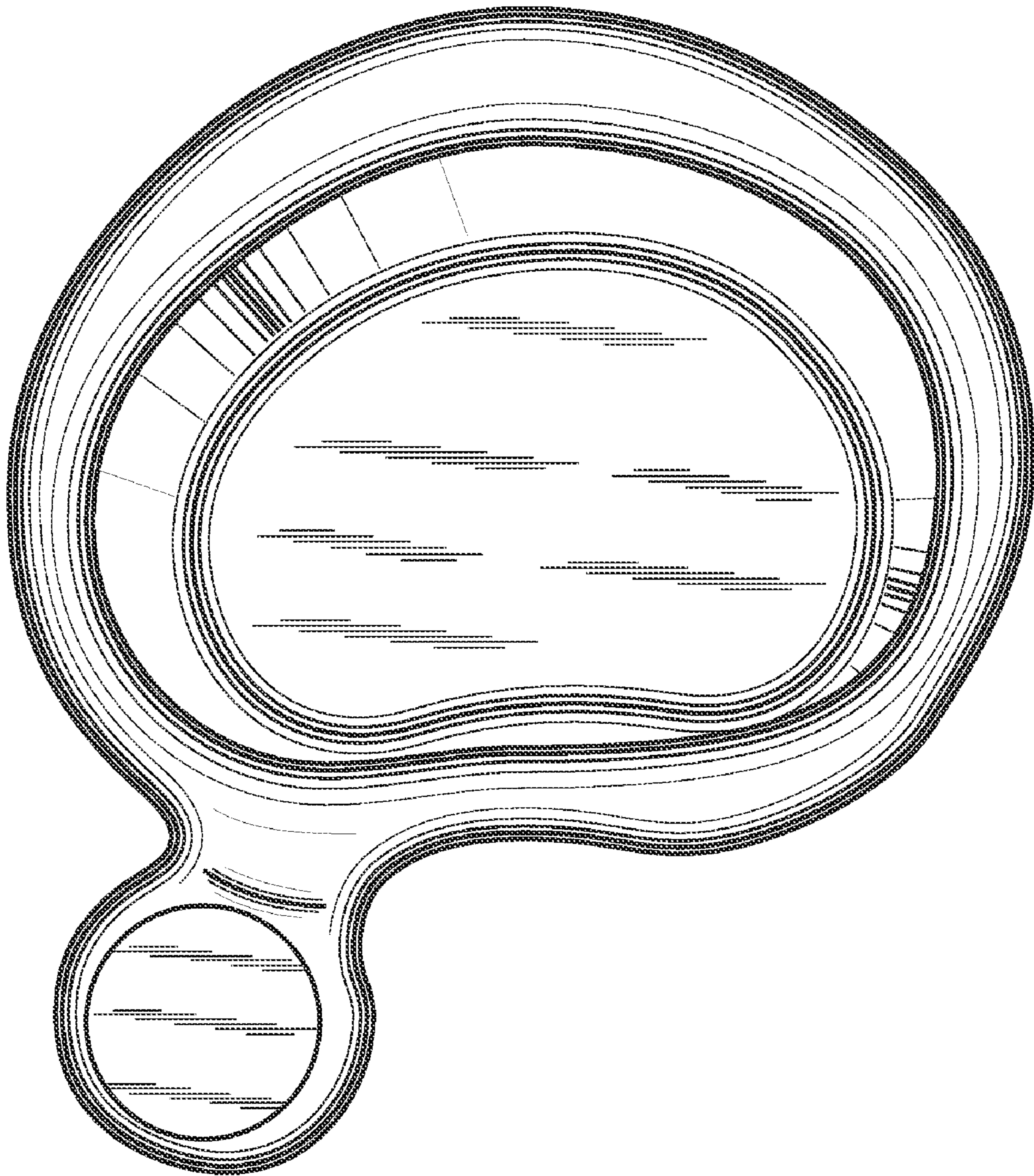
**DESCRIPTION**  
FIG. 1 is a perspective view of a pet bed, showing my new design;  
FIG. 2 is a top plan view thereof;  
FIG. 3 is a left side elevational view thereof;  
FIG. 4 is a right side elevational view thereof;  
FIG. 5 is a front view thereof; and,  
FIG. 6 is a rear elevational view thereof.

**1 Claim, 4 Drawing Sheets**





—FIG. 1



— FIG. 2

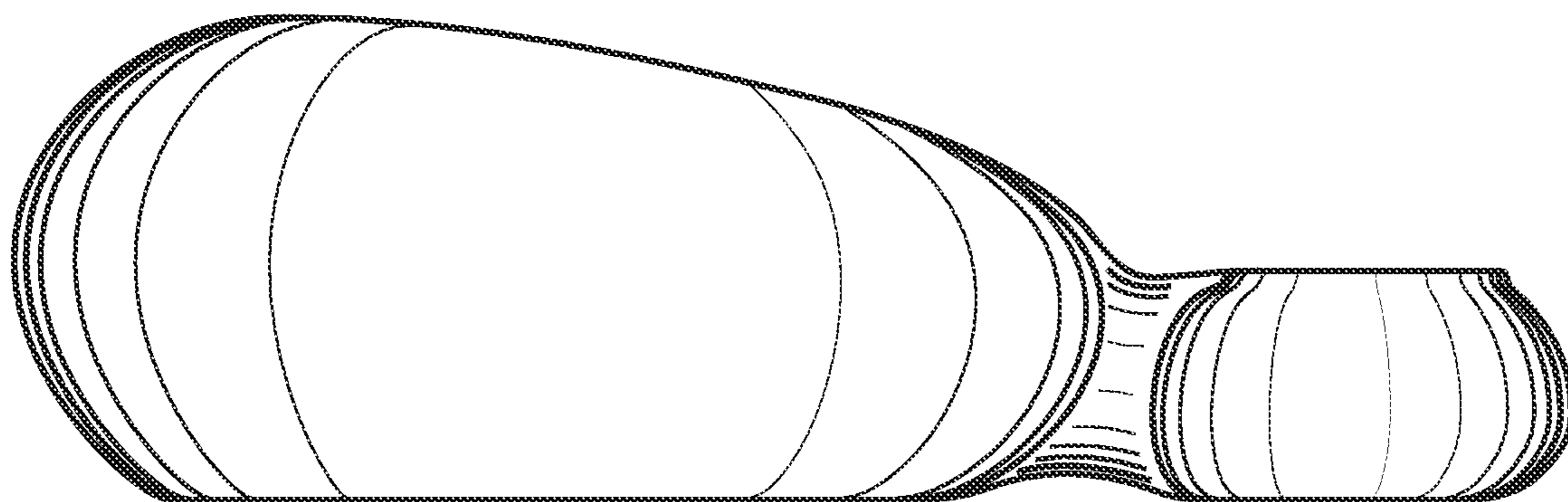


FIG. 3

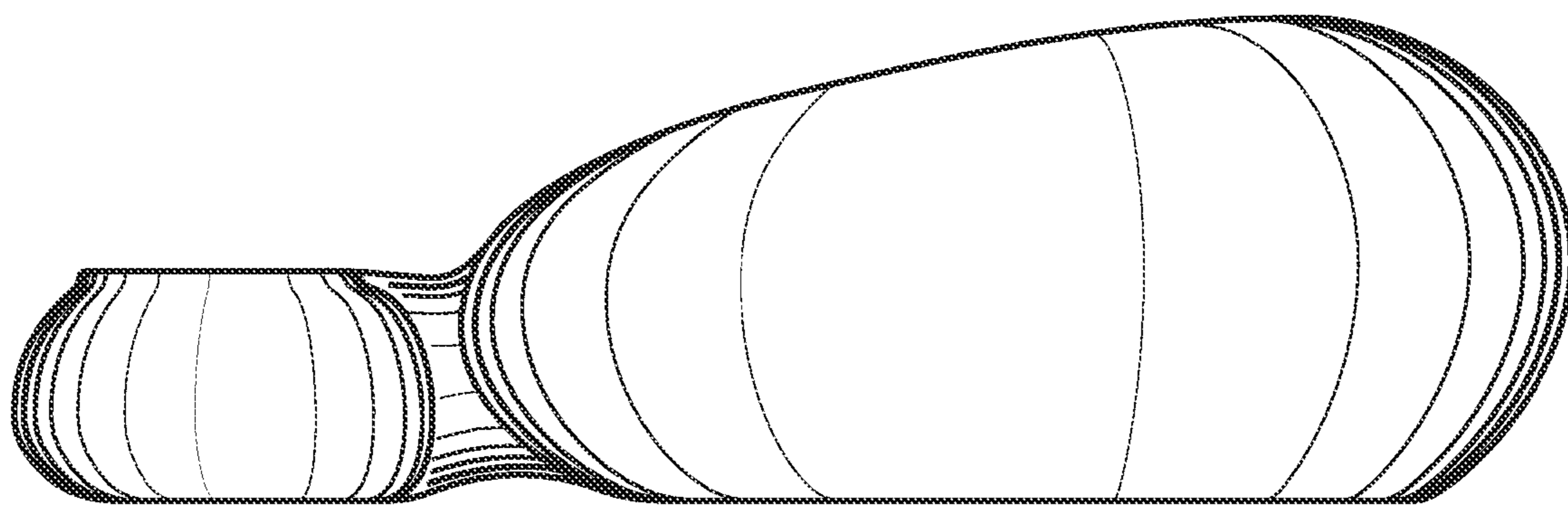


FIG. 4

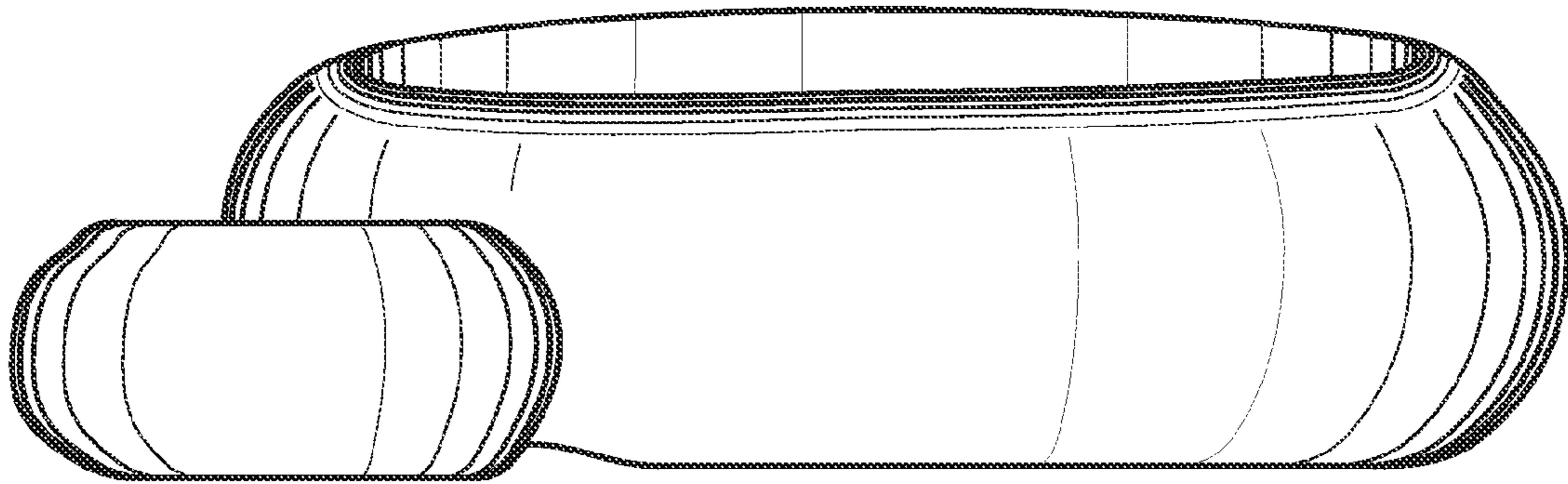


FIG. 5

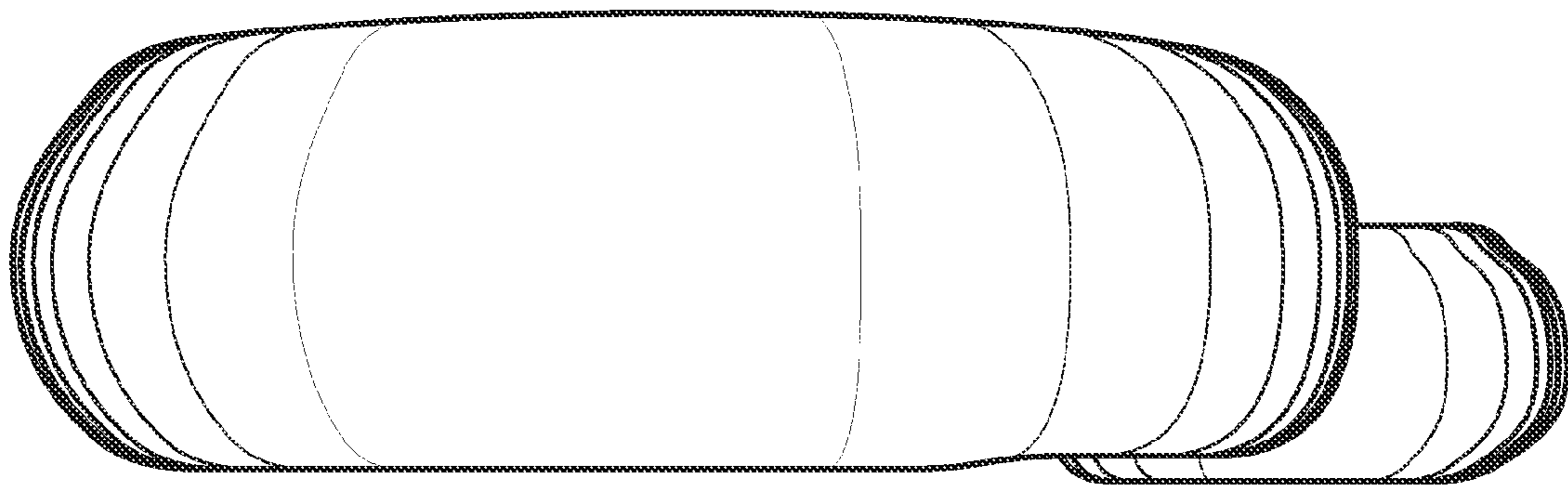


FIG. 6