



US00D612104S

(12) **United States Design Patent**  
**Chodorow et al.**

(10) **Patent No.:** **US D612,104 S**  
(45) **Date of Patent:** **\*\* Mar. 16, 2010**

- (54) **DENTAL FLOSSER**
- (75) Inventors: **Ingram S. Chodorow**, Rancho Santa Fe, CA (US); **Scott D. Salmon**, Tenafly, NJ (US)
- (73) Assignee: **Ranir LLC**, Grand Rapids, MI (US)
- (\*\*) Term: **14 Years**
- (21) Appl. No.: **29/315,977**
- (22) Filed: **Aug. 11, 2009**

**Related U.S. Application Data**

- (62) Division of application No. 29/270,485, filed on Dec. 22, 2006.

- (51) **LOC (9) Cl.** ..... **28-03**
- (52) **U.S. Cl.** ..... **D28/66; D28/65**
- (58) **Field of Classification Search** ..... D28/31, D28/56, 65-68, 73; D24/152; 433/141, 433/146-147; 132/322-329  
See application file for complete search history.

(56) **References Cited**

**U.S. PATENT DOCUMENTS**

D227,896 S	7/1973	Chodorow	
D241,849 S	10/1976	Thomas	
4,006,750 A	2/1977	Chodorow	
D244,376 S	5/1977	Chodorow	
D244,609 S	6/1977	Chodorow	
4,050,470 A	9/1977	Miller	
D250,214 S	11/1978	Chodorow	
D274,375 S	6/1984	Tomlin et al.	
D276,088 S *	10/1984	Fong	D28/68
D279,826 S *	7/1985	Schindler	D28/68
4,638,824 A	1/1987	De La Hoz	
D301,071 S	5/1989	Franchi	
4,852,728 A	8/1989	Court	
D316,617 S	4/1991	Cheung	
D323,722 S	2/1992	Lott	

D348,332 S	6/1994	Haggett-King et al.	
D358,001 S	5/1995	Ramsey	
5,435,330 A	7/1995	Dix	
5,454,386 A	10/1995	Dix	
D382,367 S	8/1997	Andrade et al.	
5,692,531 A *	12/1997	Chodorow	132/323
D398,076 S	9/1998	Hafkin	
D401,701 S	11/1998	Chodorow	
5,829,458 A *	11/1998	Chodorow	132/323
D406,395 S	3/1999	Marin	
D410,115 S *	5/1999	Chodorow	D28/68
6,065,479 A	5/2000	Chodorow	
D484,643 S	12/2003	Nanda	
D489,490 S	5/2004	Chodorow	
D531,758 S	11/2006	Jansheski et al.	
D532,160 S *	11/2006	Jansheski et al.	D28/68
D532,934 S *	11/2006	Crossman	D28/65
D545,499 S *	6/2007	Xu	D28/65

\* cited by examiner

*Primary Examiner*—Janice E Seeger  
*Assistant Examiner*—Zenia I Bennett  
 (74) *Attorney, Agent, or Firm*—Abelman, Frayne & Schwab

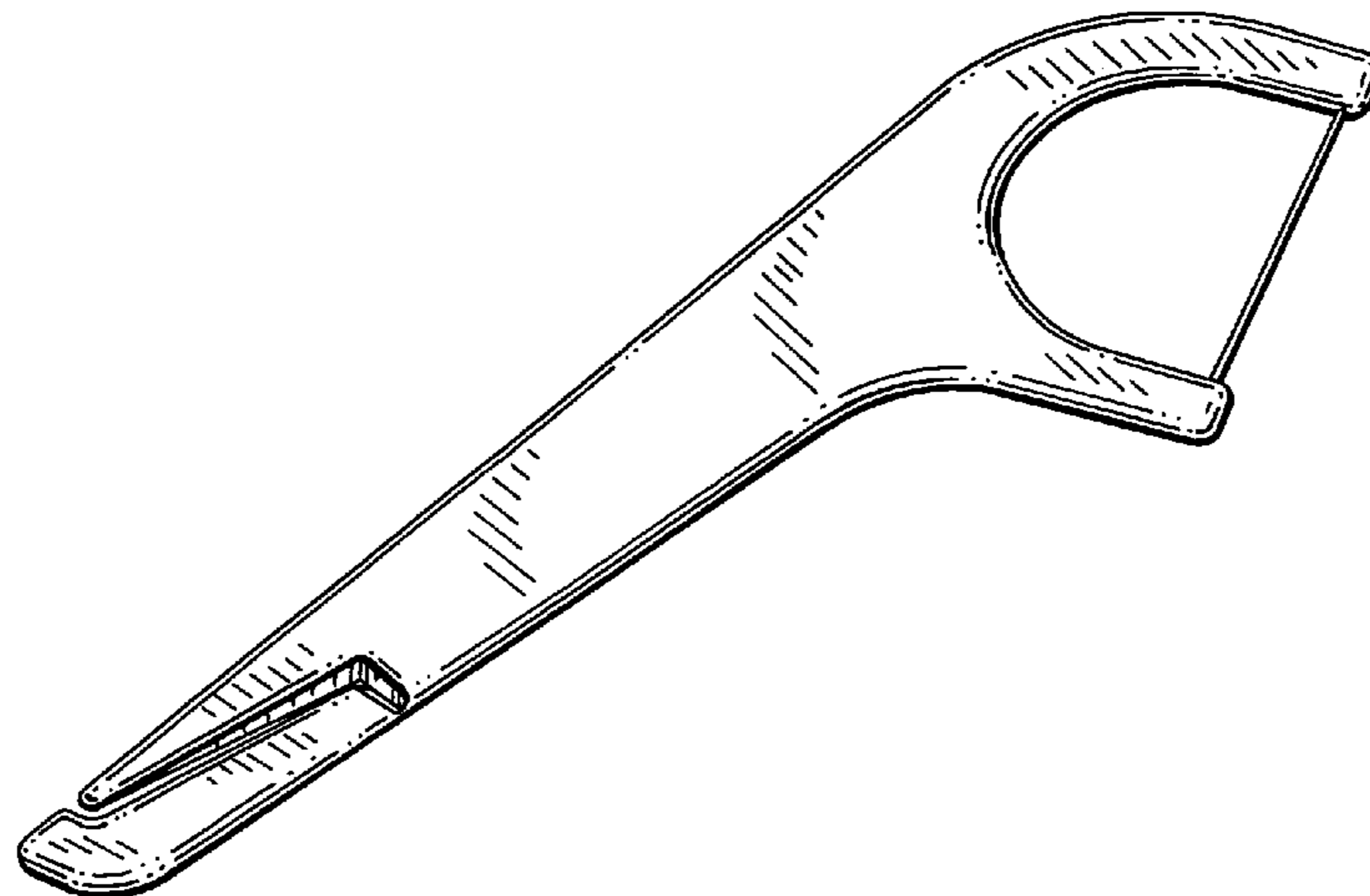
(57) **CLAIM**

The ornamental design for a dental flosser, as shown and described.

**DESCRIPTION**

FIG. 1 is a top perspective view of my new dental flosser, FIG. 2 is a bottom perspective view thereof, FIG. 3 is a top plan view thereof, FIG. 4 is a bottom plan view thereof, FIG. 5 is a right side elevation view thereof, FIG. 6 is a left side elevation view thereof, FIG. 7 is a front end elevation view thereof; and, FIG. 8 is a rear end elevation view thereof.

**1 Claim, 2 Drawing Sheets**



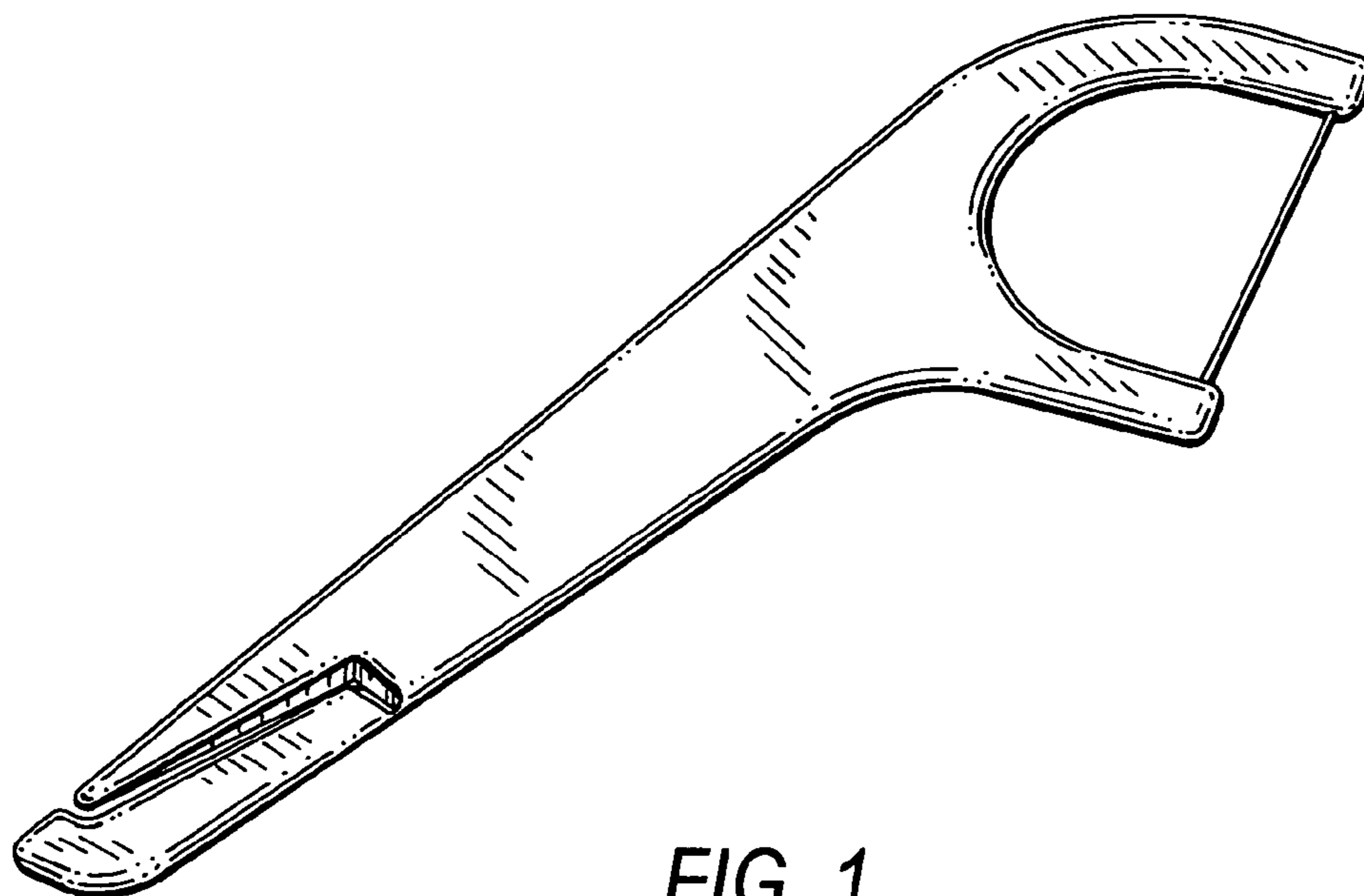


FIG. 1

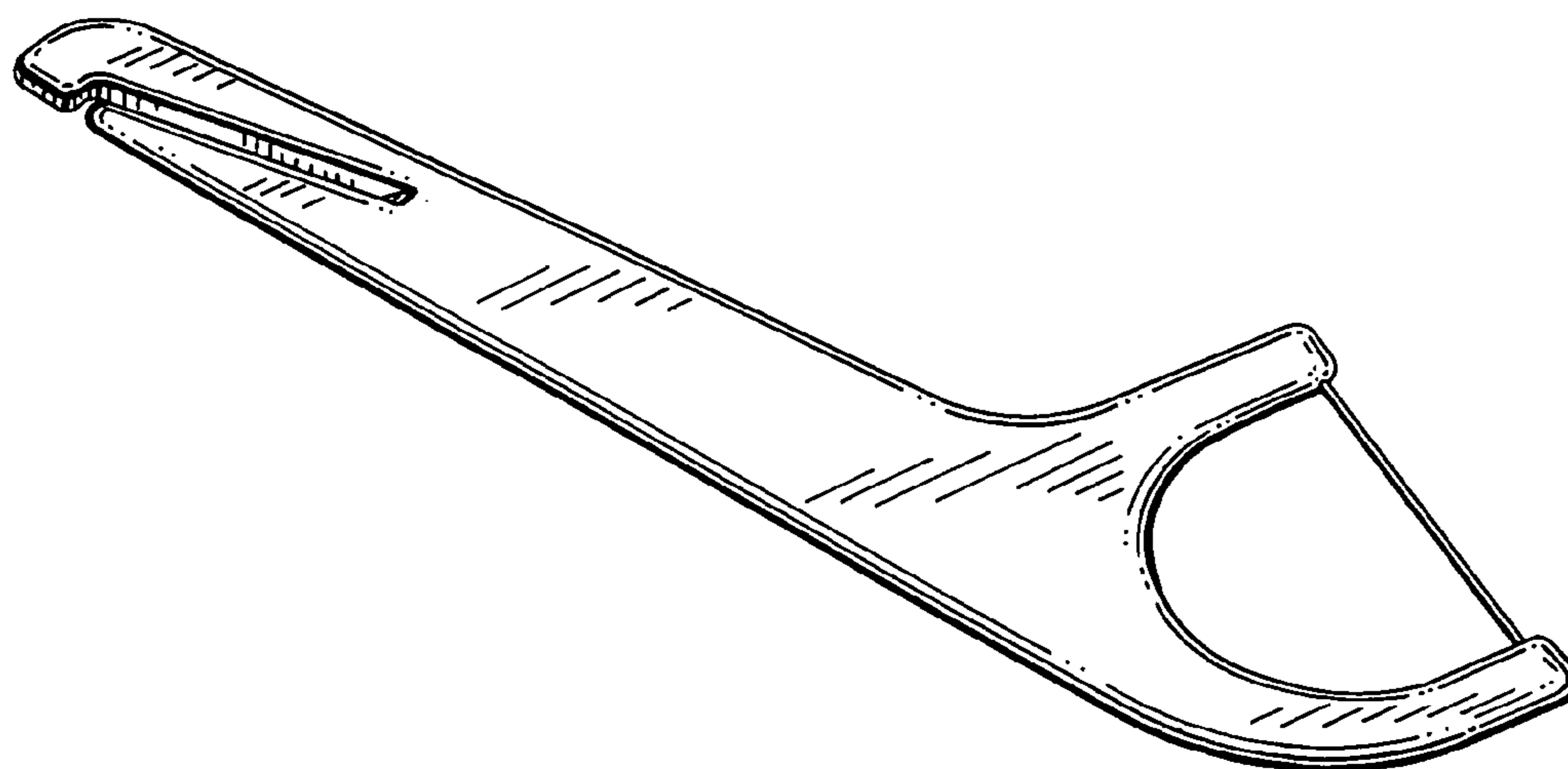


FIG. 2

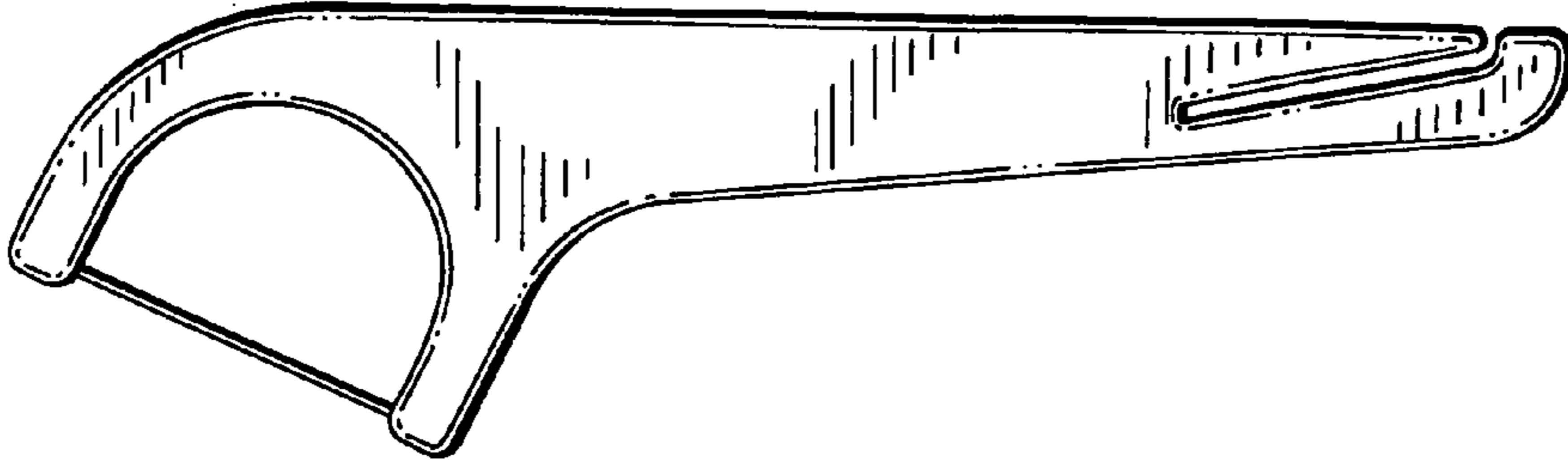


FIG. 4

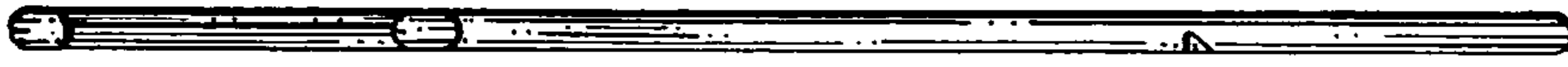


FIG. 5

FIG. 8

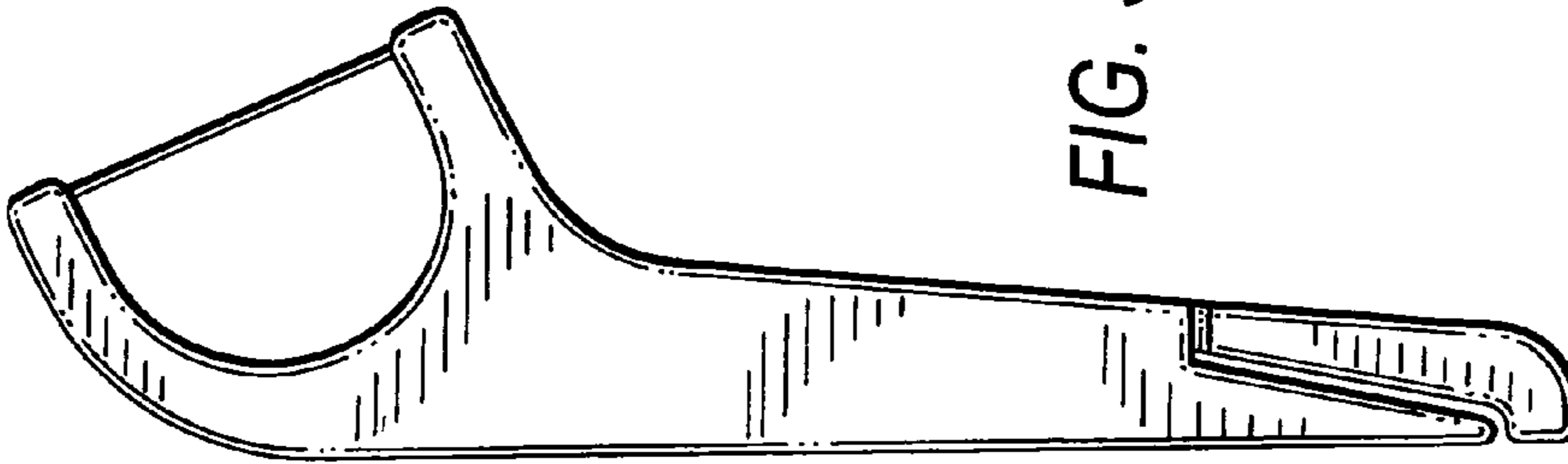


FIG. 3



FIG. 7

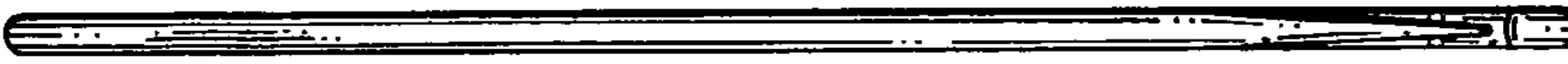


FIG. 6