



US00D612100S

(12) **United States Design Patent**
Enriquez

(10) **Patent No.:** **US D612,100 S**
(45) **Date of Patent:** **** Mar. 16, 2010**

(54) **COSMETIC PRODUCT**

(57) **CLAIM**

(75) Inventor: **Erin Saflor Enriquez**, Camarillo, CA
(US)

What is claimed is the ornamental design for a cosmetic product, as shown and described.

(73) Assignee: **St. Ives Laboratories, Inc.**, Melrose Park, IL (US)

DESCRIPTION

(**) Term: **14 Years**

FIG. 1 is a perspective view of a cosmetic product, as disposed in a container, showing my new design from the top and front thereof, the dotted lines depicting environmental subject matter only and forming no part of the claimed design;

(21) Appl. No.: **29/339,366**

FIG. 2 is a top plan view of the cosmetic product of FIG. 1; FIG. 3 is a bottom plan view of the cosmetic product of FIG. 1;

(22) Filed: **Jun. 29, 2009**

(51) **LOC (9) Cl.** **28-03**

(52) **U.S. Cl.** **D28/4**

(58) **Field of Classification Search** D28/4,
D28/8.1, 8.2; D9/500, 503, 504; 510/523,
510/221-224, 147; 424/63, 401, 489; D1/100-102,
D1/130; 206/581, 823

FIG. 4 is a front elevational view of the cosmetic product of FIG. 1;

See application file for complete search history.

FIG. 5 is a right side elevational view of the cosmetic product of FIG. 1;

(56) **References Cited**

U.S. PATENT DOCUMENTS

3,405,662	A	10/1968	Otken
3,479,429	A	11/1969	Friedlander et al.
3,920,883	A	11/1975	Yamada et al.
4,159,028	A	6/1979	Barker et al.
D316,961	S	5/1991	Hoenig
D429,146	S	8/2000	Thibiant et al.
6,213,166	B1	4/2001	Thibiant et al.

FIG. 6 is a rear elevational view of the cosmetic product of FIG. 1;

FIG. 7 is a left side elevational view of the cosmetic product of FIG. 1;

(Continued)

FOREIGN PATENT DOCUMENTS

JP	59225108	12/1984
----	----------	---------

FIG. 8 is a perspective view of a cosmetic product, as disposed in an alternative container, showing my new design from the top and front thereof, the dotted lines depicting environmental subject matter only and forming no part of the claimed design;

FIG. 9 is a top plan view of the cosmetic product of FIG. 8; FIG. 10 is a bottom plan view of the cosmetic product of FIG. 8;

(Continued)

FIG. 11 is a front elevational view of the cosmetic product of FIG. 8;

FIG. 12 is a right side elevational view of the cosmetic product of FIG. 8;

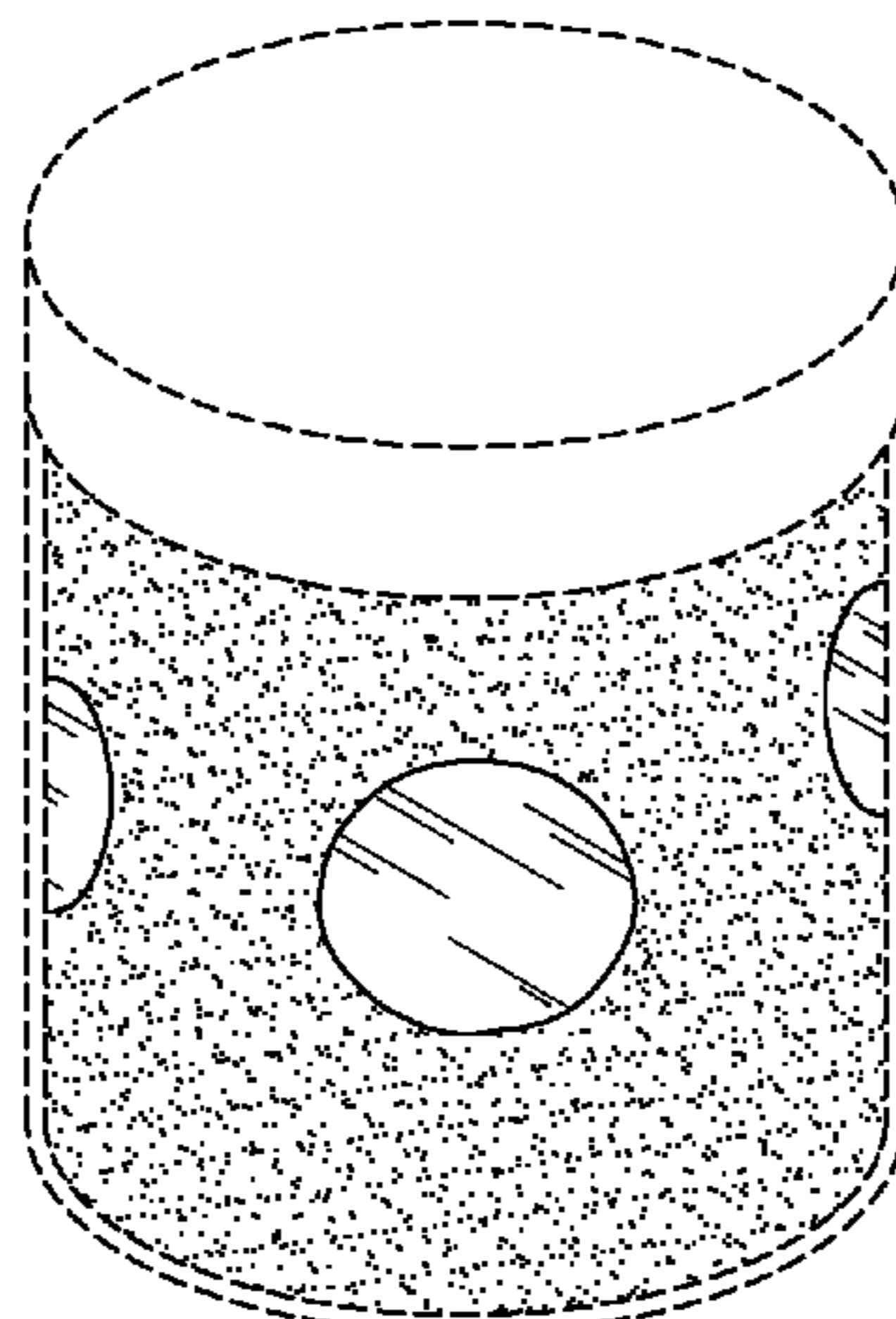
FIG. 13 is a rear elevational view of the cosmetic product of FIG. 8; and,

FIG. 14 is a left side elevational view of the cosmetic product of FIG. 8.

Primary Examiner—Jennifer Rivard

(74) *Attorney, Agent, or Firm*—Leydig, Voit & Mayer, Ltd.

1 Claim, 4 Drawing Sheets



US D612,100 S

Page 2

U.S. PATENT DOCUMENTS

6,245,344 B1 6/2001 Thibiant et al.
D448,281 S 9/2001 Thibiant et al.
D451,795 S * 12/2001 Ghatlia et al. D28/8.1
D452,143 S * 12/2001 Ghatlia et al. D28/8.1
D452,588 S 12/2001 Look et al.
D454,984 S 3/2002 Look
6,367,519 B2 4/2002 Thibiant et al.
6,403,543 B1 6/2002 George
6,516,838 B2 2/2003 Thibiant et al.
D471,666 S 3/2003 Jackel-Marken
D472,014 S 3/2003 Jackel-Marken
D472,799 S * 4/2003 Ghatlia et al. D28/8.1
D478,686 S * 8/2003 Jackel-Marken D28/4
6,648,026 B2 11/2003 Look et al.
6,695,510 B1 2/2004 Look et al.
D494,316 S * 8/2004 Boyd D28/4
D495,446 S * 8/2004 Jackel-Marken D28/4
D495,825 S 9/2004 Guay
D500,886 S 1/2005 Guay
D500,887 S 1/2005 Guay
D504,192 S 4/2005 Guay
D504,193 S 4/2005 Guay
D504,539 S * 4/2005 Boyd D28/4
D510,458 S 10/2005 Guay
6,955,489 B2 10/2005 Look et al.
D512,201 S 12/2005 Boyd
D512,202 S 12/2005 Boyd
D512,548 S 12/2005 Boyd
D513,109 S 12/2005 Boyd
D513,825 S 1/2006 Boyd

D514,743 S 2/2006 Guay
D515,240 S 2/2006 Guay
D516,744 S * 3/2006 Jackel-Marken D28/4
D518,231 S 3/2006 Guay
D522,175 S * 5/2006 Boyd D28/4
7,073,965 B2 7/2006 Look et al.
D537,563 S 2/2007 Taniguchi et al.
D538,471 S 3/2007 Taniguchi et al.
D547,491 S 7/2007 Taniguchi
D555,829 S 11/2007 Faravelli
7,410,649 B2 8/2008 Yoshimi et al.
D592,826 S * 5/2009 Lingenhoff D1/102
2001/0035230 A1 11/2001 Thibiant et al.
2001/0036467 A1 11/2001 Thibiant et al.
2001/0044394 A1 * 11/2001 Hagen 510/147
2003/0111130 A1 6/2003 Dugdale et al.
2003/0171232 A1 * 9/2003 Freeman et al. 510/147
2004/0219119 A1 11/2004 Wei et al.
2004/0223991 A1 11/2004 Wei et al.
2004/0228886 A1 * 11/2004 Ding et al. 424/401
2005/0058748 A1 * 3/2005 Bourguignon et al. 426/130
2006/0008438 A1 1/2006 Velarde et al.
2007/0095721 A1 * 5/2007 Davis et al. 206/581
2007/0167338 A1 7/2007 McHugh et al.
2008/0196787 A1 8/2008 Comstock et al.
2009/0074821 A1 * 3/2009 Sakurai et al. 424/401

FOREIGN PATENT DOCUMENTS

WO 002100358 A1 12/2002

* cited by examiner

FIG. 2

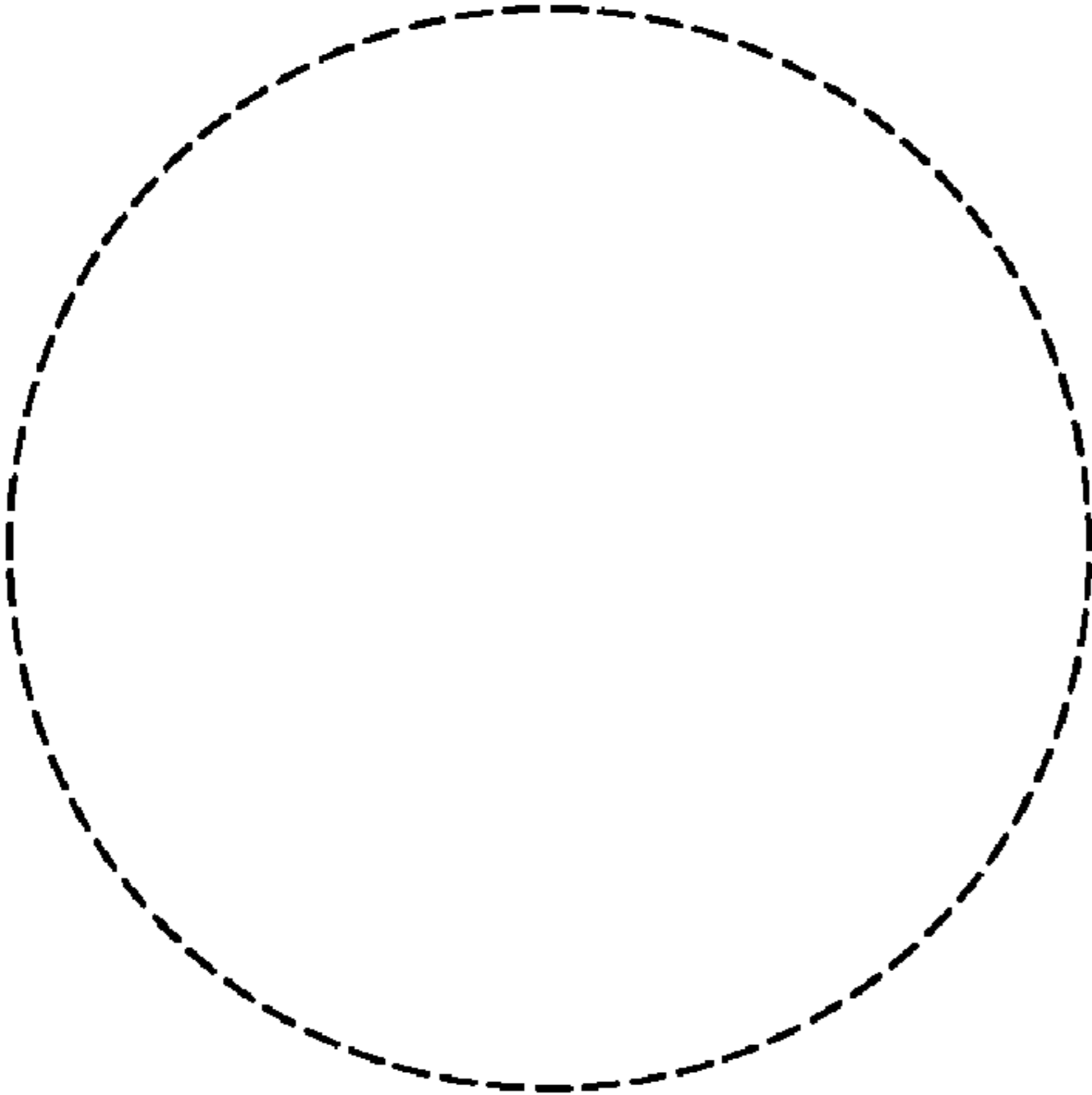


FIG. 3

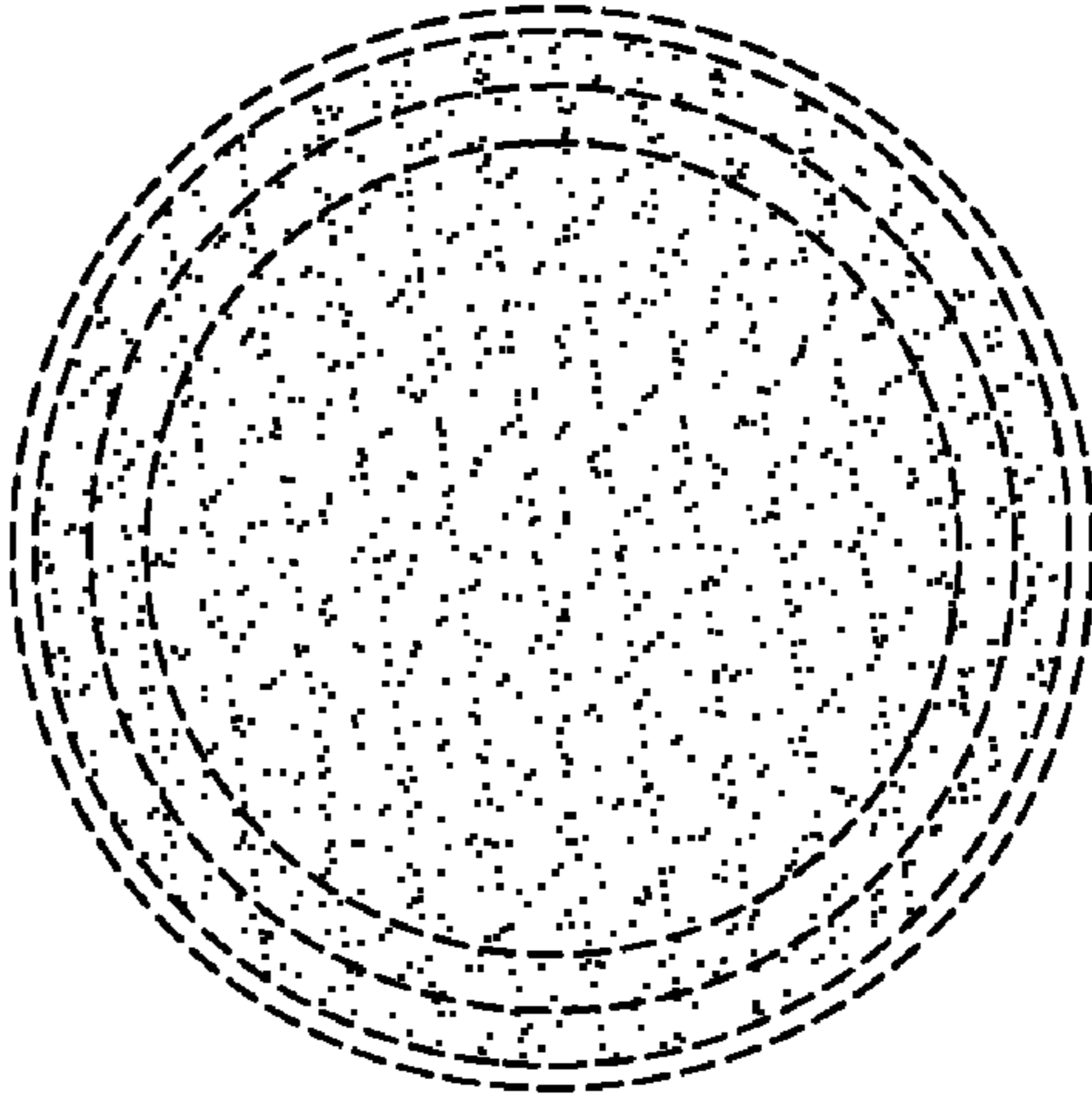


FIG. 1

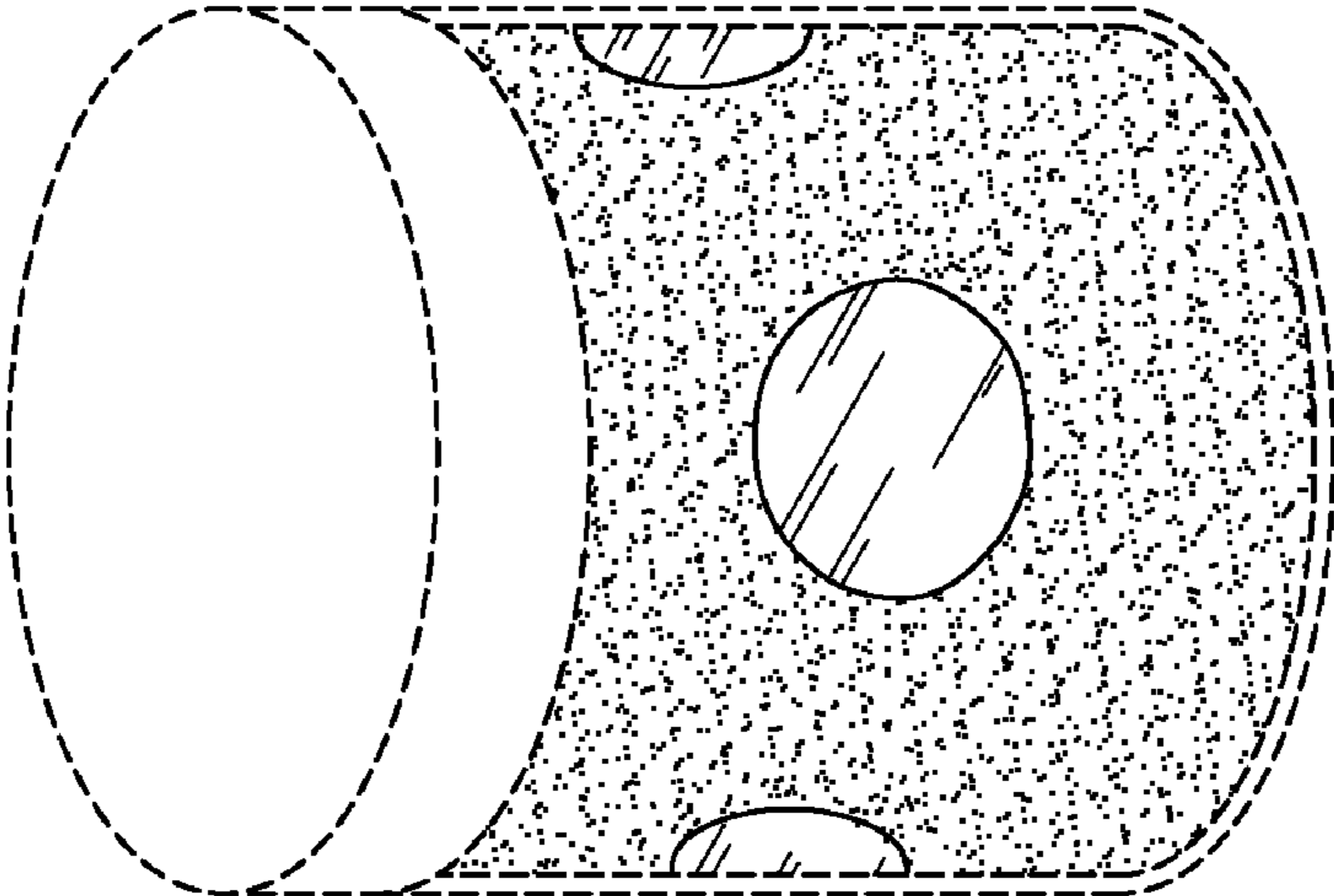


FIG. 7

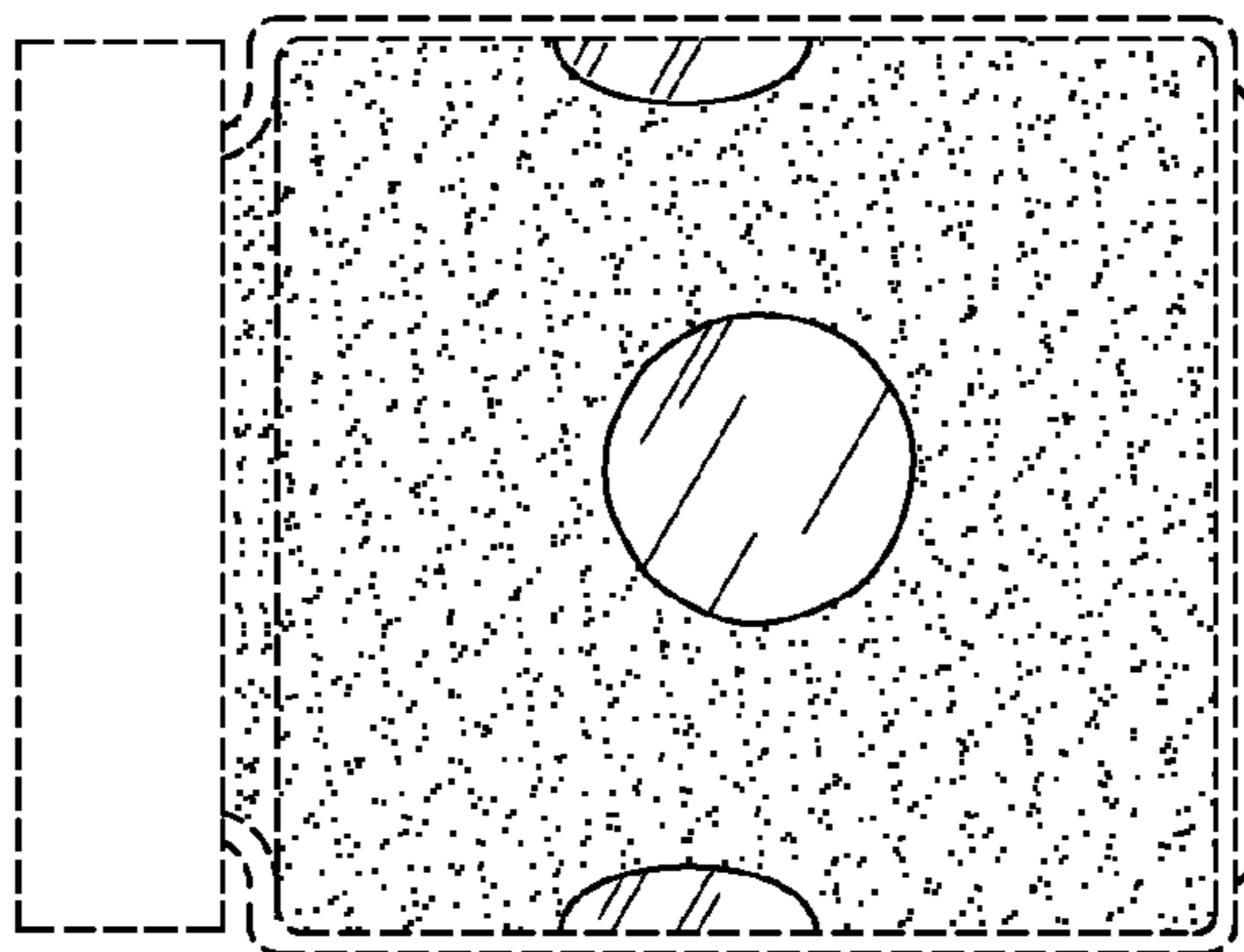


FIG. 6

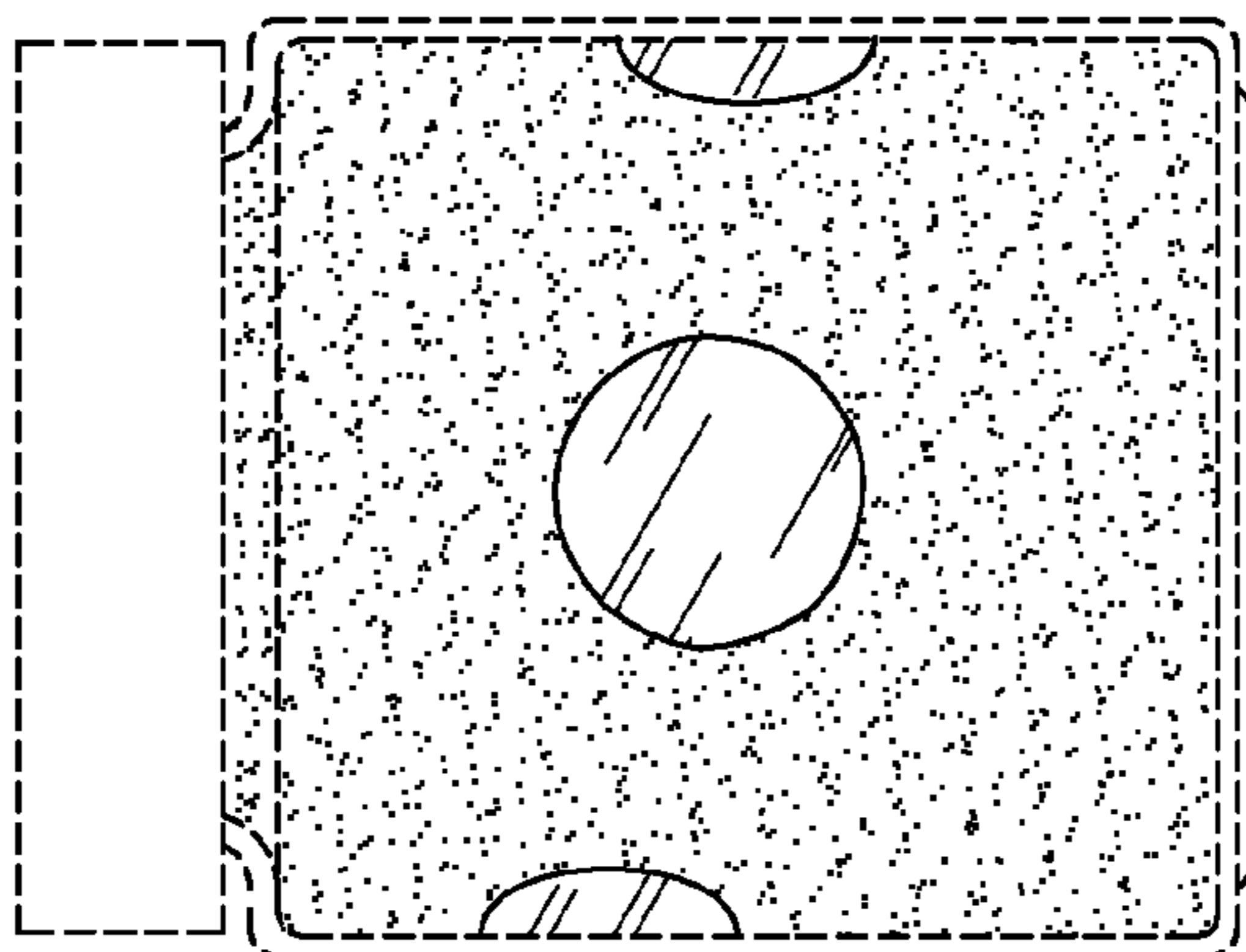


FIG. 5

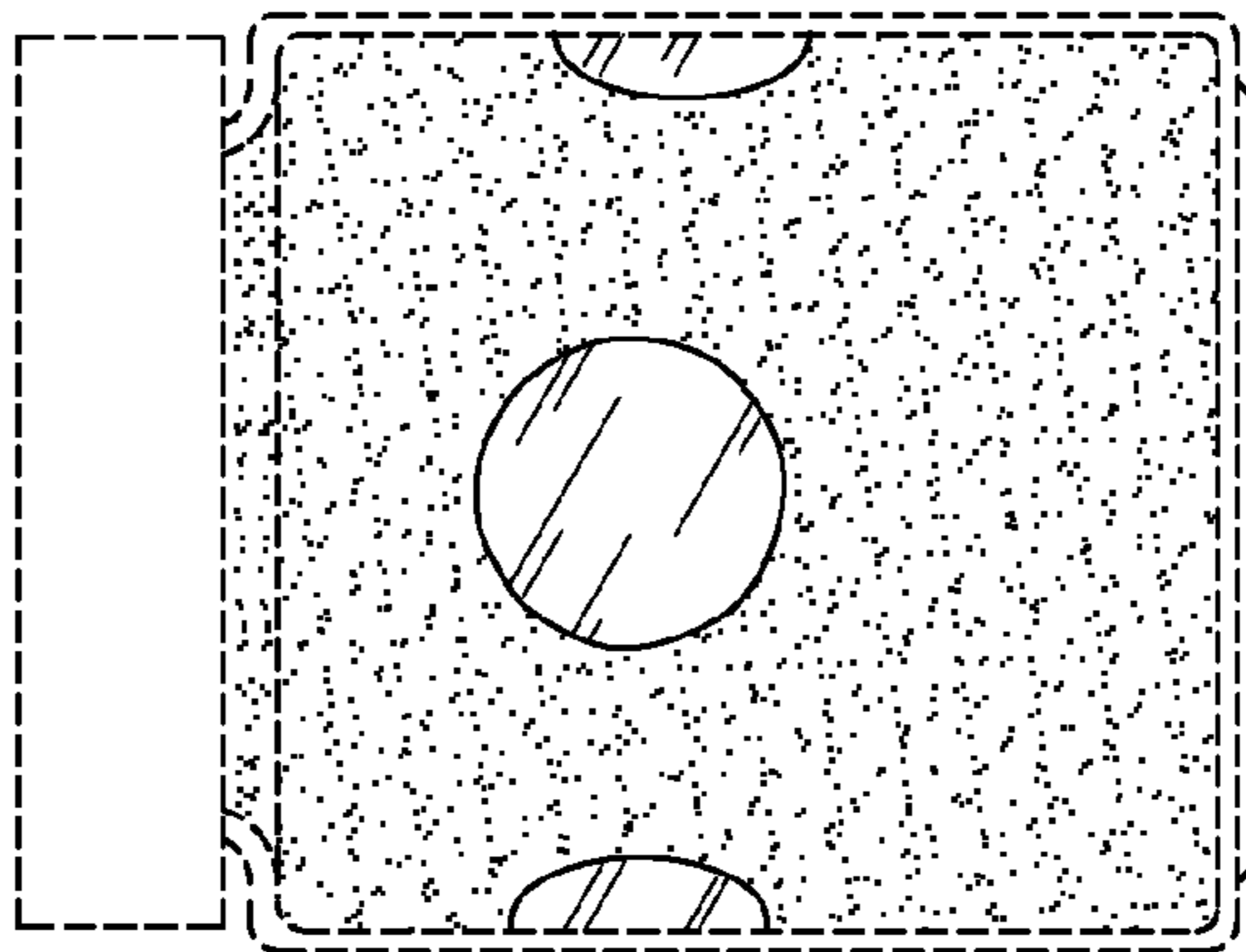


FIG. 4

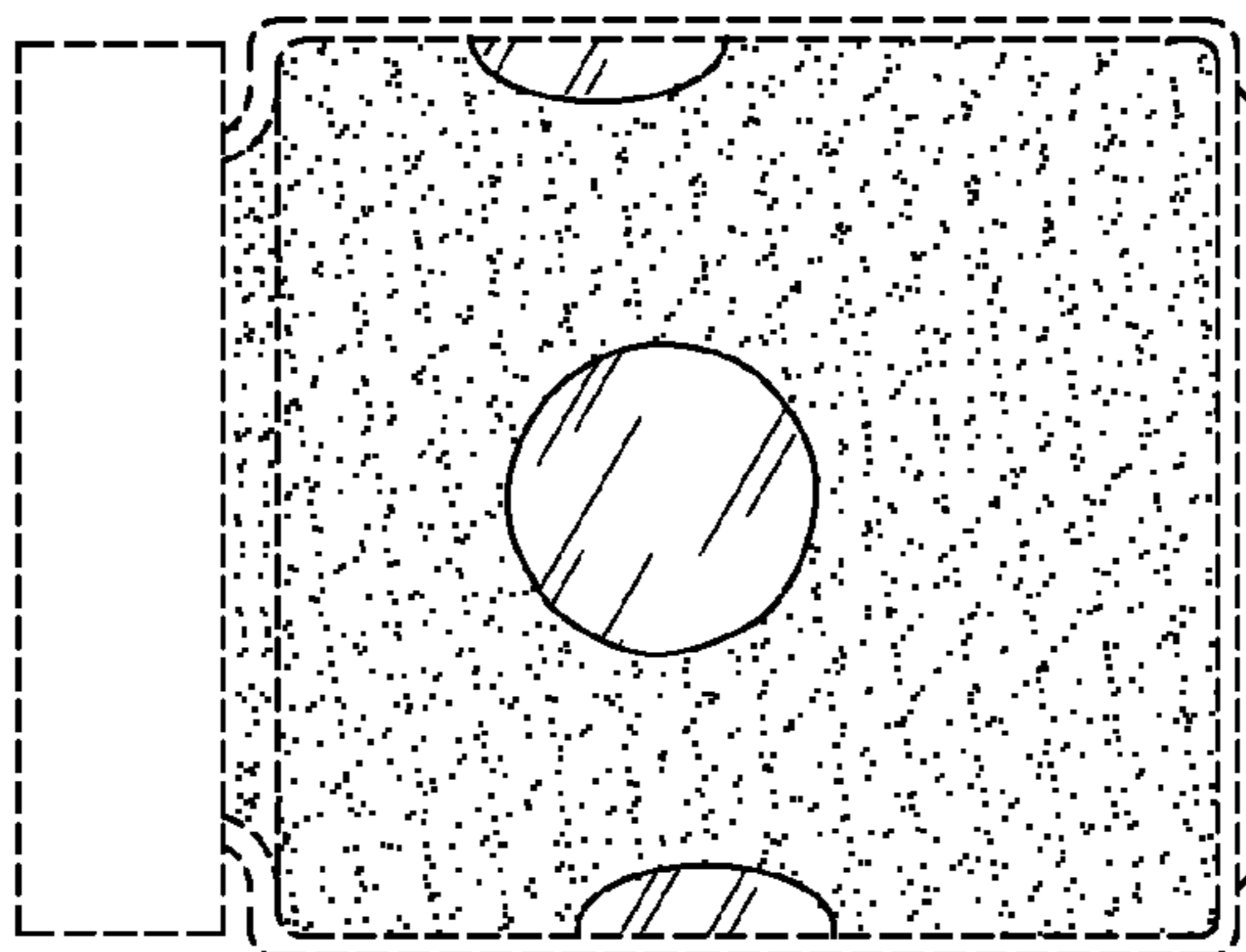


FIG. 9

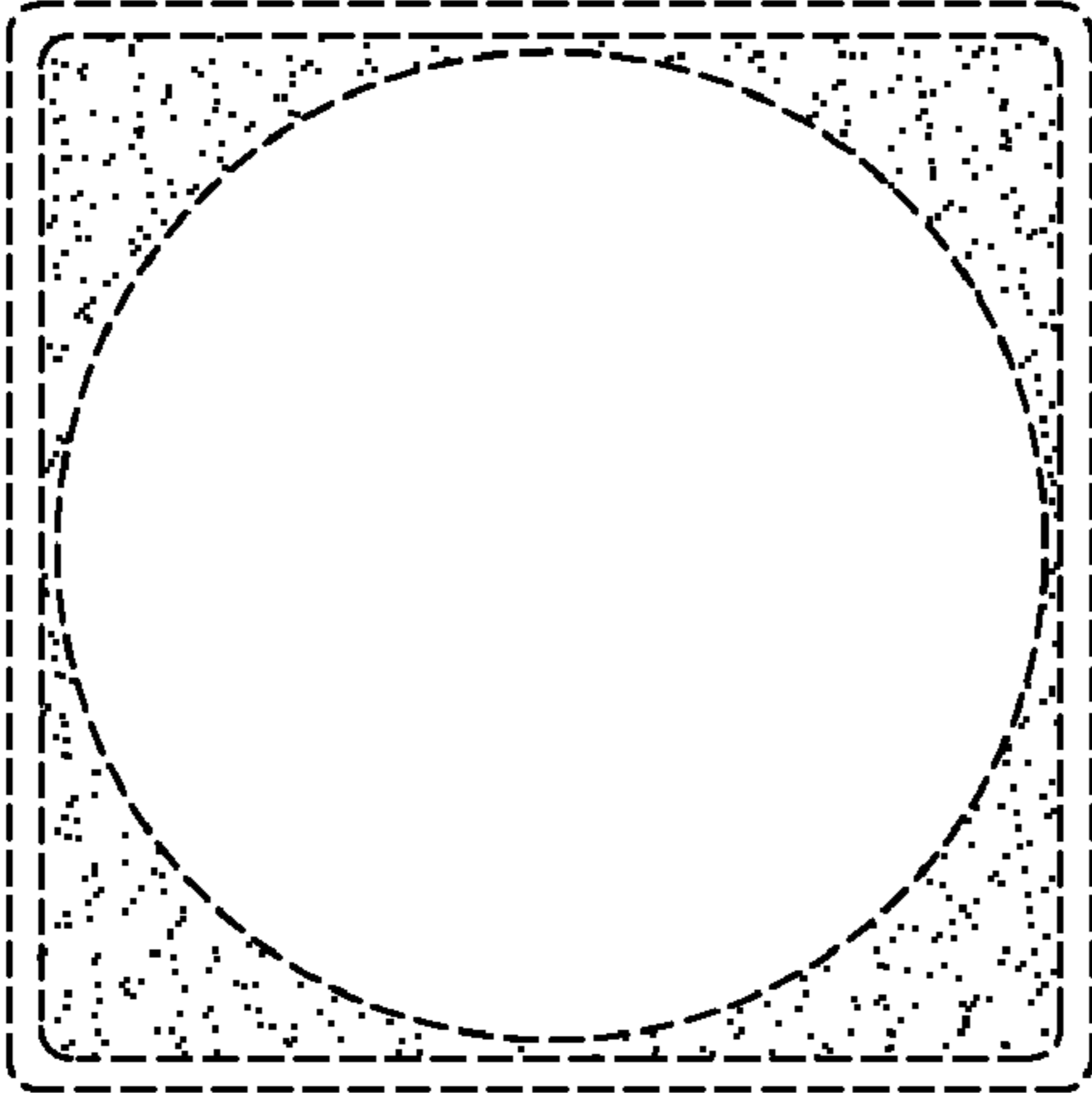


FIG. 10




FIG. 8

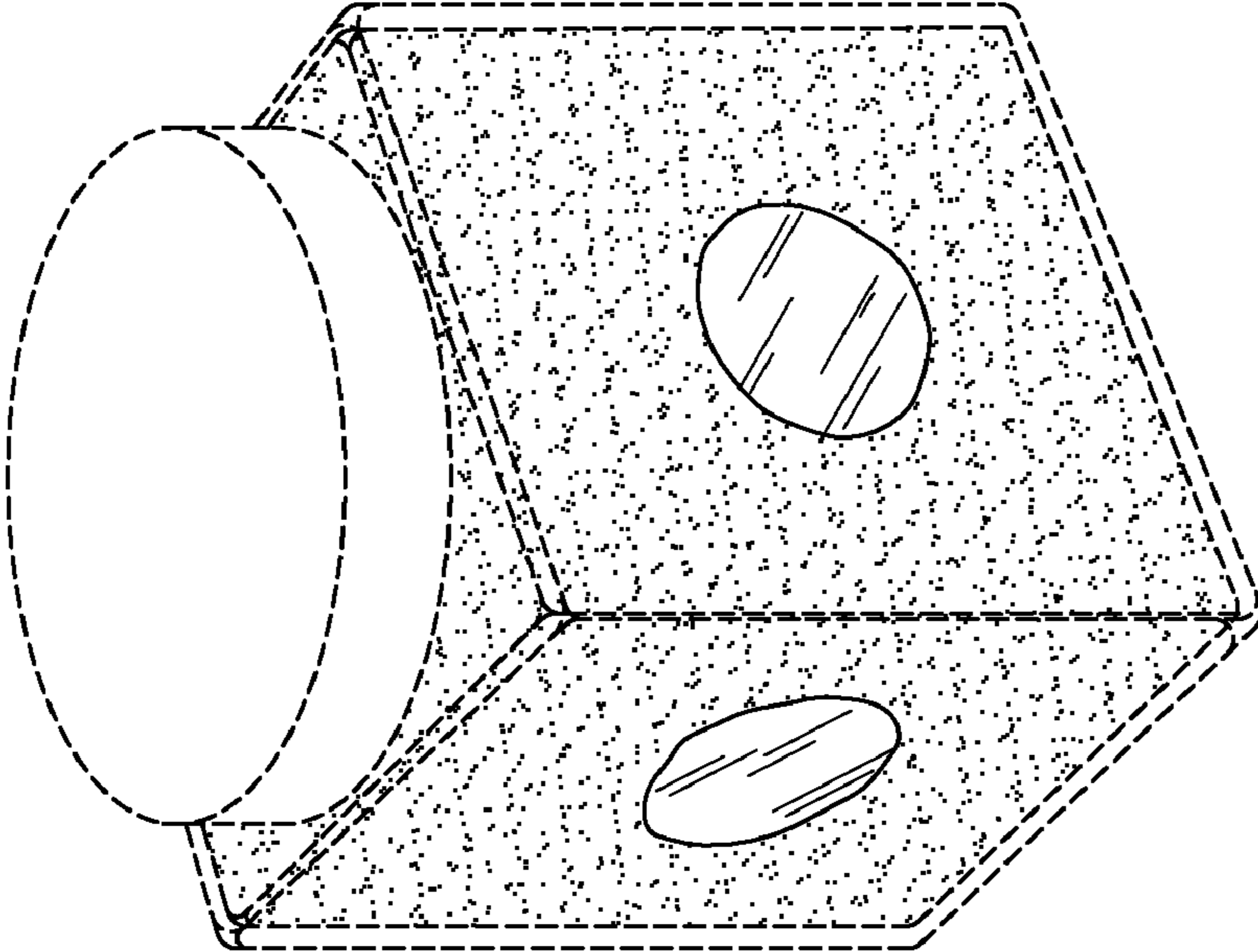


FIG. 14

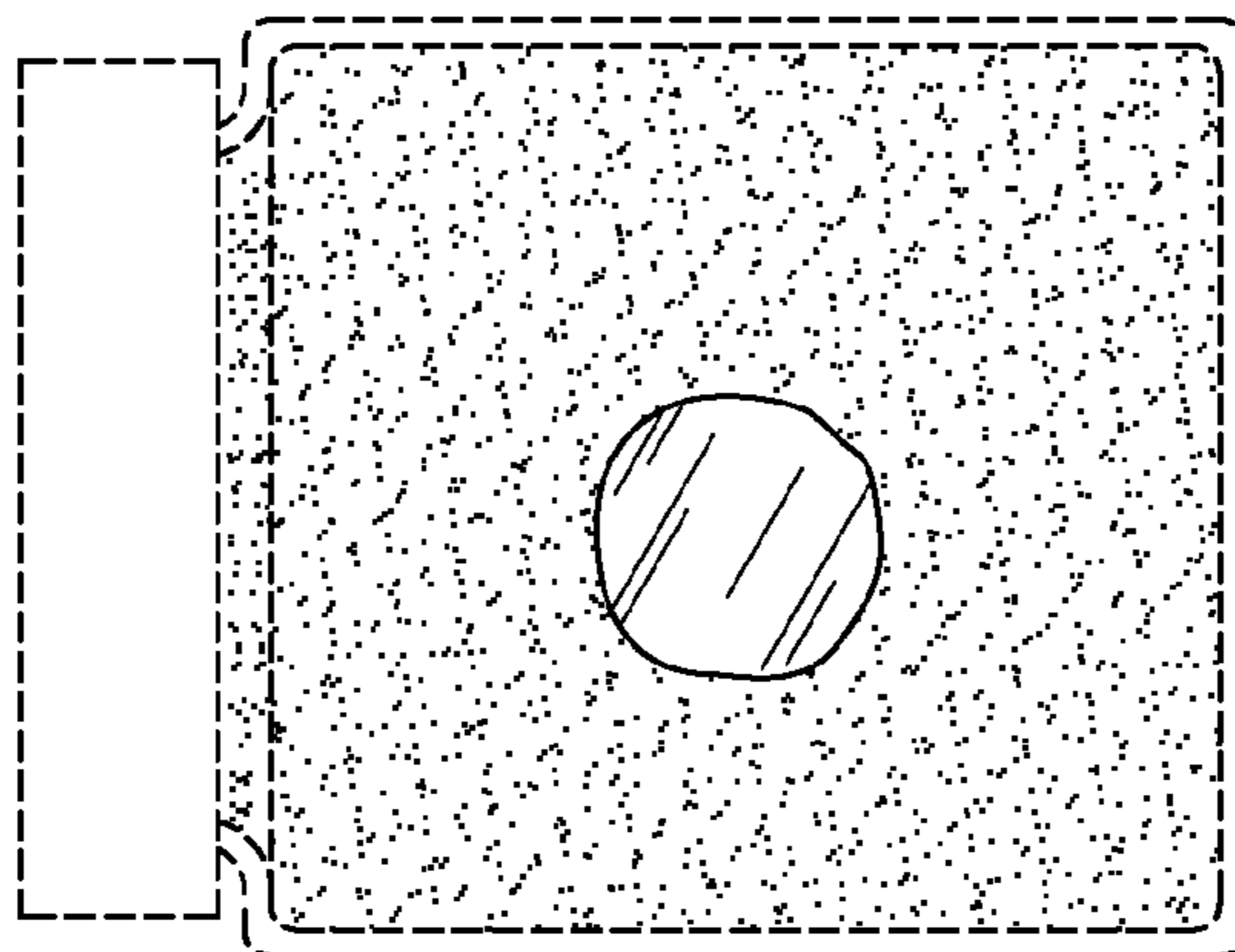


FIG. 13

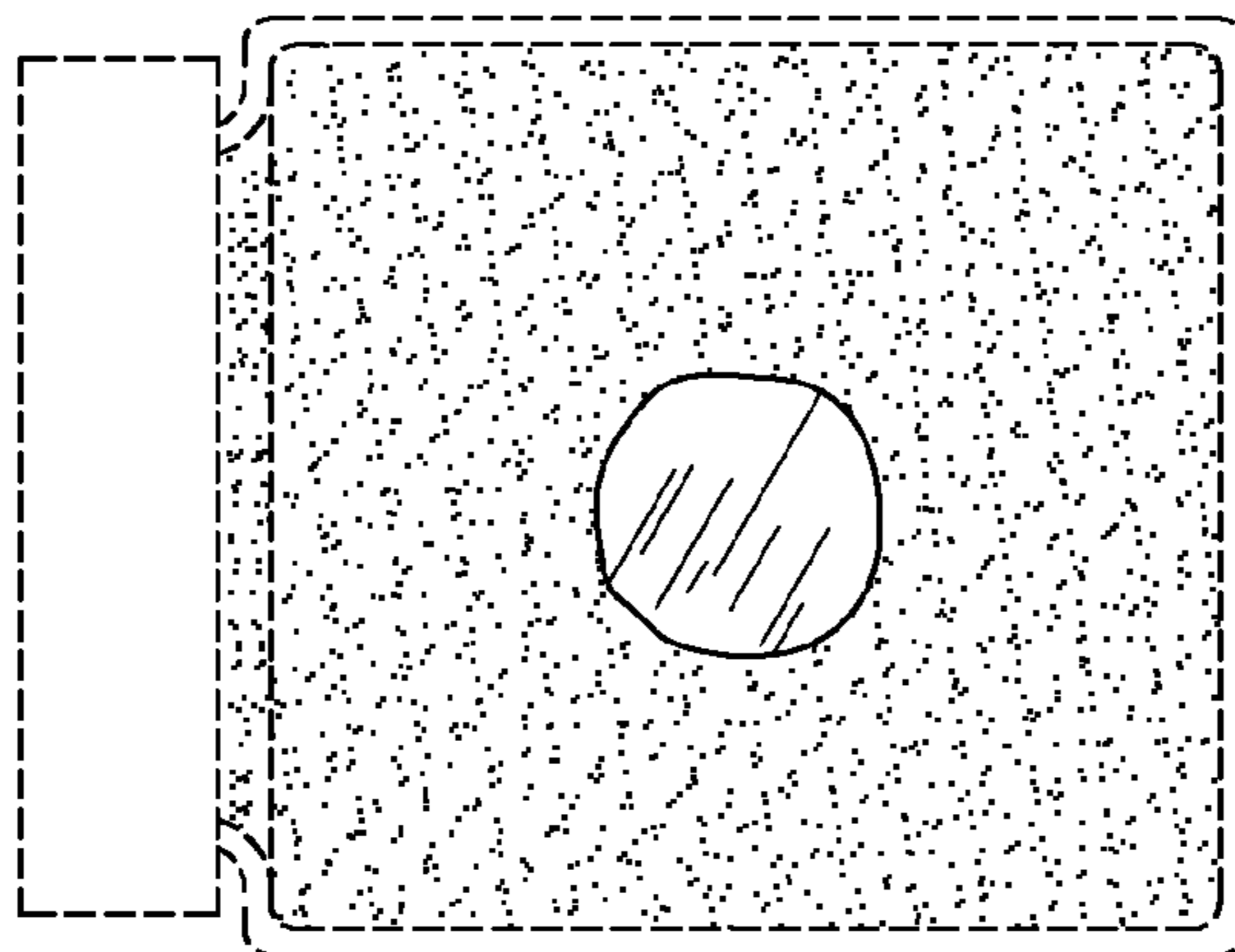


FIG. 12

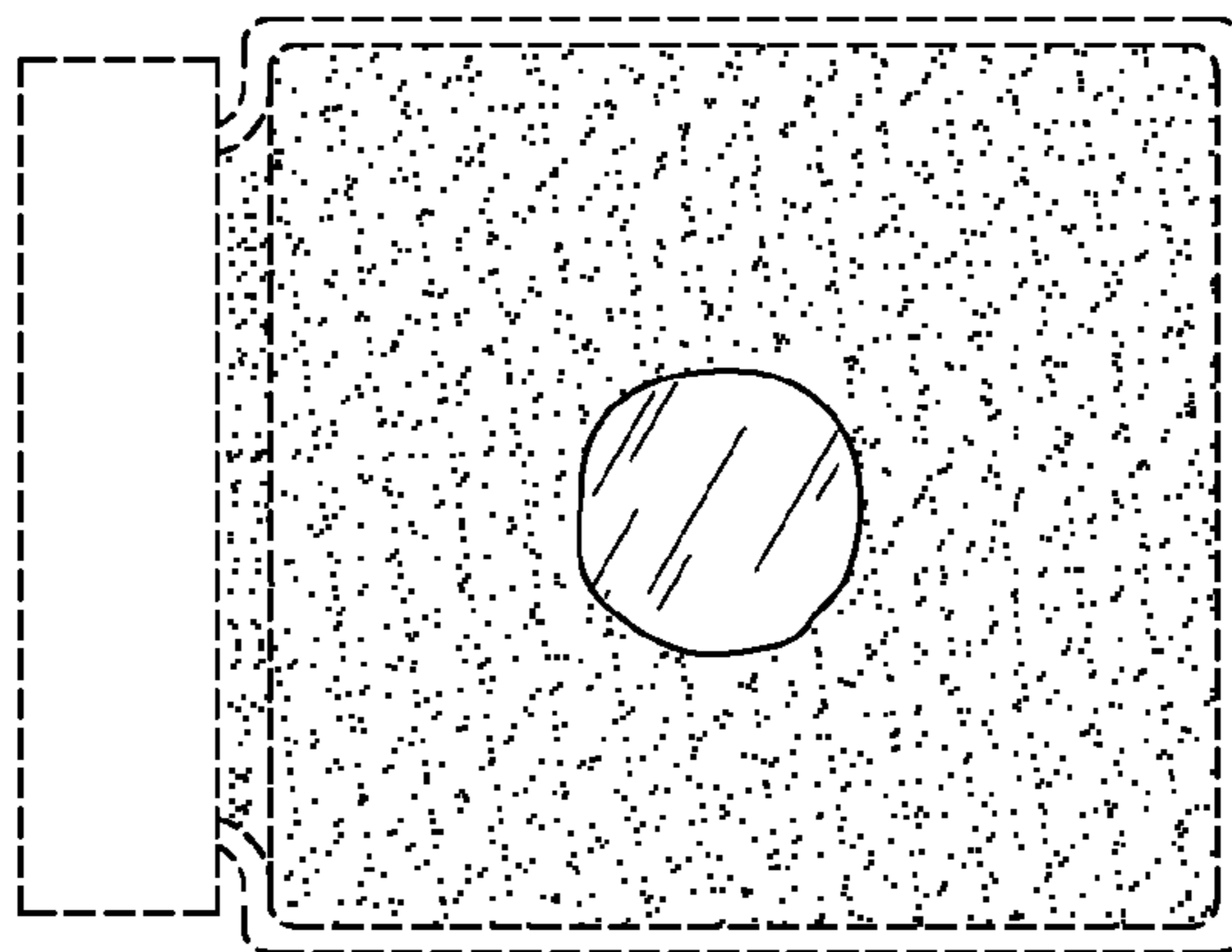


FIG. 11

