



US00D612095S

(12) **United States Design Patent**  
**Brown**

(10) **Patent No.:** **US D612,095 S**

(45) **Date of Patent:** **\*\* Mar. 16, 2010**

(54) **CIGAR HUMIDOR**

(76) **Inventor:** **Sherman Brown**, 11 San Marco St.,  
#705, Clearwater, FL (US) 33767

(\*\*) **Term:** **14 Years**

(21) **Appl. No.:** **29/310,772**

(22) **Filed:** **Sep. 9, 2008**

(51) **LOC (9) Cl.** ..... **27-06**

(52) **U.S. Cl.** ..... **D27/189**

(58) **Field of Classification Search** ..... D27/186–191,  
D27/194; 206/256, 261–263, 265–270; D9/432;  
131/329; D6/436; D3/273

See application file for complete search history.

(56) **References Cited**

**U.S. PATENT DOCUMENTS**

D393,101 S *	3/1998	Kasuli .....	D27/187
D398,715 S *	9/1998	Descalzo .....	D27/189
D399,598 S *	10/1998	Perkins .....	D27/189
D409,792 S *	5/1999	Milone .....	D27/188
D410,108 S *	5/1999	Reed .....	D27/189
6,027,187 A *	2/2000	Siepmann .....	206/242

6,047,701 A *	4/2000	Feldman .....	131/329
6,094,917 A *	8/2000	Sundhar et al. ....	62/3.4
6,157,306 A *	12/2000	Mularoni .....	206/242
D546,674 S *	7/2007	Limber .....	D9/432
2009/0014019 A1 *	1/2009	Park .....	131/329

\* cited by examiner

*Primary Examiner*—Jennifer Rivard

(74) *Attorney, Agent, or Firm*—John Lezdey & Assoc

(57) **CLAIM**

The ornamental design for the cigar humidor, as shown and described.

**DESCRIPTION**

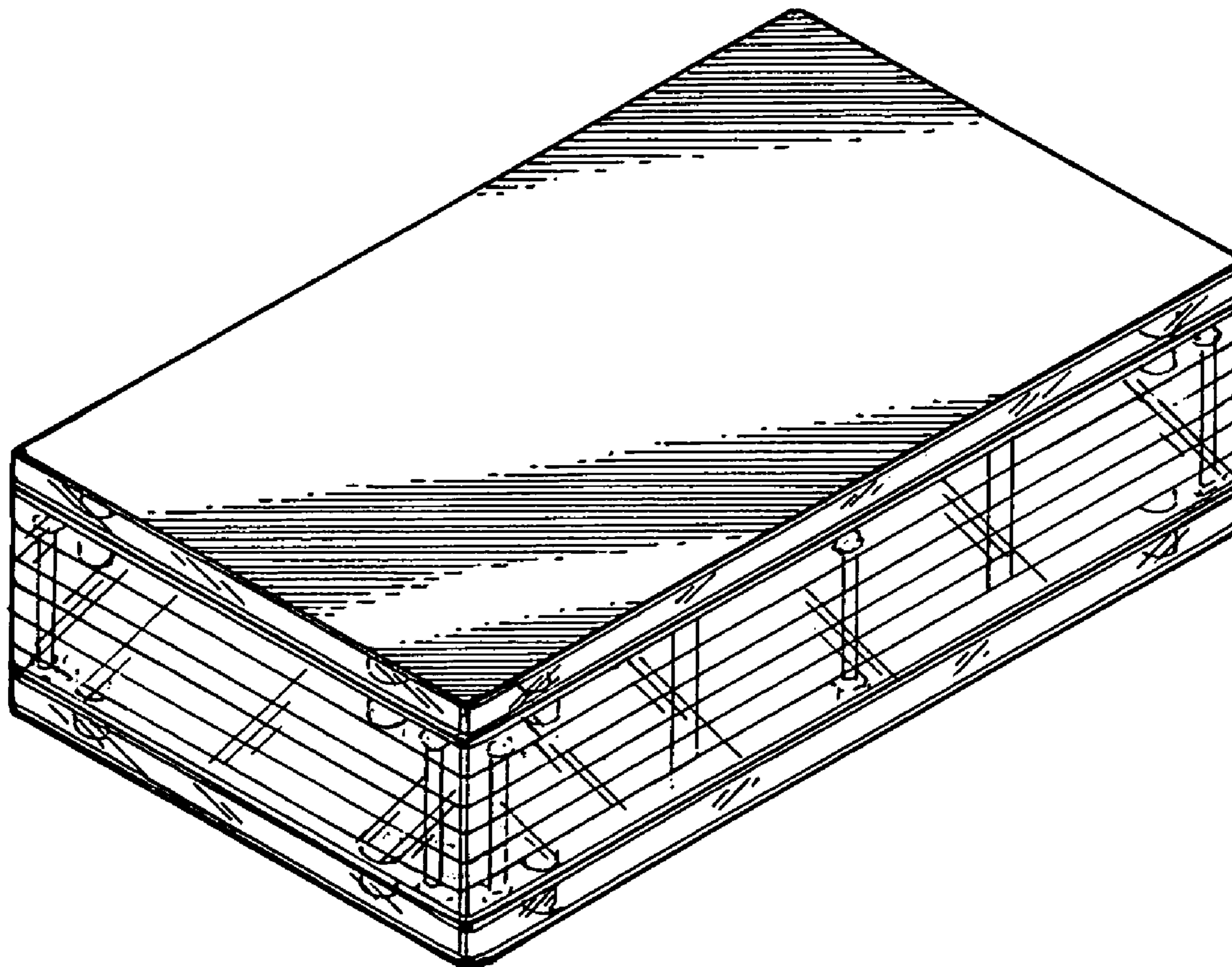
FIG. 1 is a top elevational view showing my new design, the bottom view being a mirror image thereof;

FIG. 2 is a right side elevational view thereof, the left side being a mirror image thereof;

FIG. 3 is a front side elevational view thereof, the rear side being a mirror image thereof; and,

FIG. 4 is a perspective view of the device of FIG. 1.

**1 Claim, 2 Drawing Sheets**



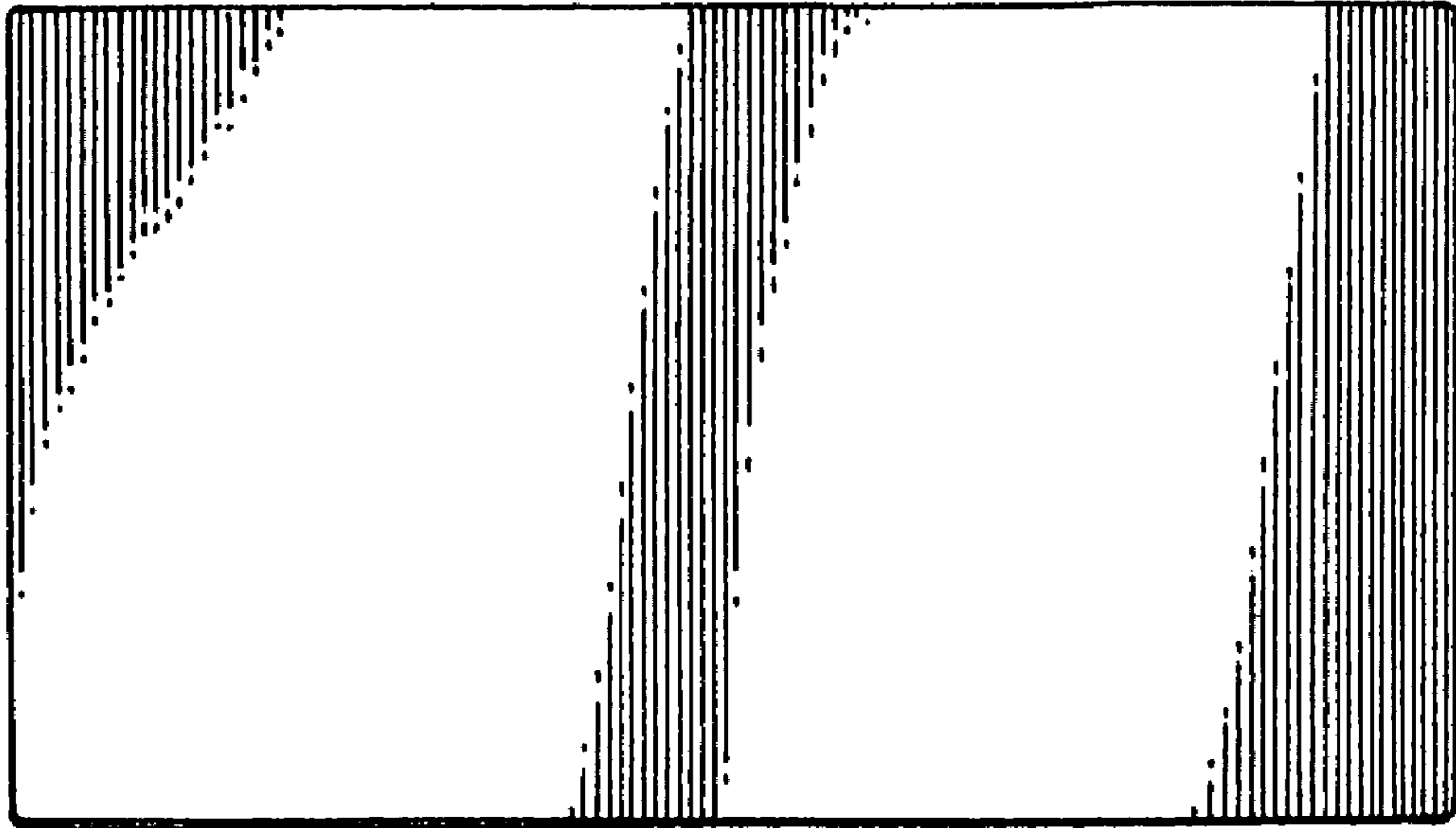


FIG. 1

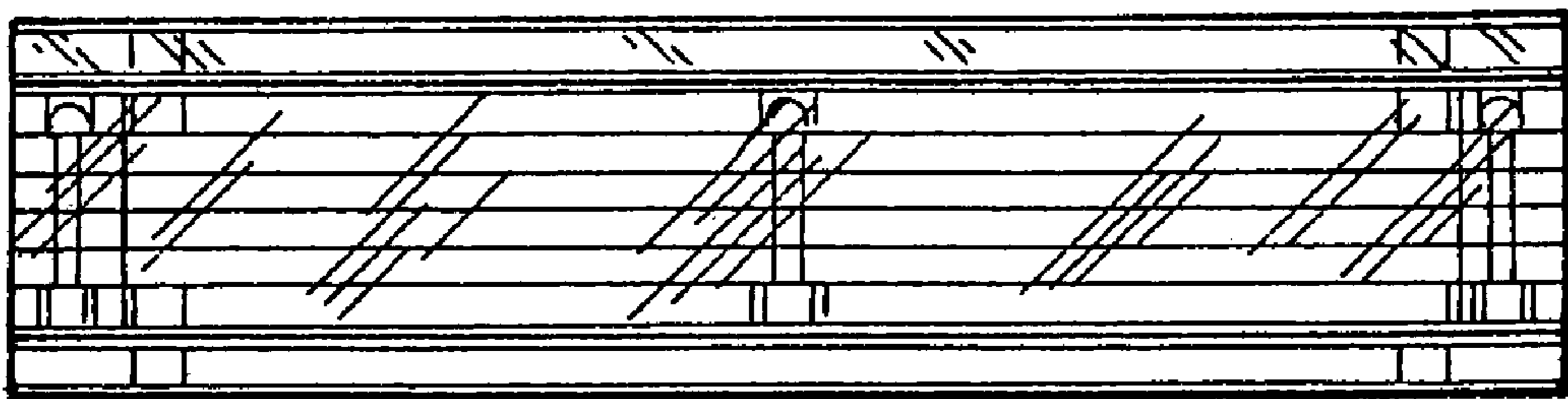
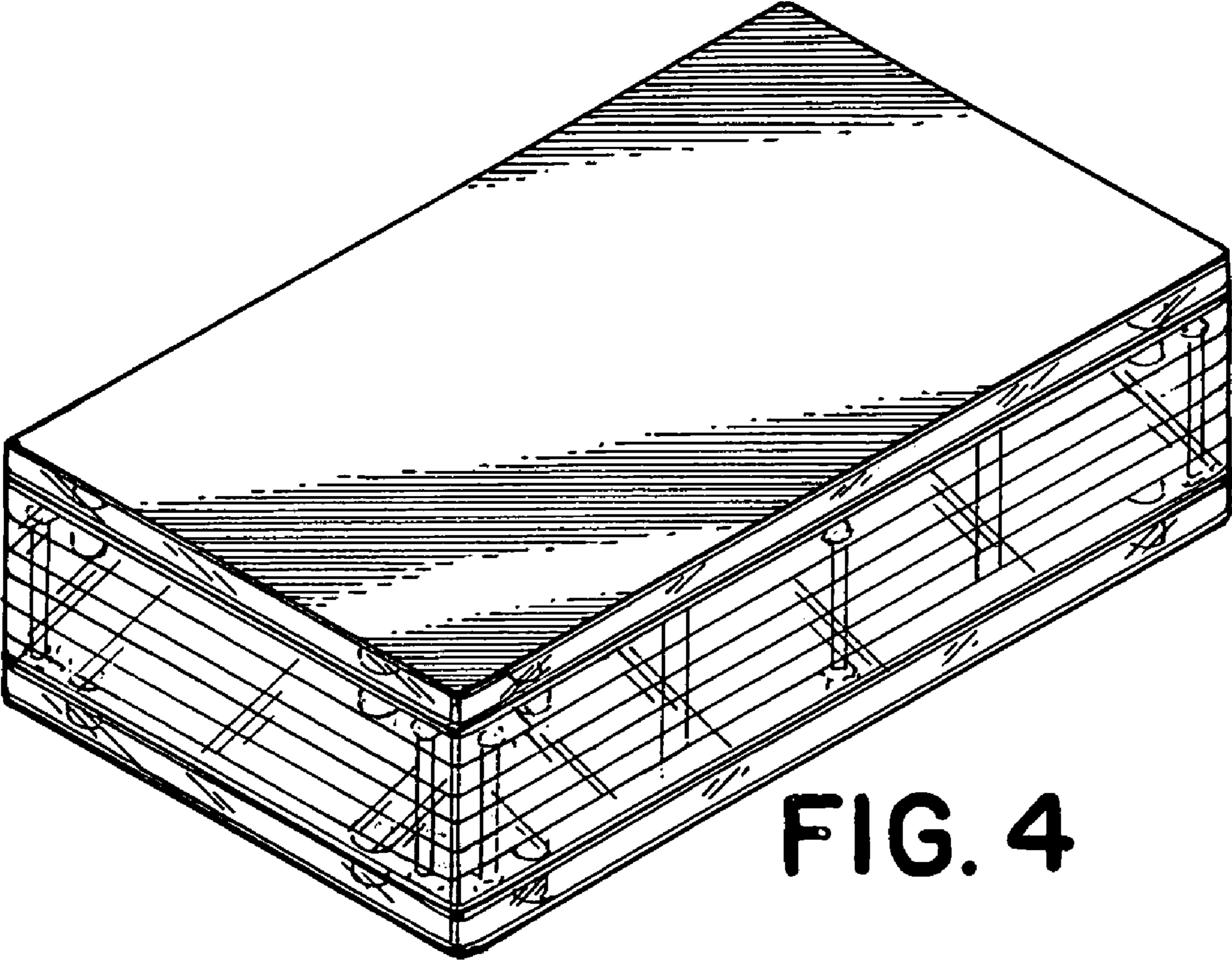


FIG. 2



FIG. 3



**FIG. 4**