



US00D612090S

(12) **United States Design Patent**
Yu

(10) **Patent No.:** **US D612,090 S**

(45) **Date of Patent:** **** Mar. 16, 2010**

(54) **OUTDOOR AREA LUMINAIRE**

(76) **Inventor:** **Michael Yu**, 505 Yorbita Rd., City of Industry, CA (US) 91748

(**) **Term:** **14 Years**

(21) **Appl. No.:** **29/309,902**

(22) **Filed:** **Nov. 7, 2008**

(51) **LOC (9) Cl.** **26-03**

(52) **U.S. Cl.** **D26/92; D26/71; D26/87**

(58) **Field of Classification Search** **D26/67, D26/68, 71, 72, 85, 87, 92; 362/431, 432**
See application file for complete search history.

(56) **References Cited**

U.S. PATENT DOCUMENTS

D184,314 S *	1/1959	Husby et al.	D26/71
D201,909 S *	8/1965	Harling	D26/71
D391,659 S *	3/1998	Gaskins et al.	D26/71
D432,700 S *	10/2000	Avila et al.	D26/87
D442,313 S *	5/2001	Wojtkowiak et al.	D26/71
D447,590 S *	9/2001	Raouf et al.	D26/71

D500,569 S *	1/2005	Butler	D26/71
D501,947 S *	2/2005	Haugaard et al.	D26/71
D531,342 S *	10/2006	Kauffman et al.	D26/68
D563,587 S *	3/2008	Quiogue et al.	D26/85

* cited by examiner

Primary Examiner—Clare E Heflin

(57) **CLAIM**

The ornamental design for an outdoor area luminaire, as shown and described.

DESCRIPTION

FIG. 1 is a side elevation view of the outdoor area luminaire showing my new design;

FIG. 2 is a bottom plan view thereof;

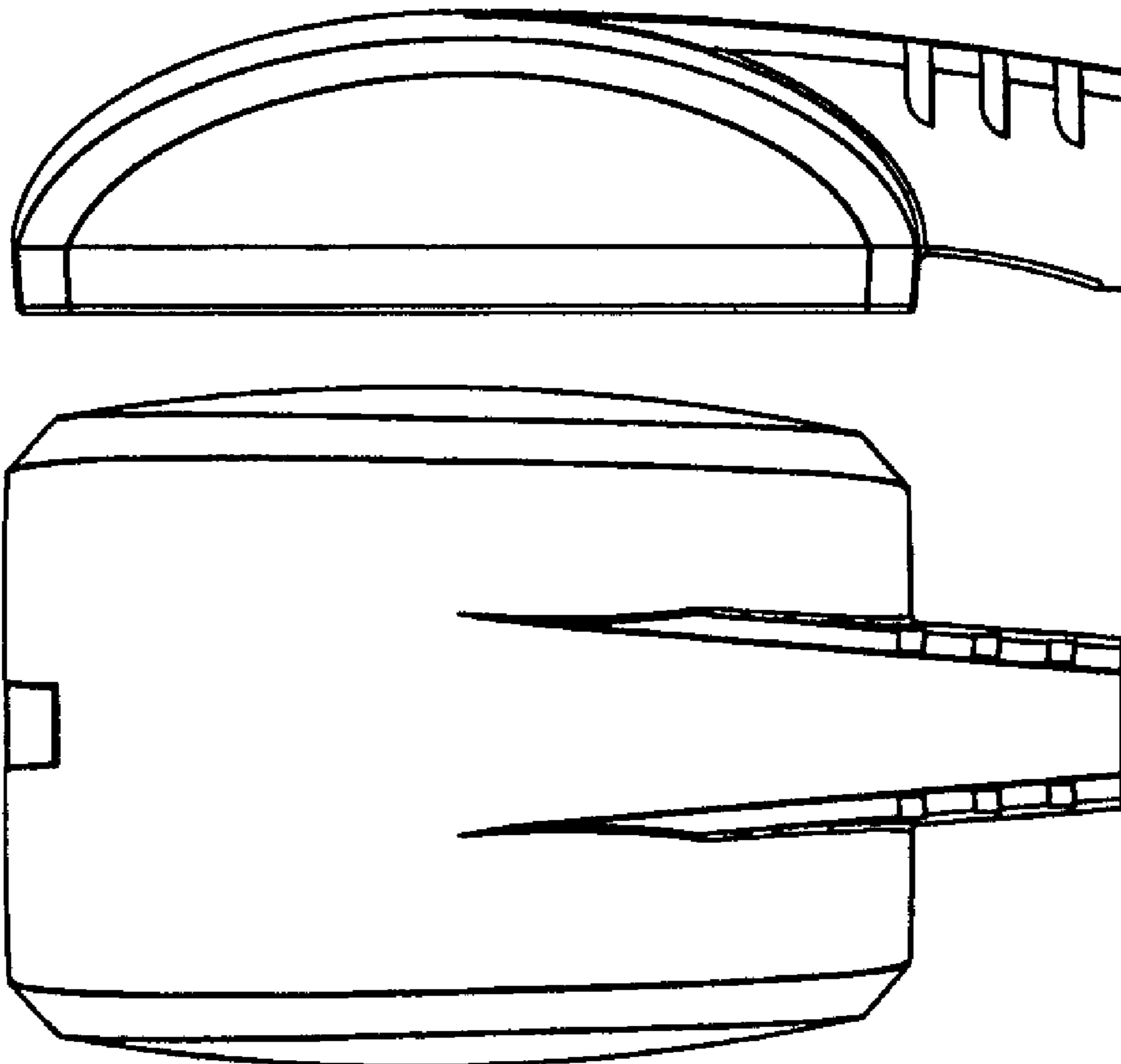
FIG. 3 is a top plan view thereof;

FIG. 4 is an end elevation view thereof; and,

FIG. 5 is an opposite end elevation view thereof.

The broken lines shown on the drawings depict environment only and form no part of the claimed design.

1 Claim, 1 Drawing Sheet



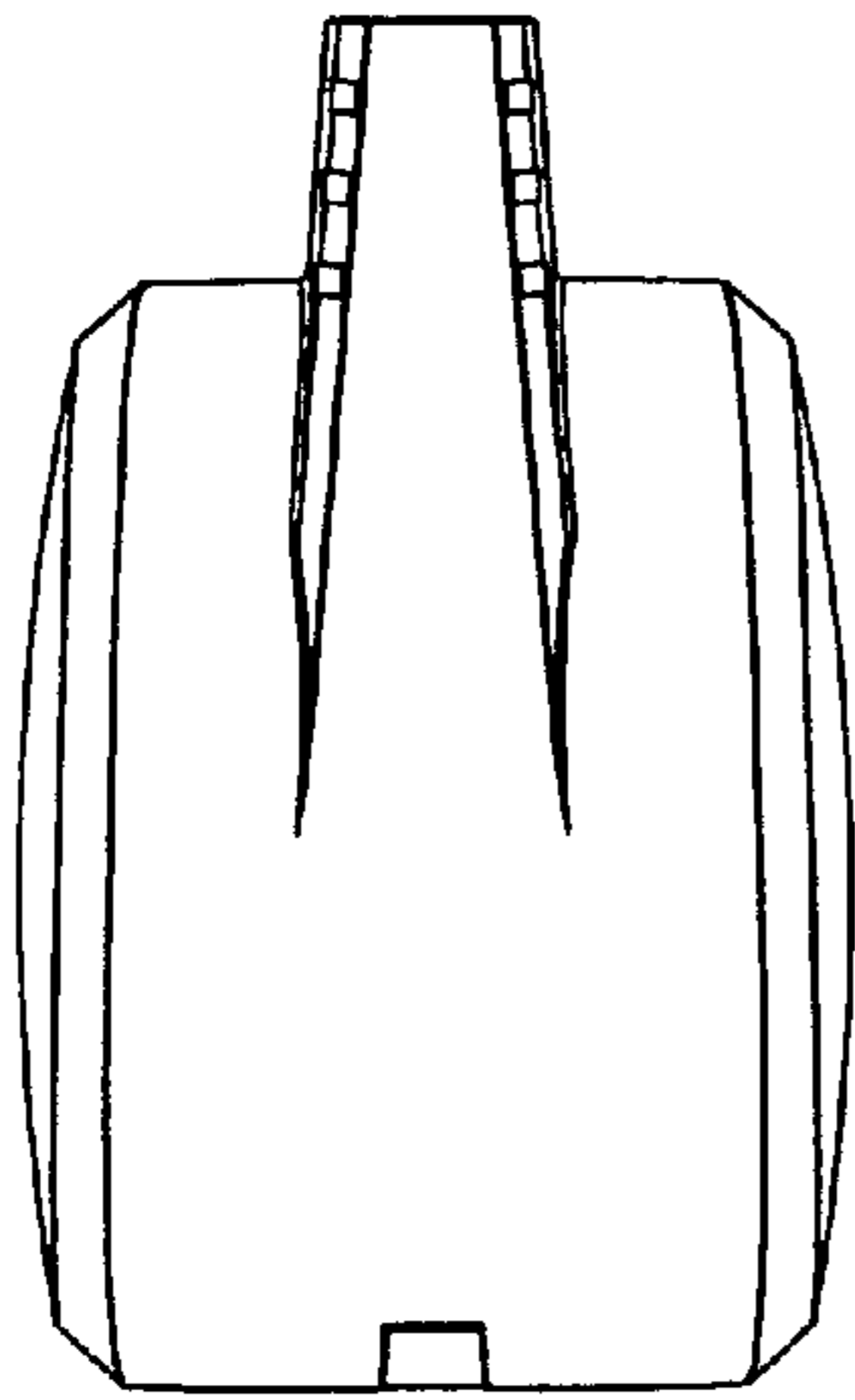


FIG. 3

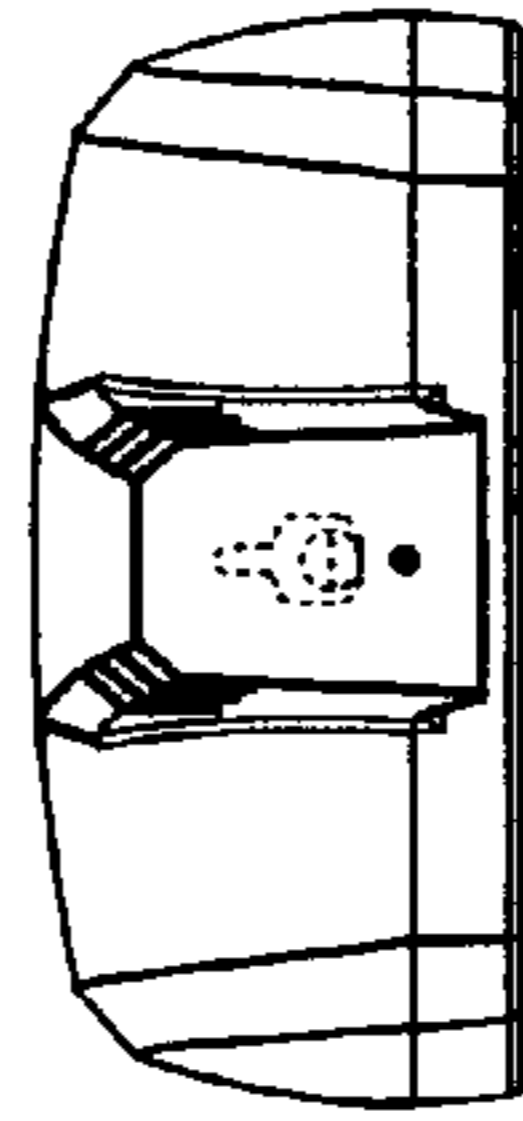


FIG. 5




FIG. 1

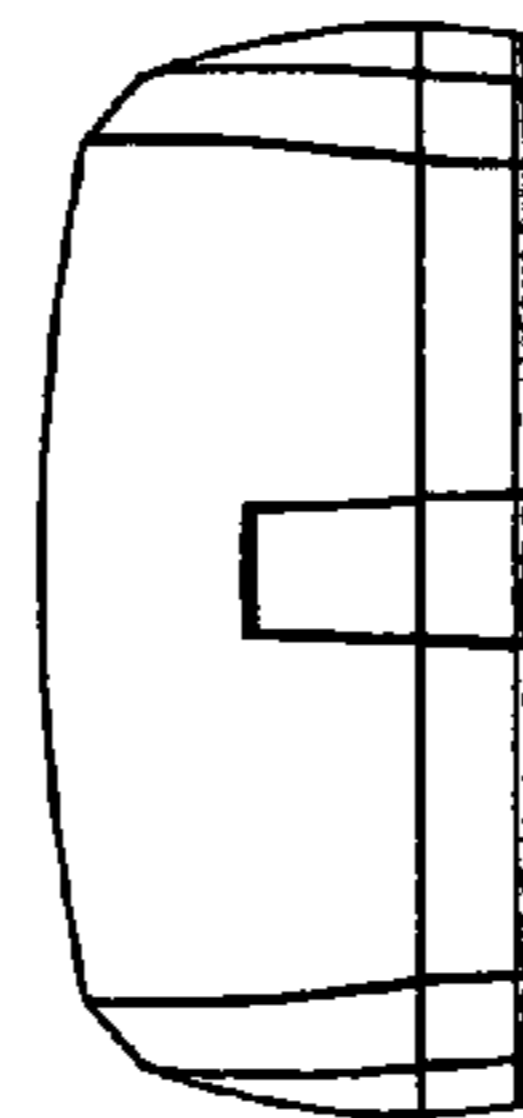


FIG. 4

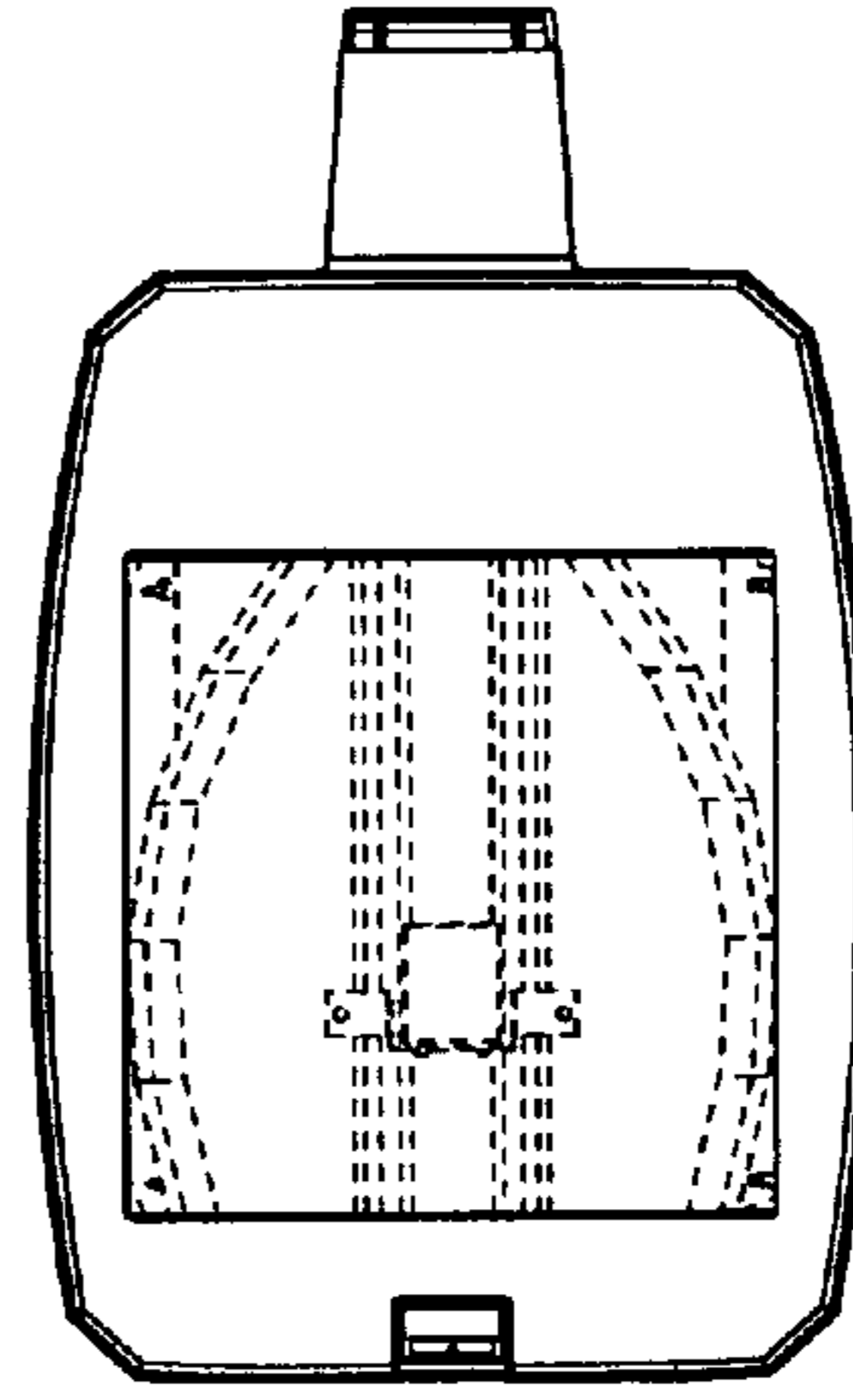


FIG. 2