



US00D612086S

(12) **United States Design Patent**
Brauer et al.

(10) **Patent No.:** **US D612,086 S**
(45) **Date of Patent:** **** Mar. 16, 2010**

(54) **LASER WAND**

(75) Inventors: **Georgia L. Brauer**, Long Beach, CA (US); **Michael A. Taylor**, Seal Beach, CA (US)

(73) Assignee: **Crystal Diamond Wand, LLC**, Seal Beach, CA (US)

(**) Term: **14 Years**

(21) Appl. No.: **29/338,768**

(22) Filed: **Jun. 18, 2009**

(51) **LOC (9) Cl.** **26-02**

(52) **U.S. Cl.** **D26/49; D26/42**

(58) **Field of Classification Search** D26/37, D26/38, 40, 42, 43, 44, 46, 49; 362/157, 362/158, 183, 184, 190, 191, 194-196, 198-208
See application file for complete search history.

(56) **References Cited**

U.S. PATENT DOCUMENTS

D312,137 S * 11/1990 Brown D26/39
5,158,358 A * 10/1992 Maglica et al. 362/206
D389,364 S * 1/1998 Vallarella et al. D7/300.2

D429,534 S * 8/2000 Sengsouvanh et al. D26/38
D429,830 S * 8/2000 Ting D26/37
D429,831 S * 8/2000 Ting D26/37
D430,321 S * 8/2000 Sharrah D26/37
D521,164 S * 5/2006 Sharrah D26/37
D548,863 S * 8/2007 Shiu D26/37
D553,770 S * 10/2007 Li D26/37
D575,430 S * 8/2008 Jiang D26/42

* cited by examiner

Primary Examiner—Ian Simmons

Assistant Examiner—Carissa C Fitts

(74) *Attorney, Agent, or Firm*—Stetina Brunda Garred & Brucker

(57) **CLAIM**

The ornamental design for a laser wand, as shown and described.

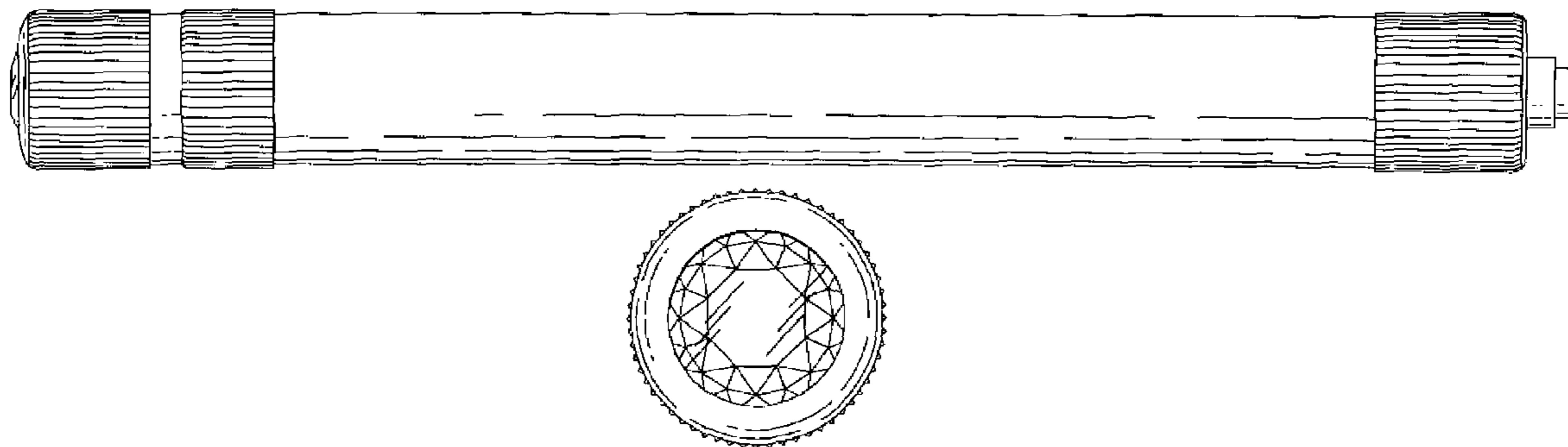
DESCRIPTION

FIG. 1 is a side elevational view of the laser wand of the present invention showing our new design;

FIG. 2 is a left end view thereof; and,

FIG. 3 is a right end view thereof.

1 Claim, 1 Drawing Sheet



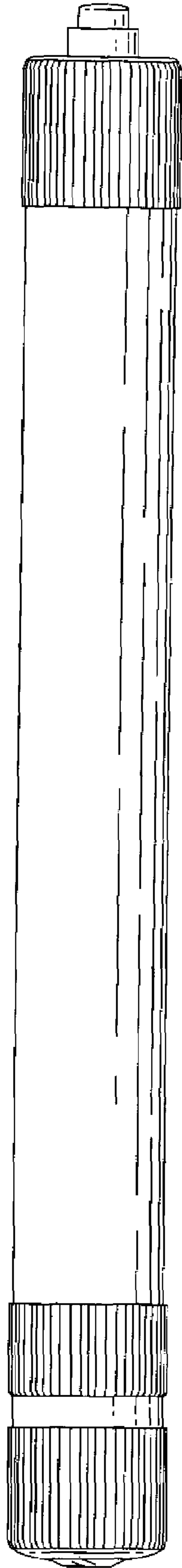


Fig. 1

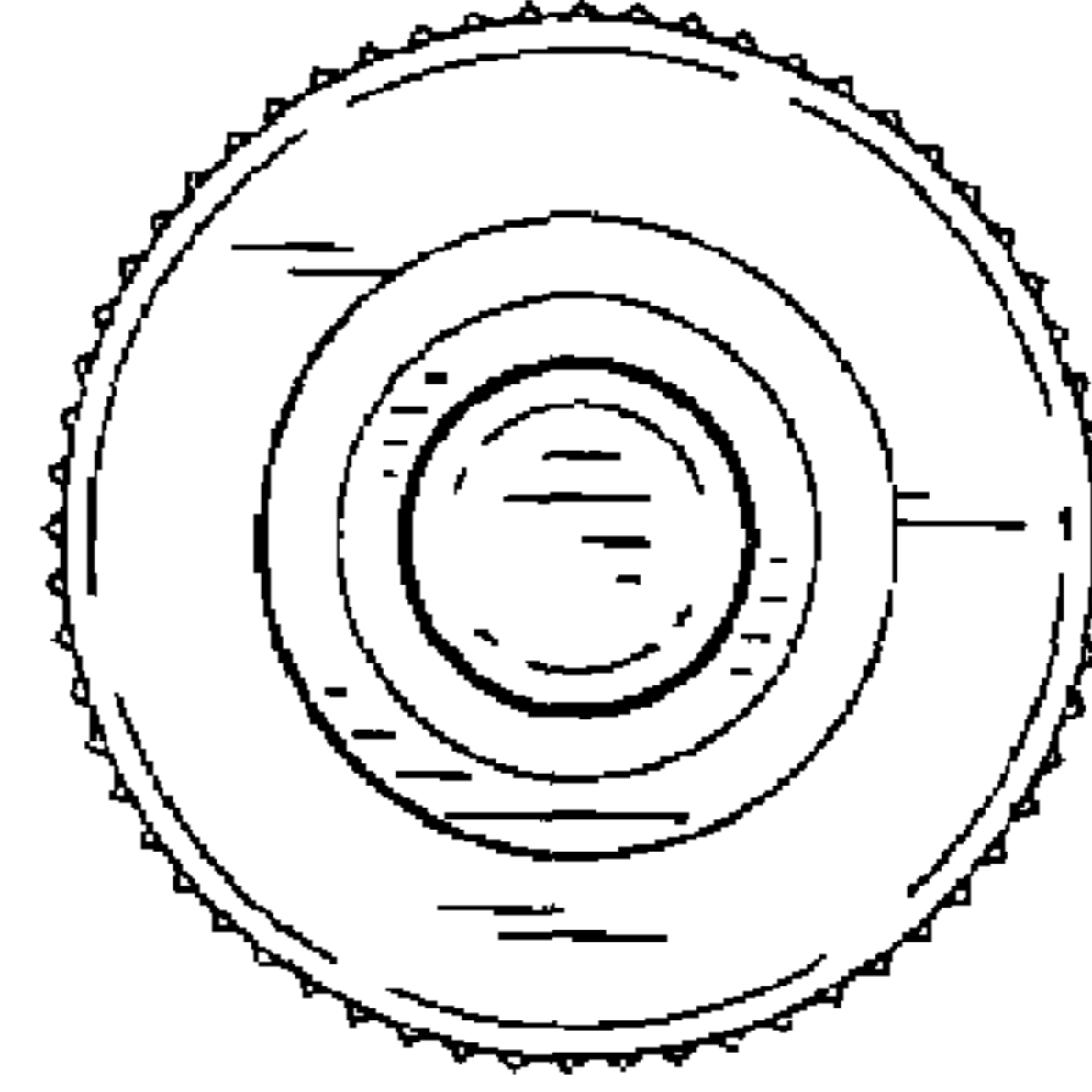


Fig. 3

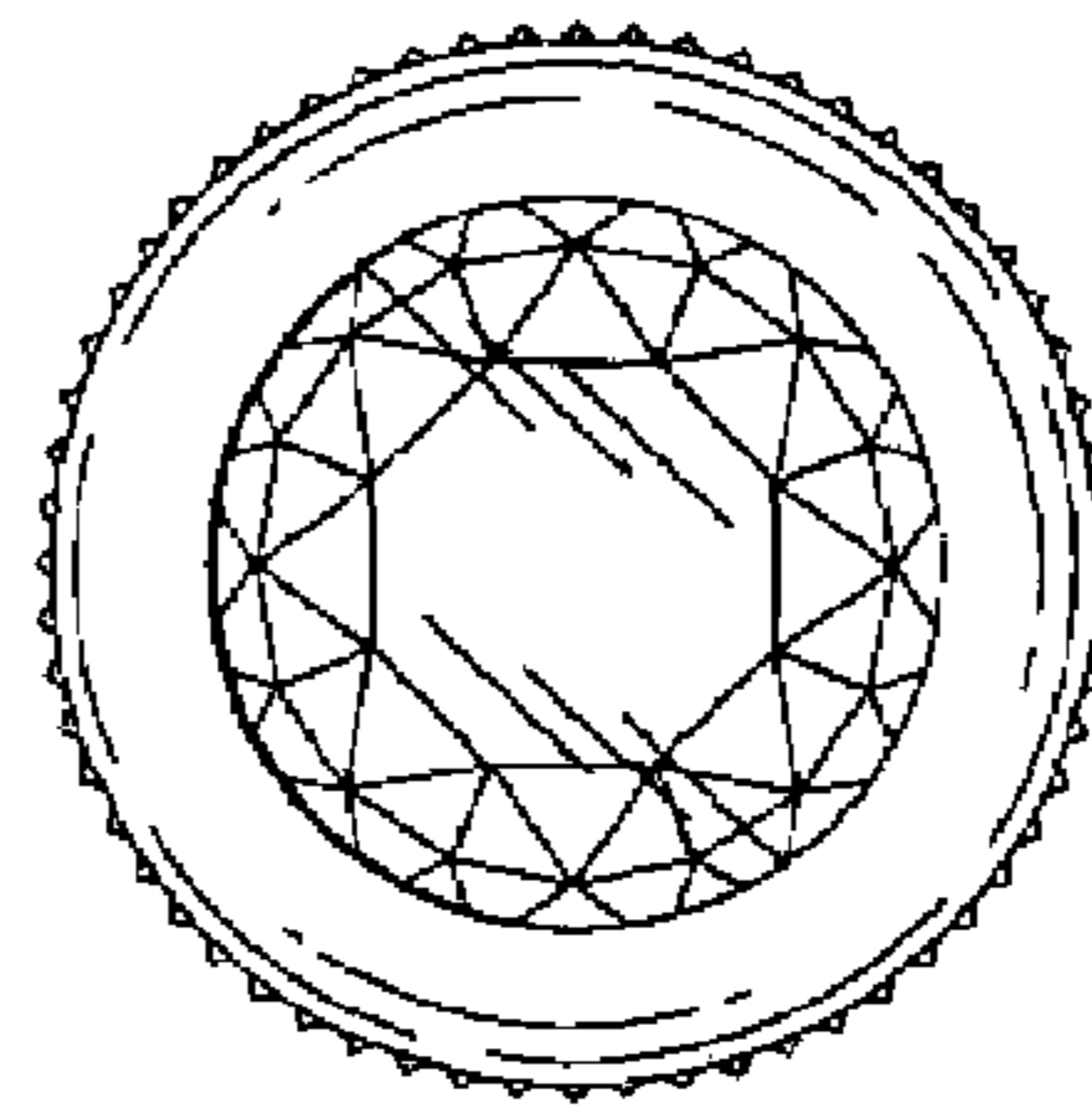


Fig. 2