



US00D612074S

(12) **United States Design Patent**  
**Krantz-Lilienthal**

(10) **Patent No.:** **US D612,074 S**  
(45) **Date of Patent:** **\*\* Mar. 16, 2010**

(54) **CEILING PANEL**

(75) Inventor: **Eric Krantz-Lilienthal**, Lancaster, PA  
(US)

(73) Assignee: **AWI Licensing Company**, Wilmington,  
DE (US)

(\*\*) Term: **14 Years**

(21) Appl. No.: **29/342,719**

(22) Filed: **Aug. 31, 2009**

**Related U.S. Application Data**

(62) Division of application No. 29/263,307, filed on Jul.  
20, 2006.

(51) **LOC (9) Cl.** ..... **25-01**

(52) **U.S. Cl.** ..... **D25/140**

(58) **Field of Classification Search** ..... D25/139,  
D25/140, 141, 143, 144, 150, 154, 156, 157,  
D25/106, 161, 162, 163; 428/47, 48, 49,  
428/77, 141, 142, 143, 194; 52/518, 546,  
52/554, 555, 557, 559

See application file for complete search history.

(56) **References Cited**

**U.S. PATENT DOCUMENTS**

3,120,083 A \* 2/1964 Dahlberg et al. .... 52/596

3,269,075 A \* 8/1966 Cosden et al. .... 52/522  
4,129,671 A \* 12/1978 Greenberg ..... 428/48  
D601,273 S \* 9/2009 Kimura et al. .... D25/157  
2004/0022991 A1 \* 2/2004 Higgins et al. .... 428/92  
2004/0062899 A1 \* 4/2004 Kobayashi et al. .... 428/48  
2004/0086683 A1 \* 5/2004 Higgins et al. .... 428/95

\* cited by examiner

*Primary Examiner*—T. Chase Nelson

*Assistant Examiner*—Michael A Pratt

(57) **CLAIM**

The ornamental design for a ceiling panel, as shown.

**DESCRIPTION**

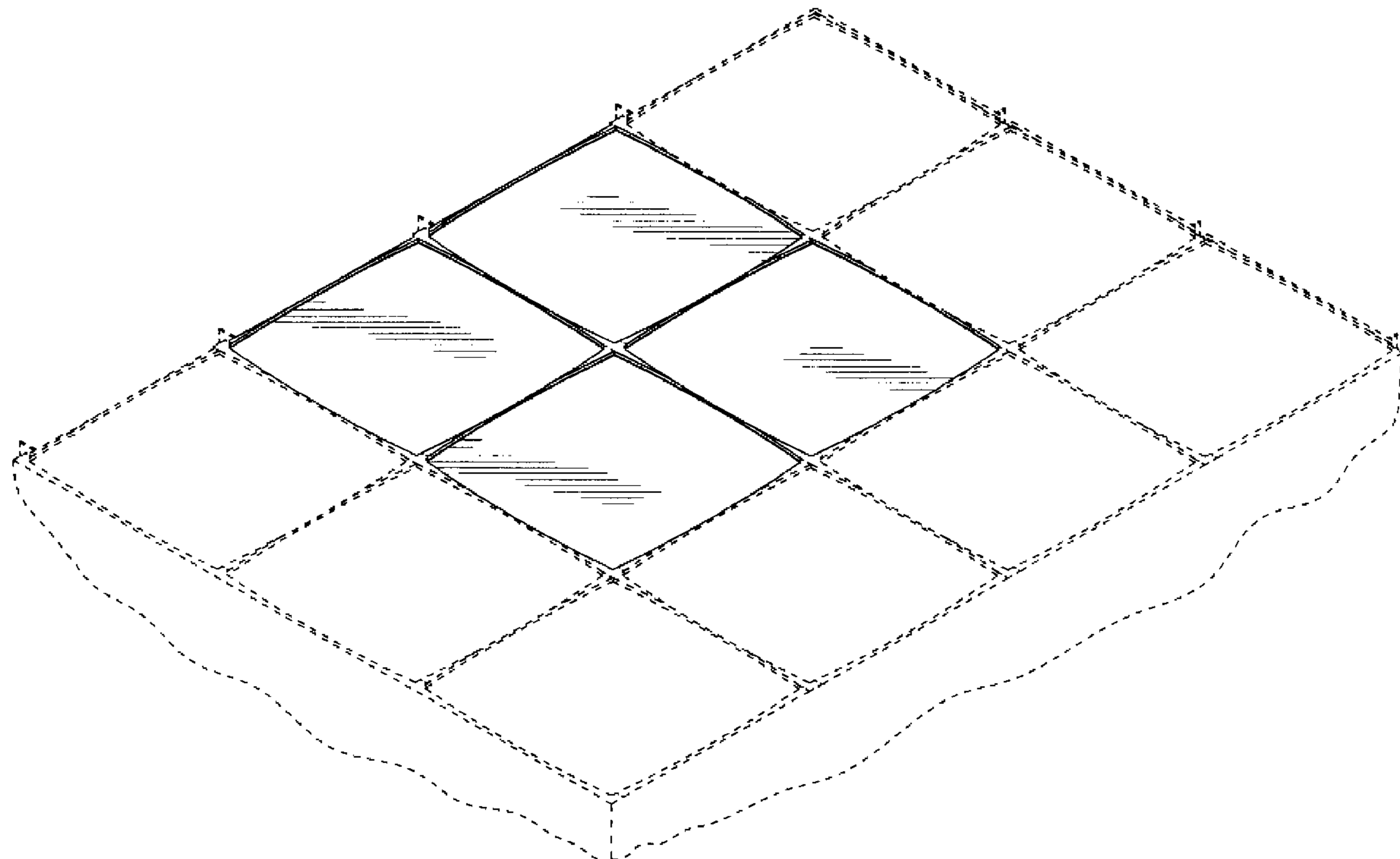
FIG. 1 is a front perspective view of a first embodiment of our new design; The broken lines illustrating the suspension hardware and additional like ceiling panels are for illustrative purposes only and form no part of the claimed design;

FIG. 2 is a bottom plan view of a portion of FIG. 1;

FIG. 3 is a front perspective view of a second embodiment of our new design. The broken lines illustrating the suspension hardware and additional like ceiling panels are for illustrative purposes only and form no part of the claimed design; and,

FIG. 4 is a bottom plan view of a portion of FIG. 3.

**1 Claim, 4 Drawing Sheets**



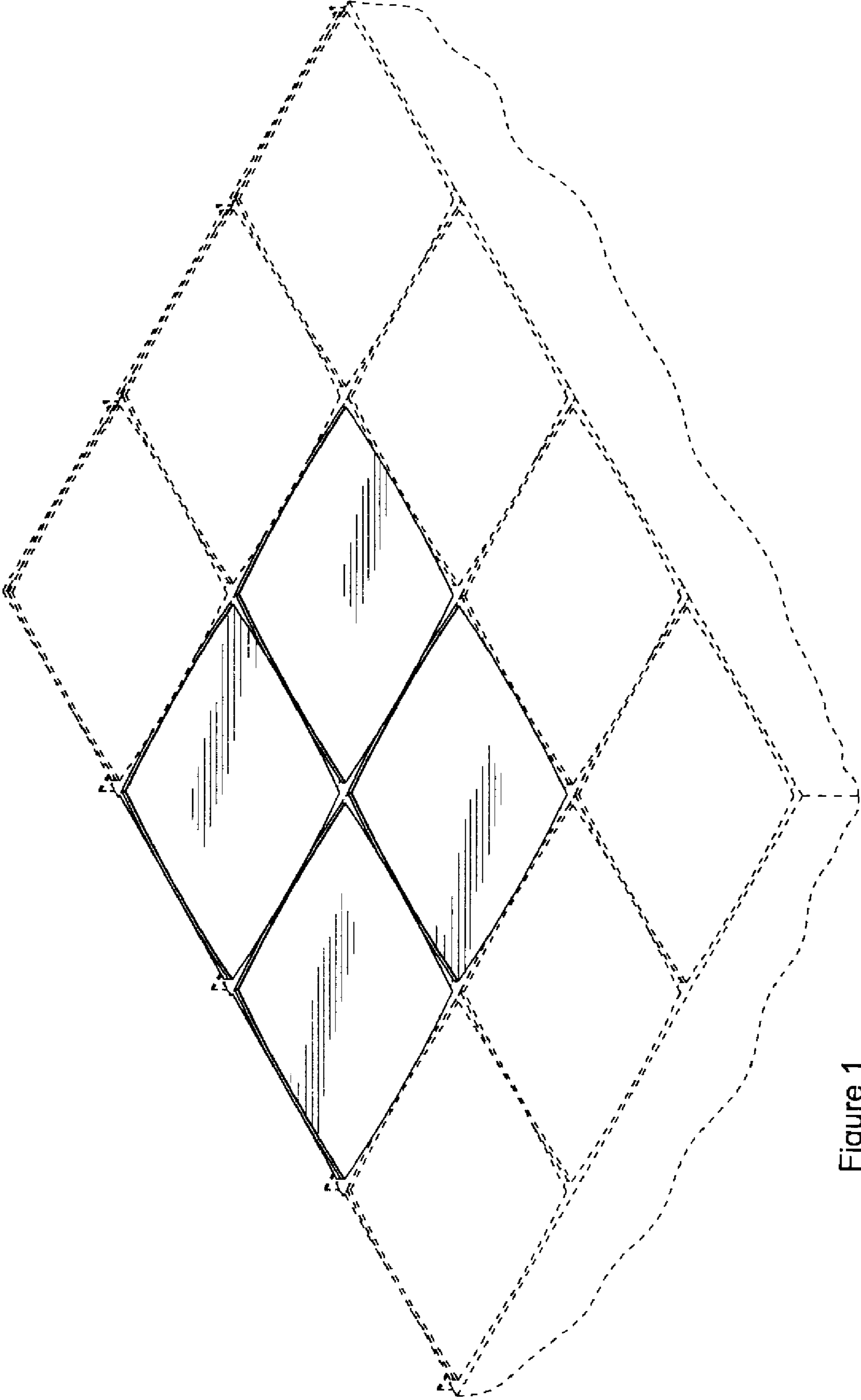


Figure 1

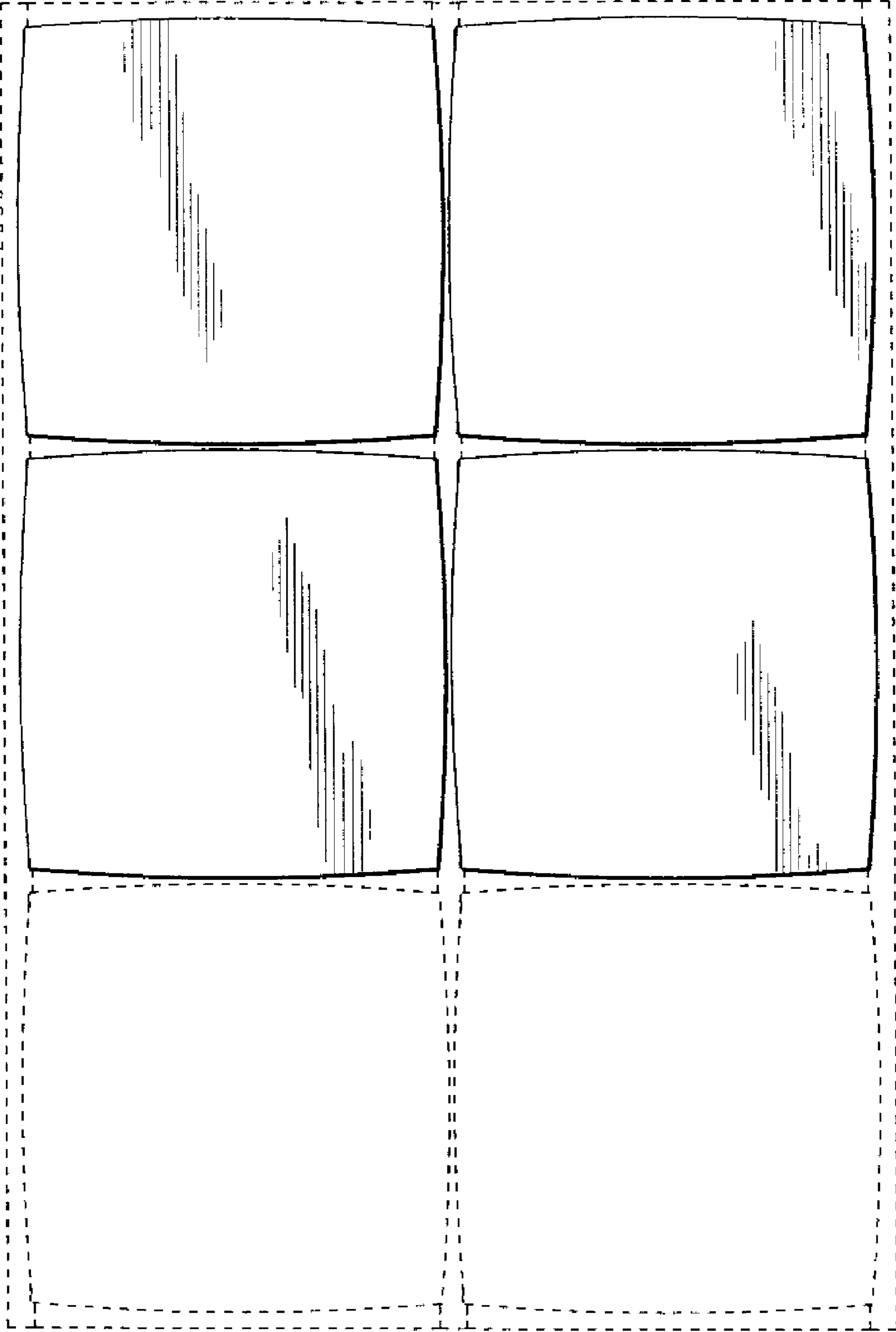


Figure 2

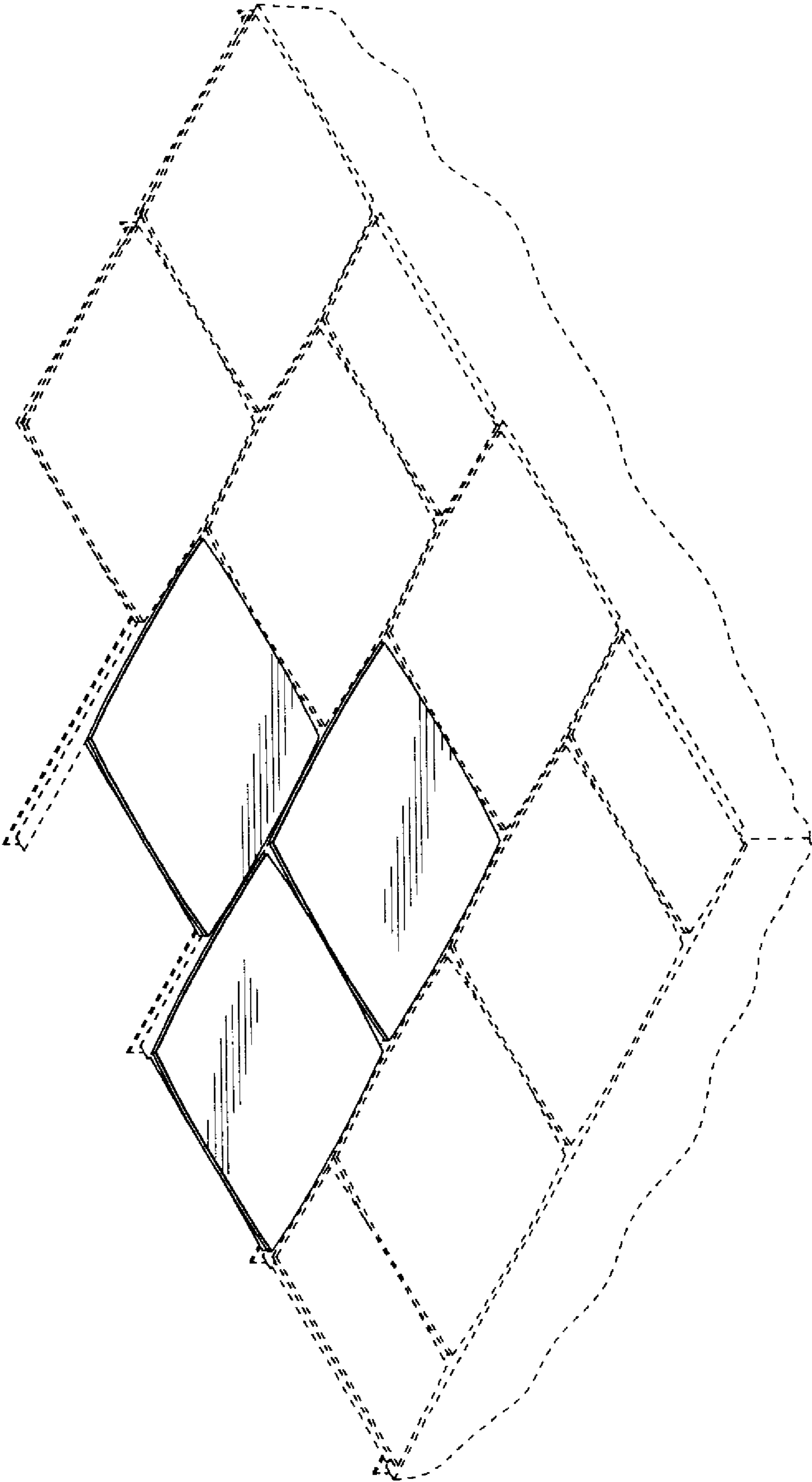


Figure 3

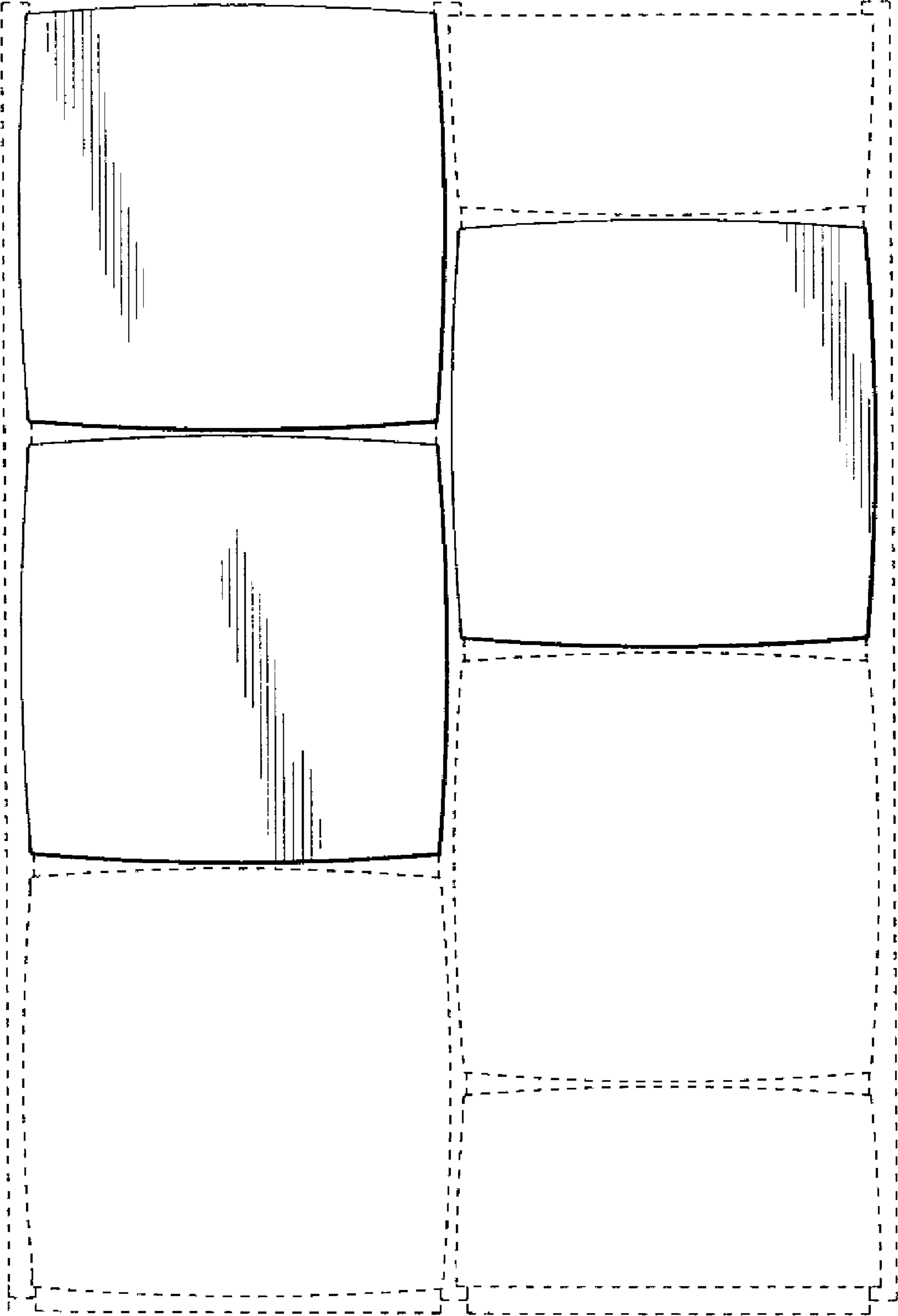


Figure 4