



US00D612059S

(12) **United States Design Patent**
Haney et al.

(10) **Patent No.:** **US D612,059 S**
(45) **Date of Patent:** **** Mar. 16, 2010**

(54) **THERAPY SUIT**

(75) Inventors: **Michelle Haney**, Pontiac, MI (US);
Slawek Walenski, Waterford, MI (US)

(73) Assignee: **Doctors' Hospital of Michigan**, Pontiac,
MI (US)

(**) Term: **14 Years**

(21) Appl. No.: **29/331,856**

(22) Filed: **Feb. 3, 2009**

Related U.S. Application Data

(63) Continuation-in-part of application No. 29/271,567,
filed on Jan. 22, 2007, now abandoned.

(51) **LOC (9) Cl.** **24-04**

(52) **U.S. Cl.** **D24/188**

(58) **Field of Classification Search** D24/188-193,
D24/200; 482/121, 122, 124, 125, 127, 131;
607/43, 48, 49

See application file for complete search history.

(56) **References Cited**

U.S. PATENT DOCUMENTS

- D245,537 S * 8/1977 Gurgiolo D24/190
- D275,230 S * 8/1984 Hubbard et al. D24/190
- 4,557,257 A 12/1985 Fernandez et al.
- 4,760,850 A 8/1988 Phillips et al.
- D334,063 S * 3/1993 DeWall D24/190
- 5,203,754 A 4/1993 MacLean
- 5,372,565 A 12/1994 Burdenko
- 5,476,441 A 12/1995 Durfee et al.
- 5,507,707 A * 4/1996 Miller 482/10
- D374,313 S * 10/1996 Munoz D29/101.1

- D381,428 S * 7/1997 Torok et al. D24/190
- 5,716,307 A 2/1998 Vadher
- 5,792,034 A * 8/1998 Kozlovsky 482/124
- 5,813,955 A 9/1998 Gutkowski et al.
- 5,819,322 A * 10/1998 Dicker et al. 2/456
- 5,820,533 A 10/1998 Goldman
- 5,820,534 A 10/1998 Vadher
- 5,961,541 A 10/1999 Ferrati
- 6,099,446 A 8/2000 Johnson et al.
- 6,213,922 B1 * 4/2001 Afanasenko et al. 482/124
- D443,115 S * 5/2001 Brite et al. D29/100
- D457,965 S 5/2002 Firer
- D499,806 S 12/2004 Machin et al.
- 7,066,181 B2 6/2006 West
- 7,153,246 B2 12/2006 Koscielny et al.
- 7,608,026 B1 * 10/2009 Nicassio 482/124
- 2007/0135278 A1 6/2007 Grigoriev et al.

* cited by examiner

Primary Examiner—Holly H Baynham

Assistant Examiner—Michelle E Wilson

(74) *Attorney, Agent, or Firm*—Brooks Kushman P.C.

(57) **CLAIM**

The ornamental design for a therapy suit, as shown and described.

DESCRIPTION

FIG. 1 is a front elevational view of the therapy suit;


FIG. 2 is a rear elevational view thereof;

FIG. 3 is a left side elevational view thereof; and,

FIG. 4 is a right side elevational view thereof.

The broken lines are for illustrative purposes only and form no part of the claimed design.

1 Claim, 4 Drawing Sheets



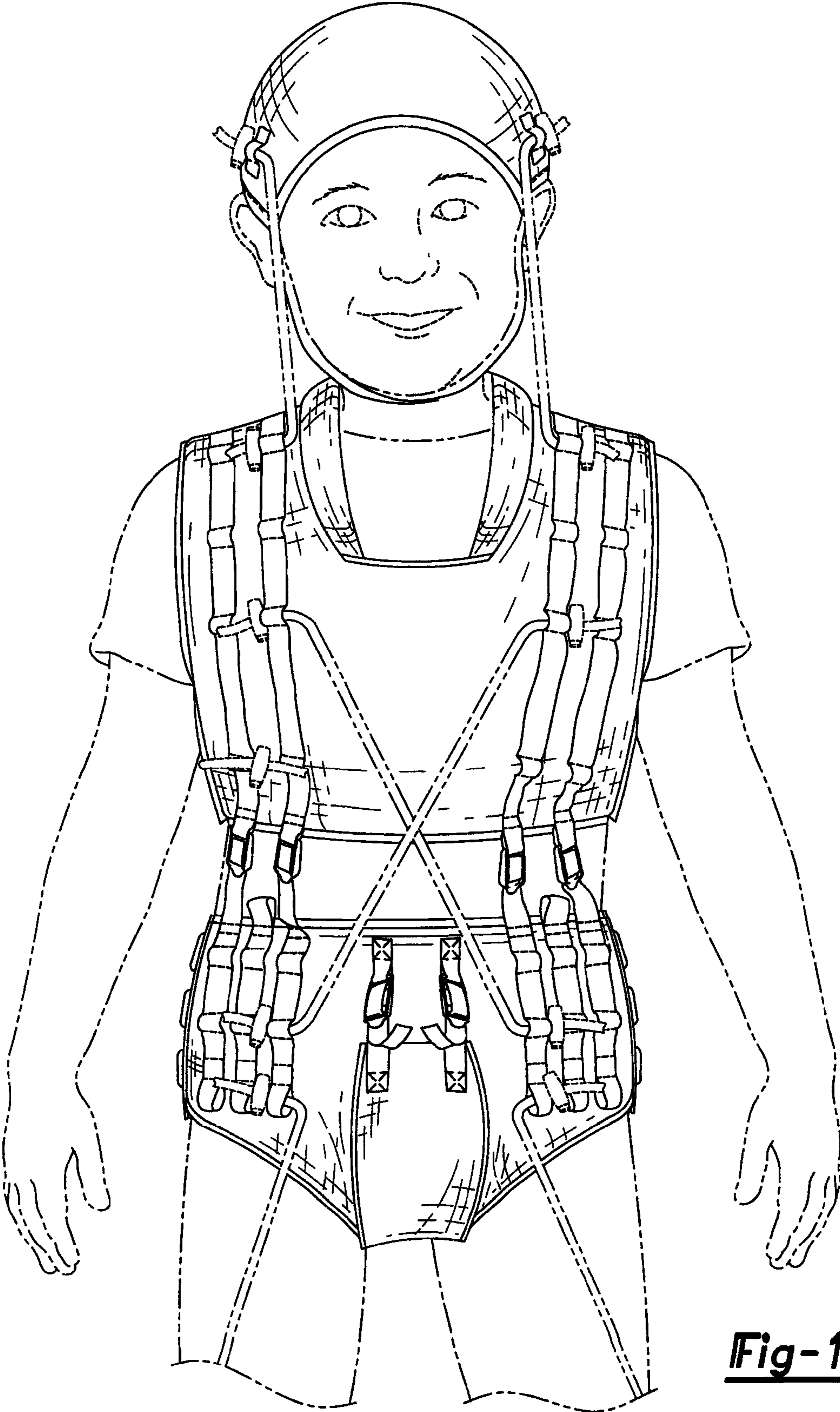


Fig-1

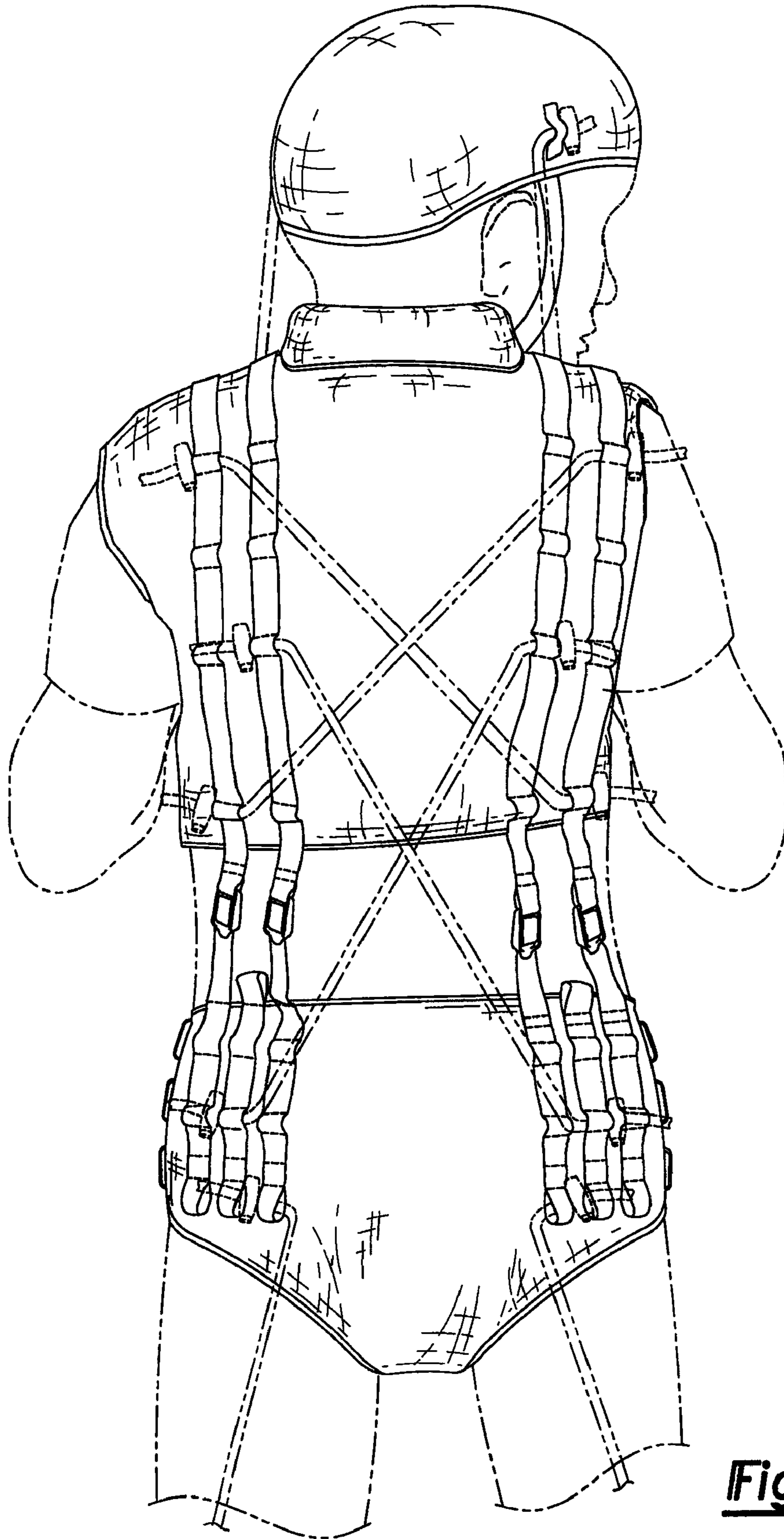


Fig-2

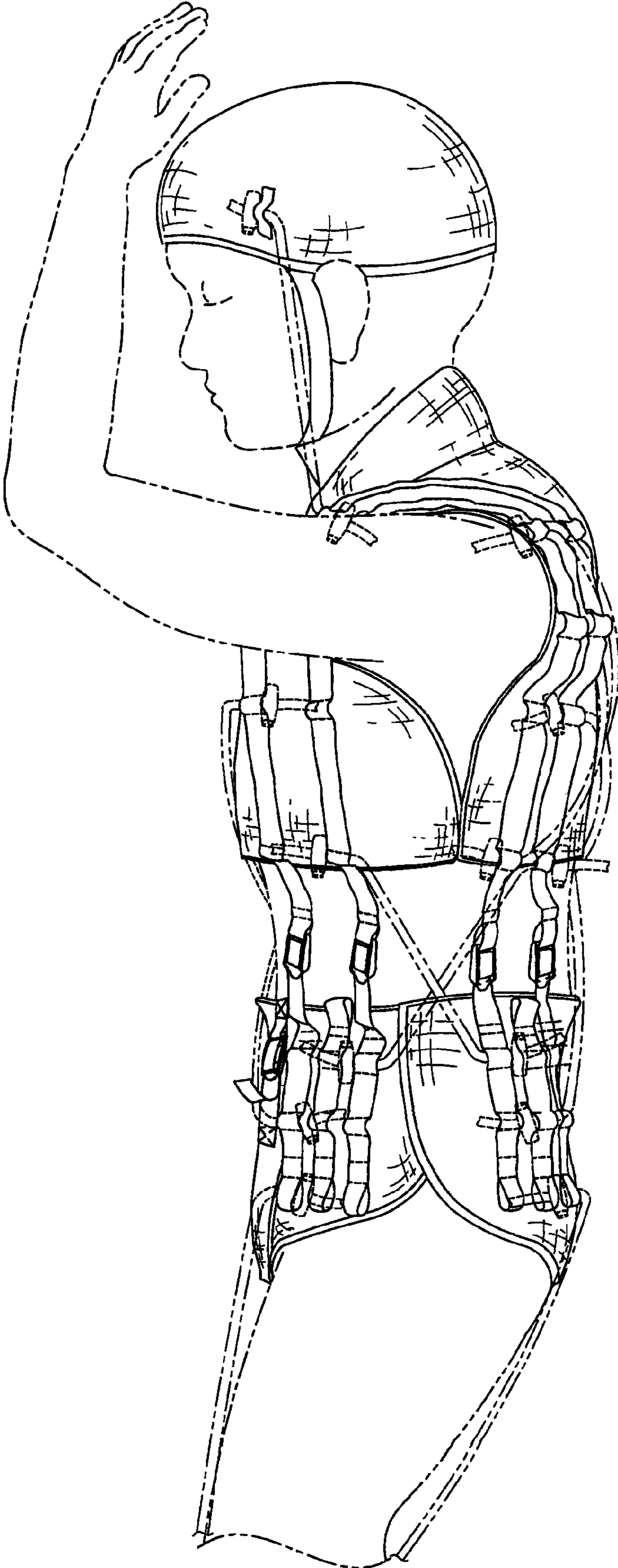


Fig-3

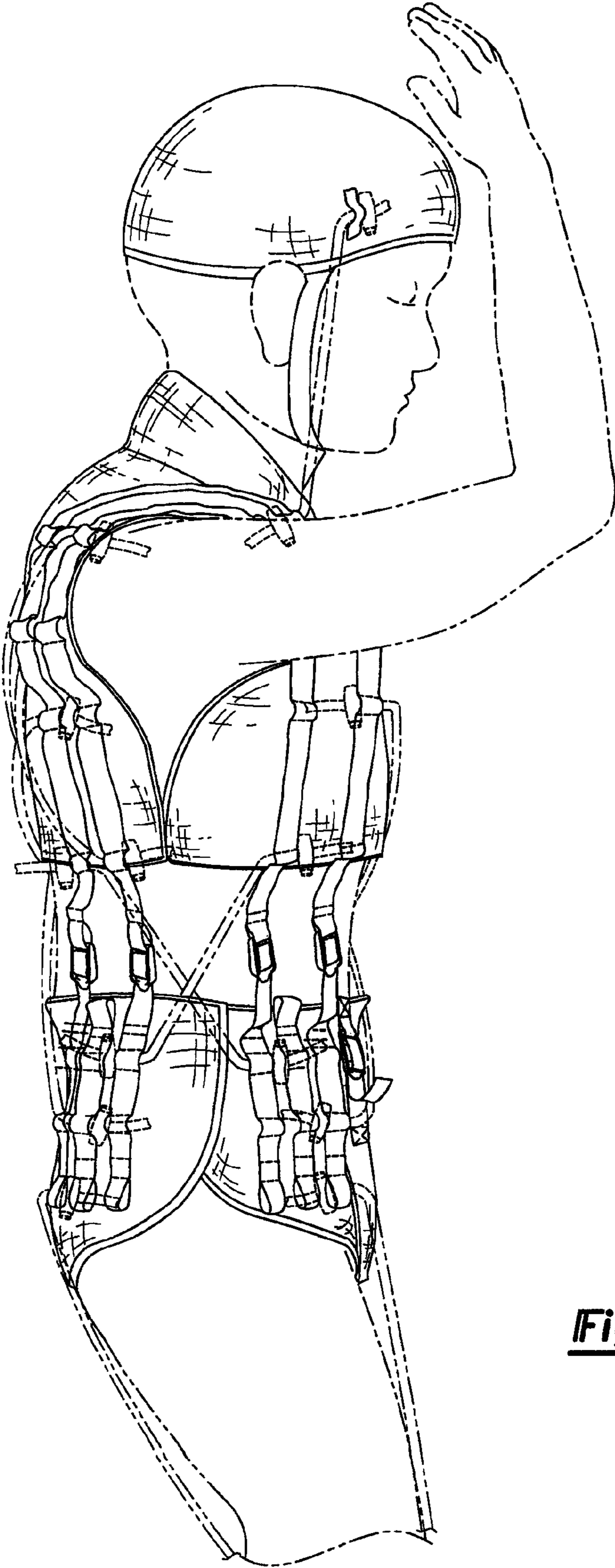


Fig-4