



US00D612044S

(12) **United States Design Patent**  
**Scheibe**

(10) **Patent No.:** **US D612,044 S**  
(45) **Date of Patent:** **\*\* Mar. 16, 2010**

(54) **CATHETER HANDLE**

2009/0171272 A1\* 7/2009 Tegg et al. .... 604/95.04

(75) Inventor: **Grant A. Scheibe**, Loretto, MN (US)

\* cited by examiner

(73) Assignee: **Greatbatch Ltd**, Clarence, NY (US)

*Primary Examiner*—T. Chase Nelson

*Assistant Examiner*—Eric L Goodman

(\*\*) Term: **14 Years**

(74) *Attorney, Agent, or Firm*—Michael F. Scalise

(21) Appl. No.: **29/330,433**

(57) **CLAIM**

(22) Filed: **Jan. 7, 2009**

The ornamental design for a catheter handle, as shown and described.

(51) **LOC (9) Cl.** ..... **24-02**

(52) **U.S. Cl.** ..... **D24/130**

(58) **Field of Classification Search** ..... D24/112,  
D24/130; 604/164.01, 164.05, 165.3, 167,  
604/160, 161, 523, 264, 167.02, 272, 533,  
604/525, 905, 912, 177, 83, 921, 539

See application file for complete search history.

**DESCRIPTION**

FIG. 1 is a perspective view of a catheter handle according to the present invention.

FIG. 2 is a first side, elevational view of the catheter handle for the catheter shown in FIG. 1.

FIG. 3 is a top side, elevational view of the catheter handle for the catheter shown in FIG. 1.

FIG. 4 is a bottom side, elevational view of the catheter handle for the catheter shown in FIG. 1.

FIG. 5 is a first end plan view of the catheter handle shown in FIG. 1; and,

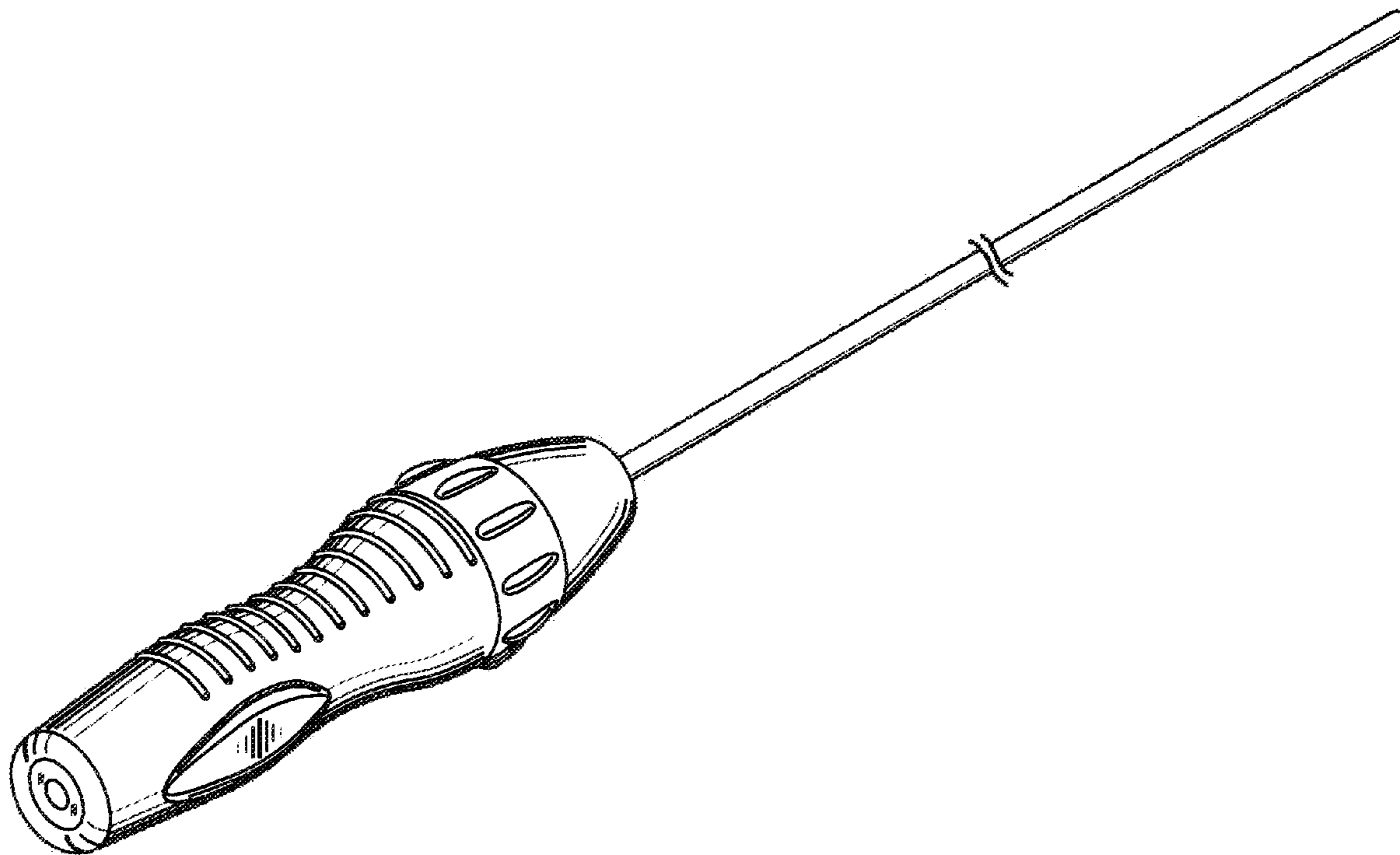
FIG. 6 is a second end plan view of the catheter handle for the catheter shown in FIG. 1.

(56) **References Cited**

U.S. PATENT DOCUMENTS

D345,419	S	*	3/1994	Horrigan et al.	.....	D24/130
D347,473	S	*	5/1994	Nitzsche	.....	D24/112
5,322,514	A	*	6/1994	Steube et al.	.....	604/177
D384,743	S	*	10/1997	Chia	.....	D24/133
D393,318	S	*	4/1998	Wolter	.....	D24/133
D405,881	S	*	2/1999	Snoke et al.	.....	D24/112
D550,356	S	*	9/2007	Anderson et al.	.....	D24/133
2006/0015075	A1	*	1/2006	Blanco et al.	.....	604/264

**1 Claim, 6 Drawing Sheets**



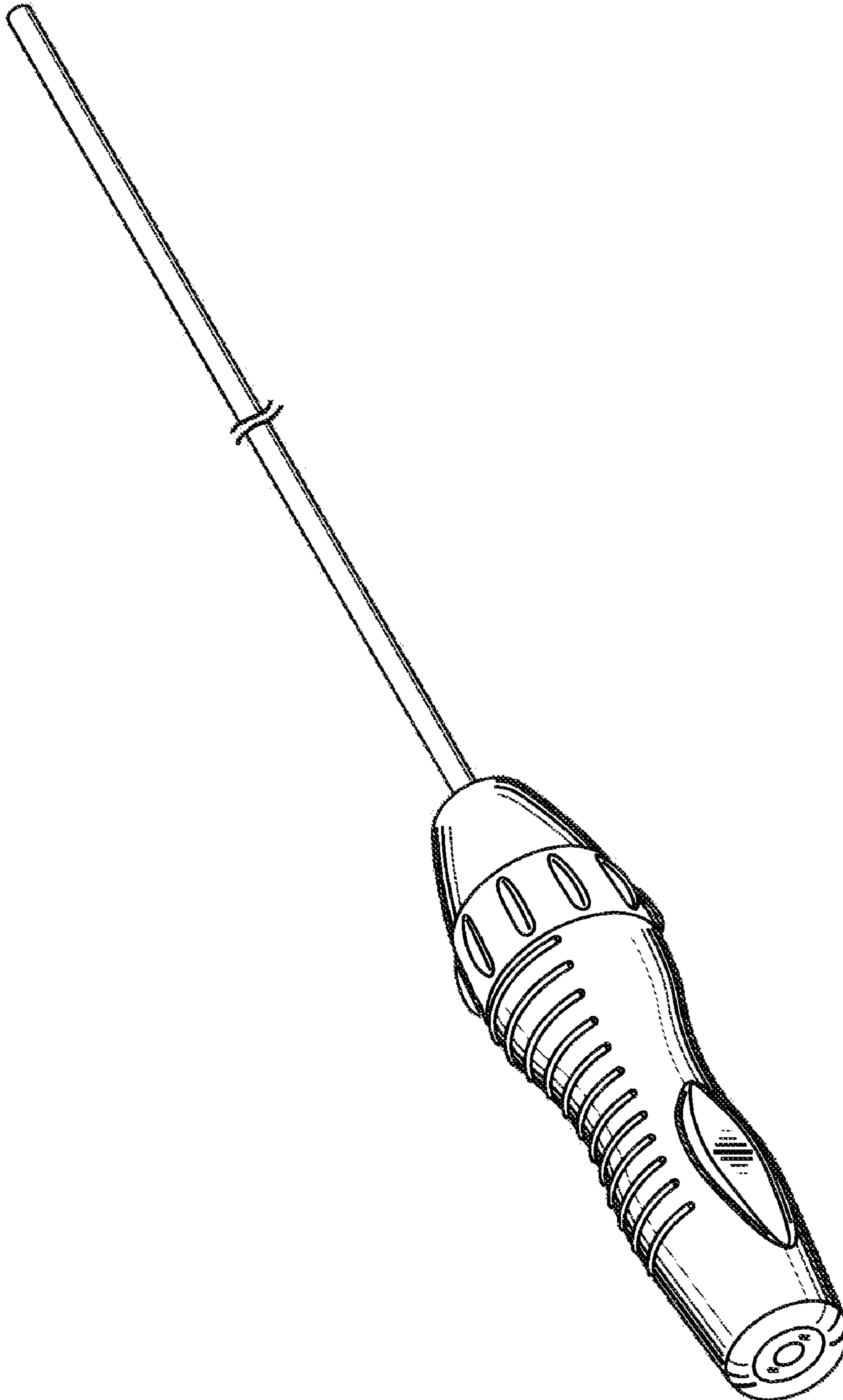


FIG. 1

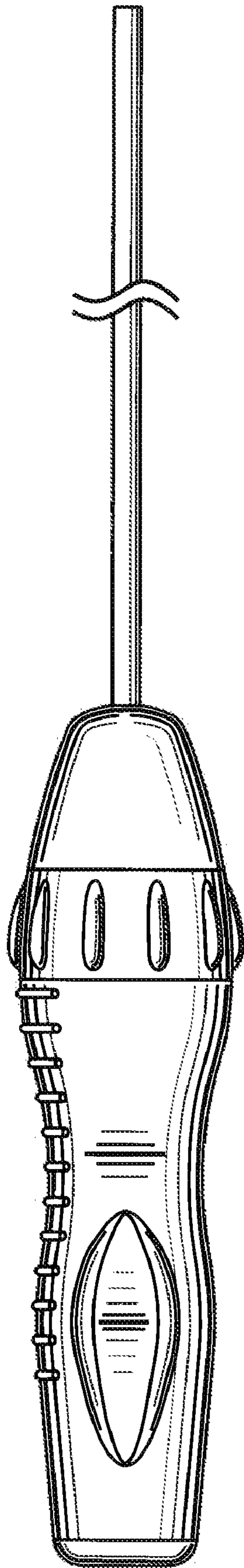


FIG. 2

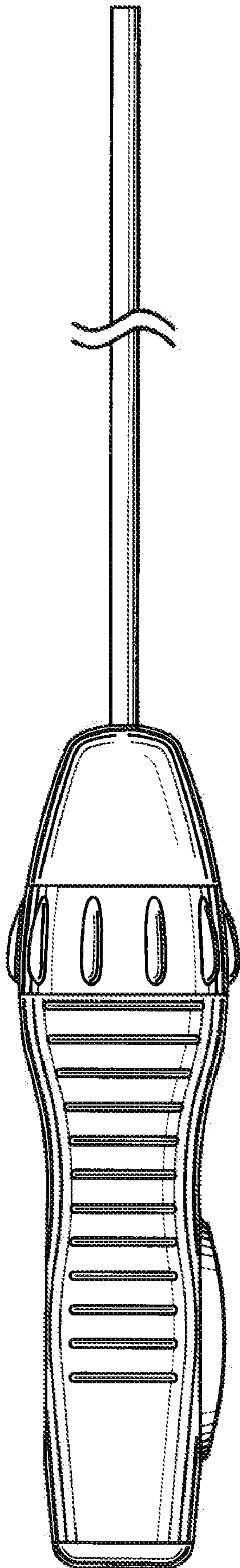


FIG. 3

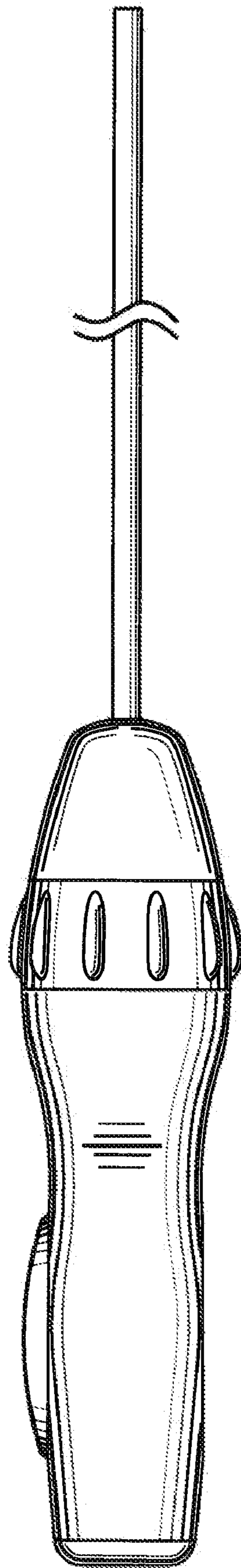


FIG. 4



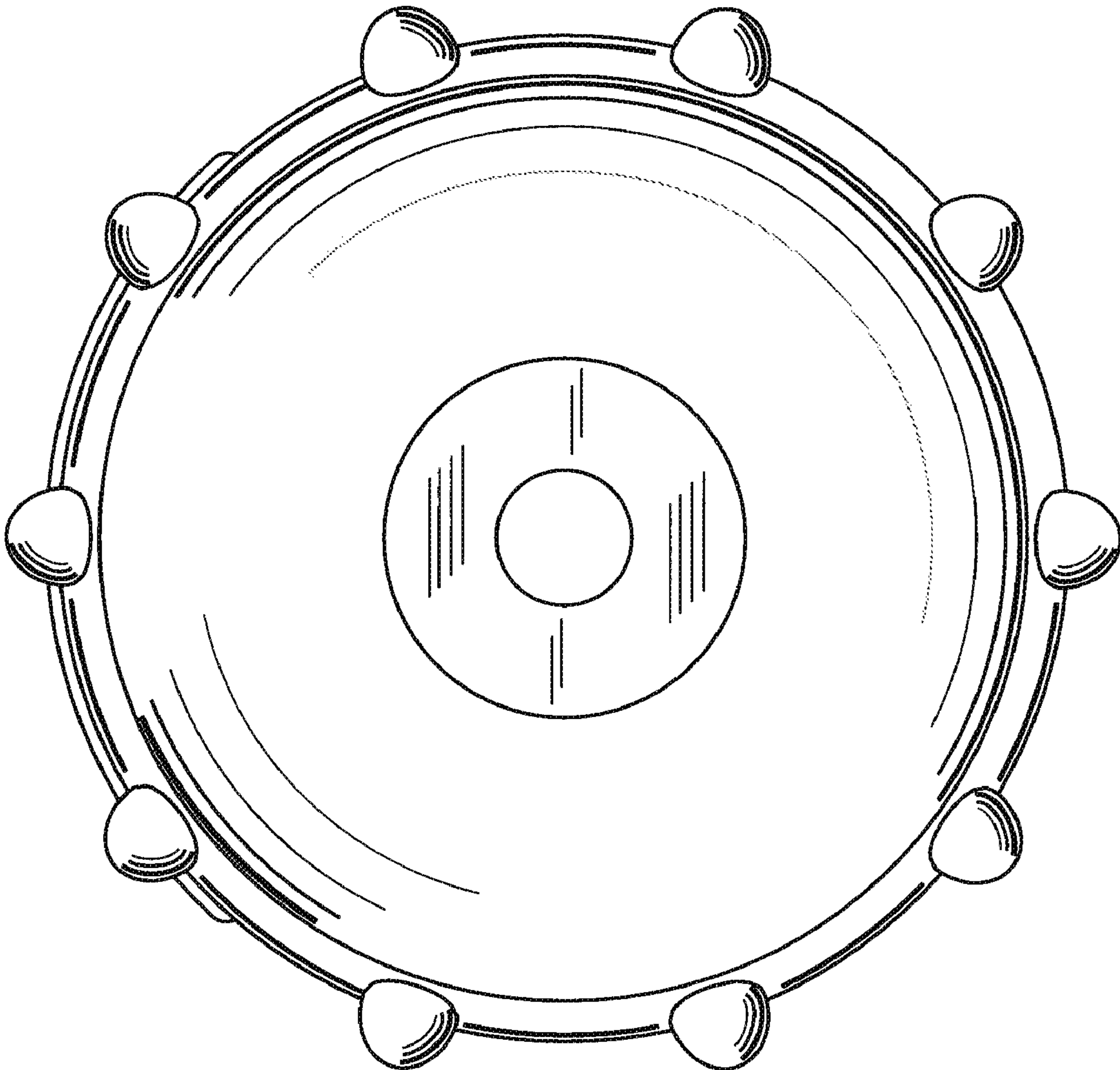


FIG. 5

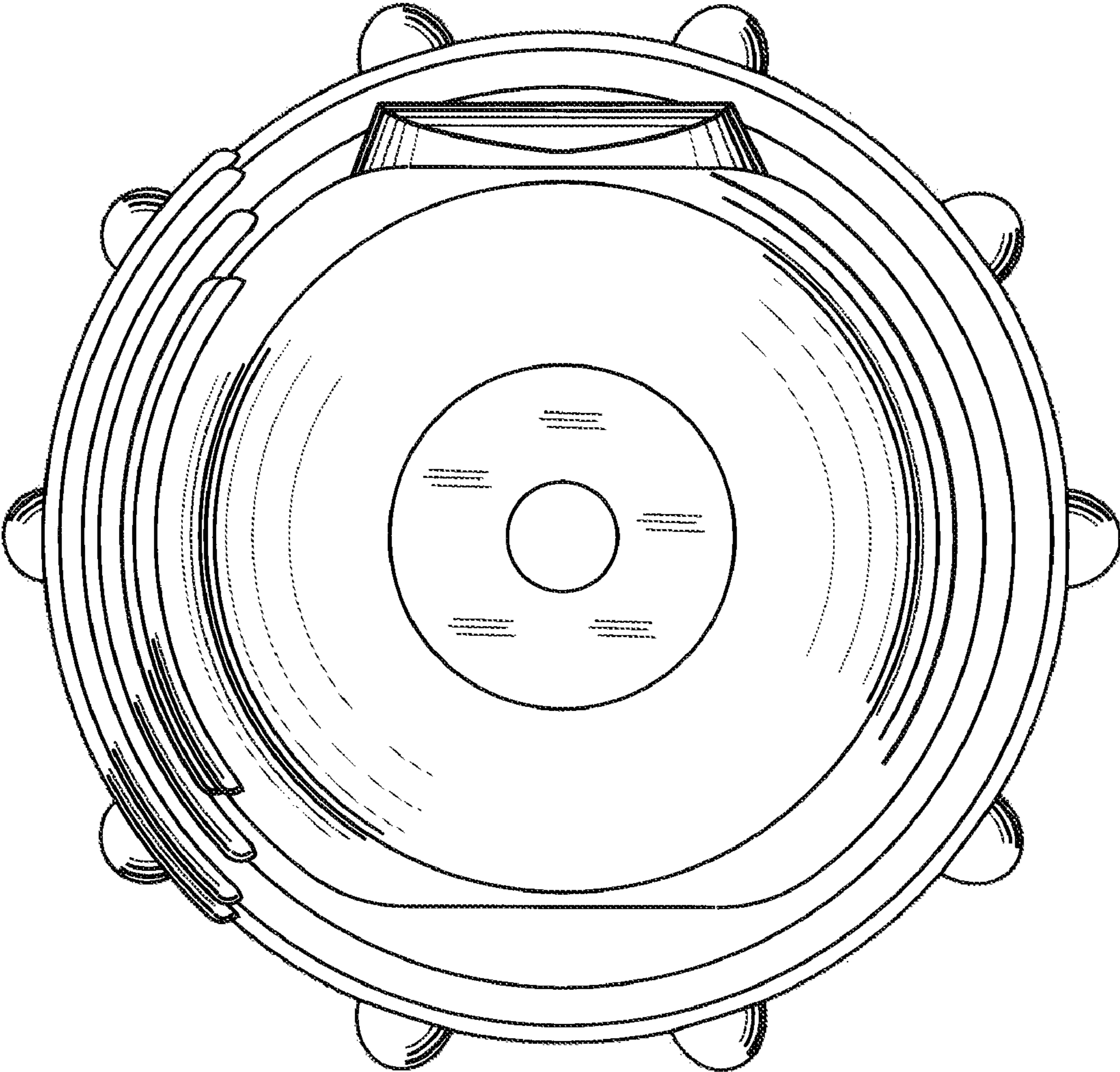


FIG. 6