



US00D612032S

(12) **United States Design Patent**
Gildersleeve et al.

(10) **Patent No.:** **US D612,032 S**
(45) **Date of Patent:** **** Mar. 16, 2010**

(54) **ENCLOSURE OF AN EVAPORATIVE COOLER**

(75) Inventors: **Paul Gildersleeve**, Scottsdale, AZ (US);
Mario Luna, Phoenix, AZ (US); **Yun Seok Kim**, Chandler, AZ (US); **Jace Noel Green**, Mesa, AZ (US)

(73) Assignee: **Champion Cooler Corporation**, Little Rock, AR (US)

(**) Term: **14 Years**

(21) Appl. No.: **29/343,559**

(22) Filed: **Sep. 15, 2009**

Related U.S. Application Data

(62) Division of application No. 29/304,140, filed on Feb. 26, 2008, now Pat. No. Des. 602,576.

(51) **LOC (9) Cl.** **23-04**

(52) **U.S. Cl.** **D23/333**

(58) **Field of Classification Search** D6/314,
D6/317, 332-333, 351; 312/236; 62/259.1,
62/259.3, 259.4, 262-263, 304, 401, 515-516;
454/330-331, 349-350, 354

See application file for complete search history.

(56) **References Cited**

U.S. PATENT DOCUMENTS

D188,357 S * 7/1960 Klotz, Jr. D23/333
D416,993 S * 11/1999 Dong et al. D23/333
D419,230 S * 1/2000 Ciccone D23/333

D448,070 S * 9/2001 De' Longhi D23/333
D503,221 S * 3/2005 Miller et al. D23/333
D505,193 S * 5/2005 Hale D23/333
D549,307 S * 8/2007 Chiu D23/333
D549,308 S * 8/2007 Chiu D23/333
D566,819 S * 4/2008 Chiu D23/333
D575,857 S * 8/2008 Chiu D23/333

* cited by examiner

Primary Examiner—Brian N Vinson

(74) *Attorney, Agent, or Firm*—RatnerPrestia

(57) **CLAIM**

The ornamental design of an enclosure of an evaporative cooler, as shown and described.

DESCRIPTION

FIG. 1 is a top, front, and right side perspective view of an enclosure of an evaporative cooler showing my new design;

FIG. 2 is a front elevation view thereof;

FIG. 3 is a right side elevation view thereof, the left side being a mirror image of that shown;


FIG. 4 is a rear elevation view thereof;

FIG. 5 is a top plan view thereof; and,

FIG. 6 is a bottom plan view thereof.

The broken-line disclosure of the evaporative cooler in FIGS. 1-6 is shown for illustrative purposes only and forms no part of the claimed design. The broken-line boundary depicted in FIGS. 1, 3 and 4 delineates the unclaimed region of the evaporative cooler enclosure from the claimed region of the evaporative cooler enclosure.

1 Claim, 6 Drawing Sheets



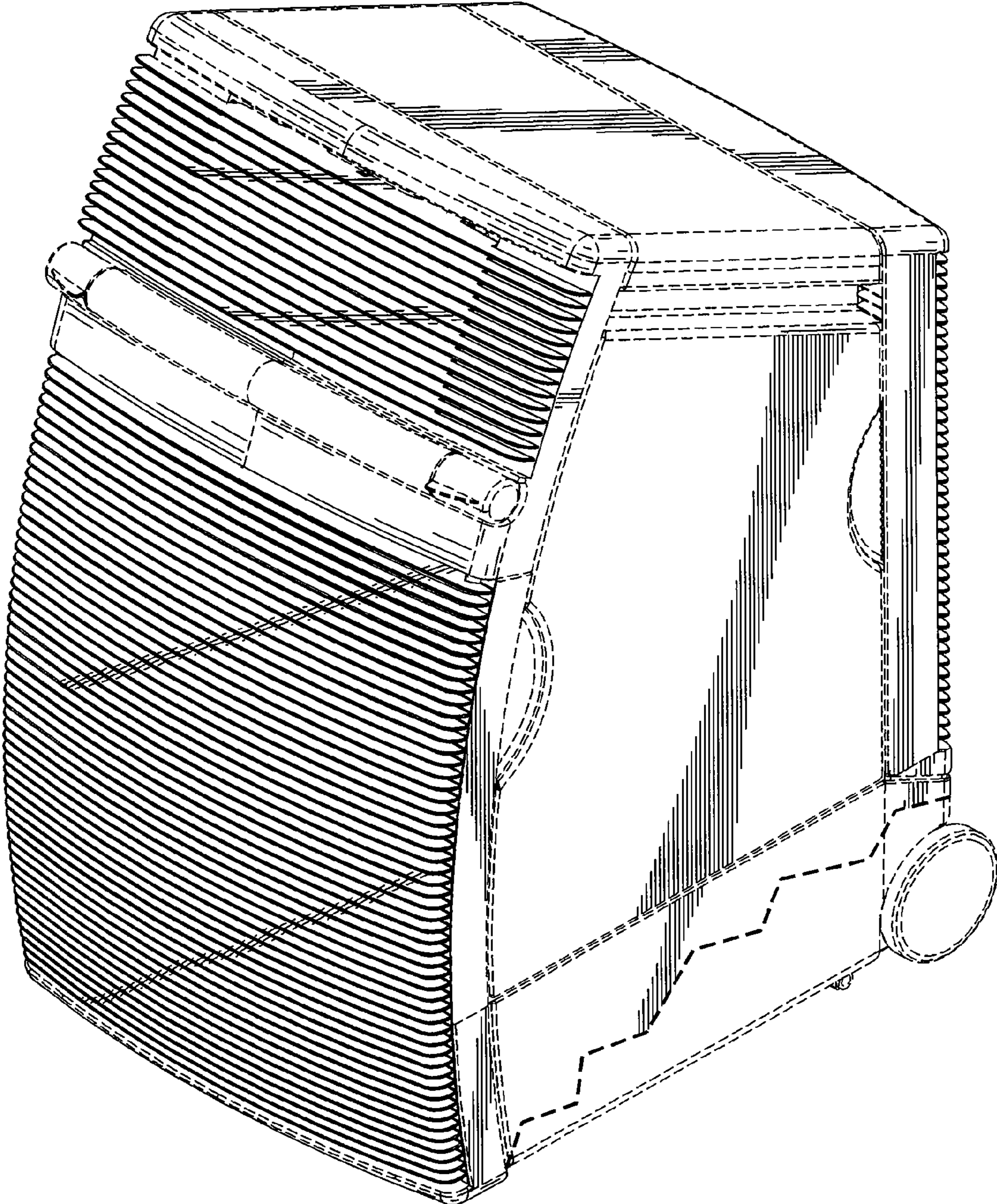


FIG. 1




FIG. 2

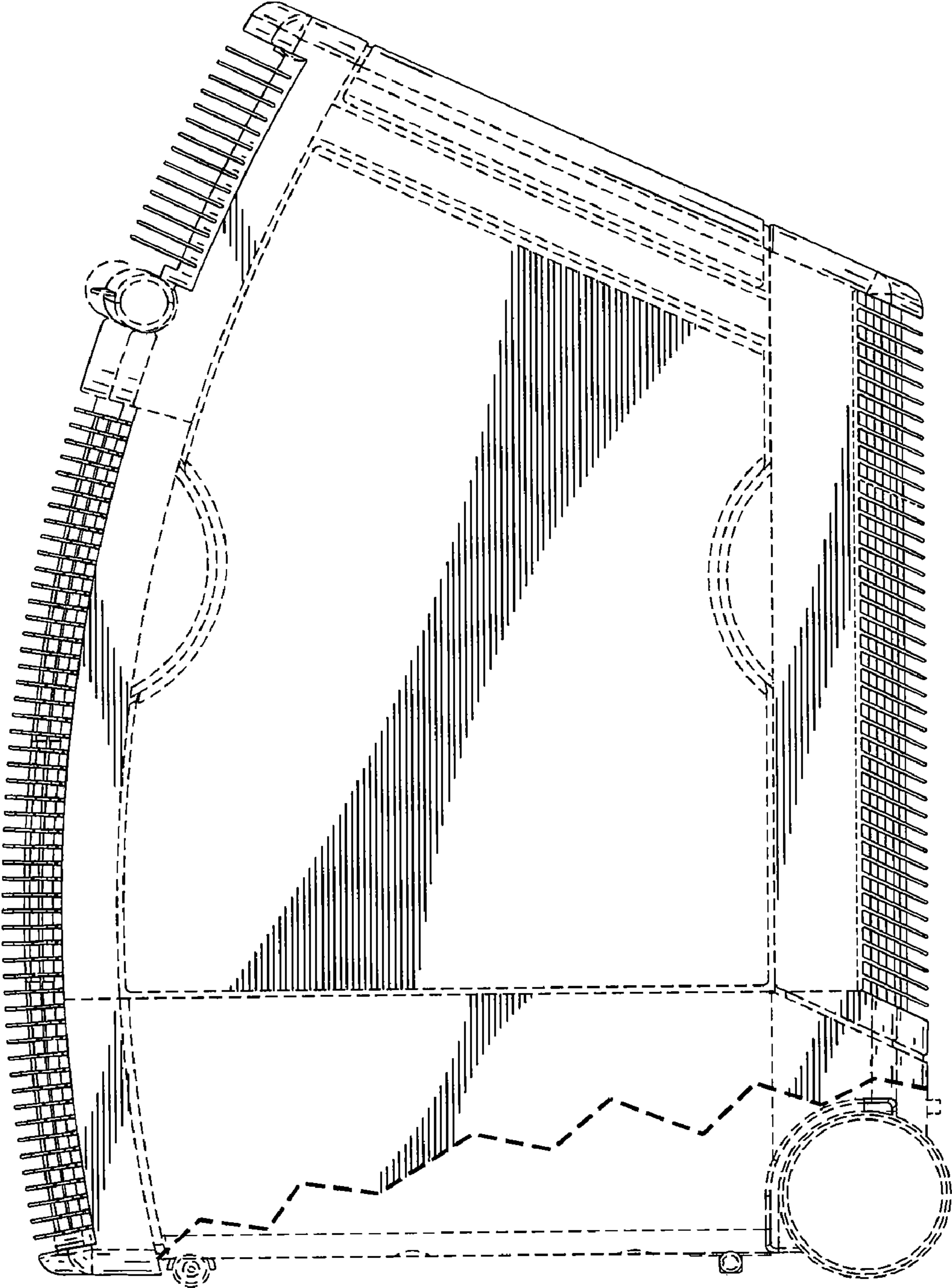


FIG. 3

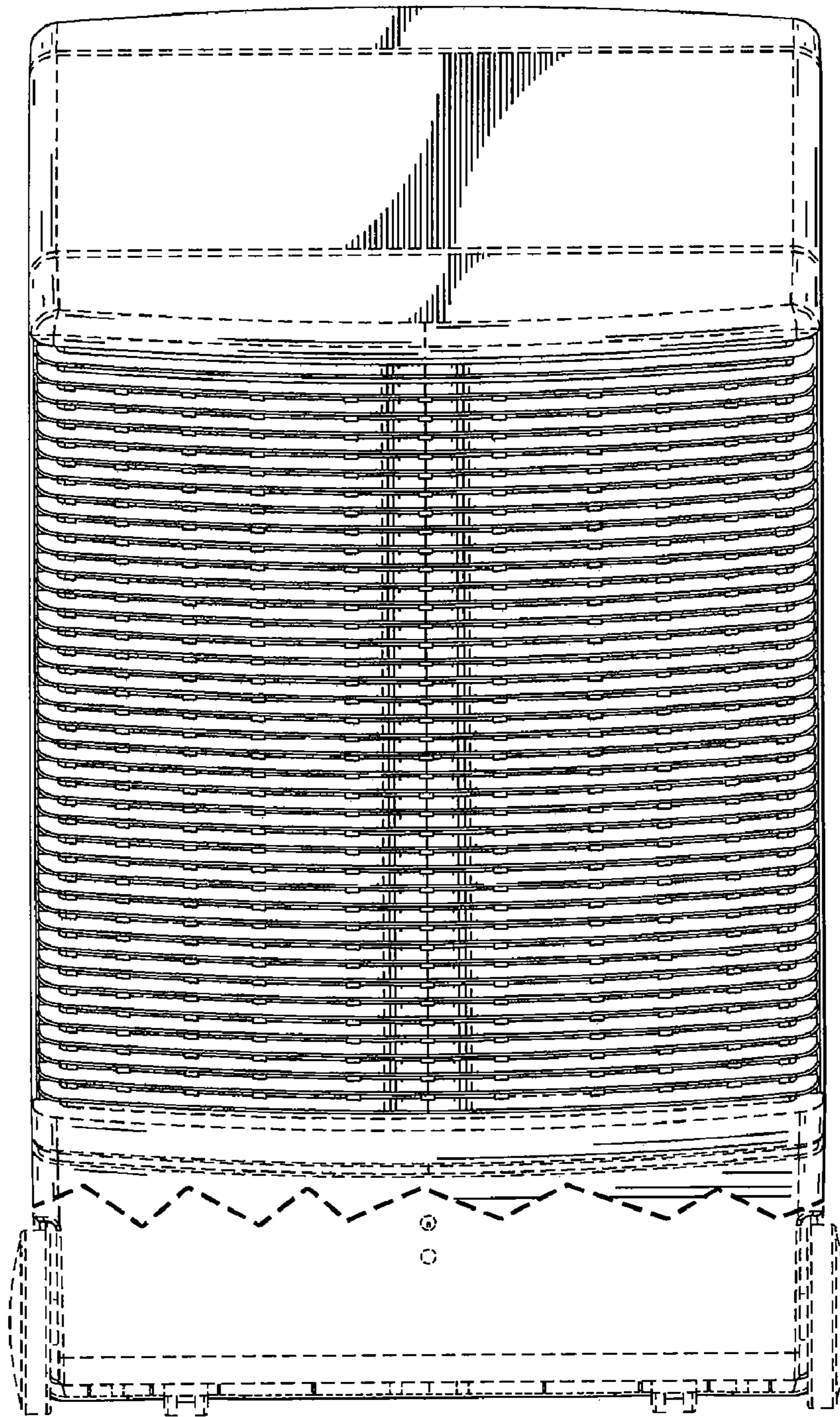


FIG. 4

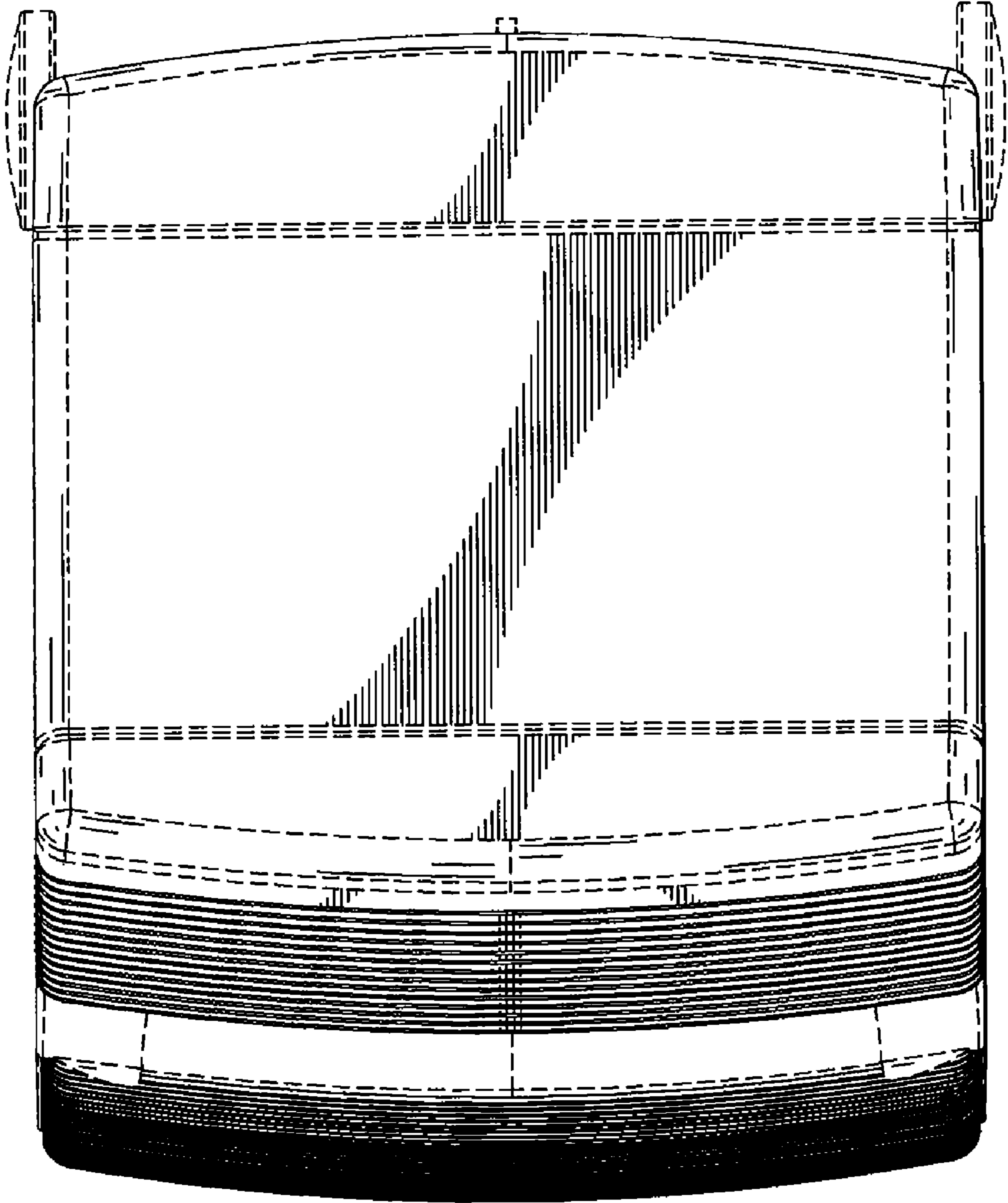


FIG. 5

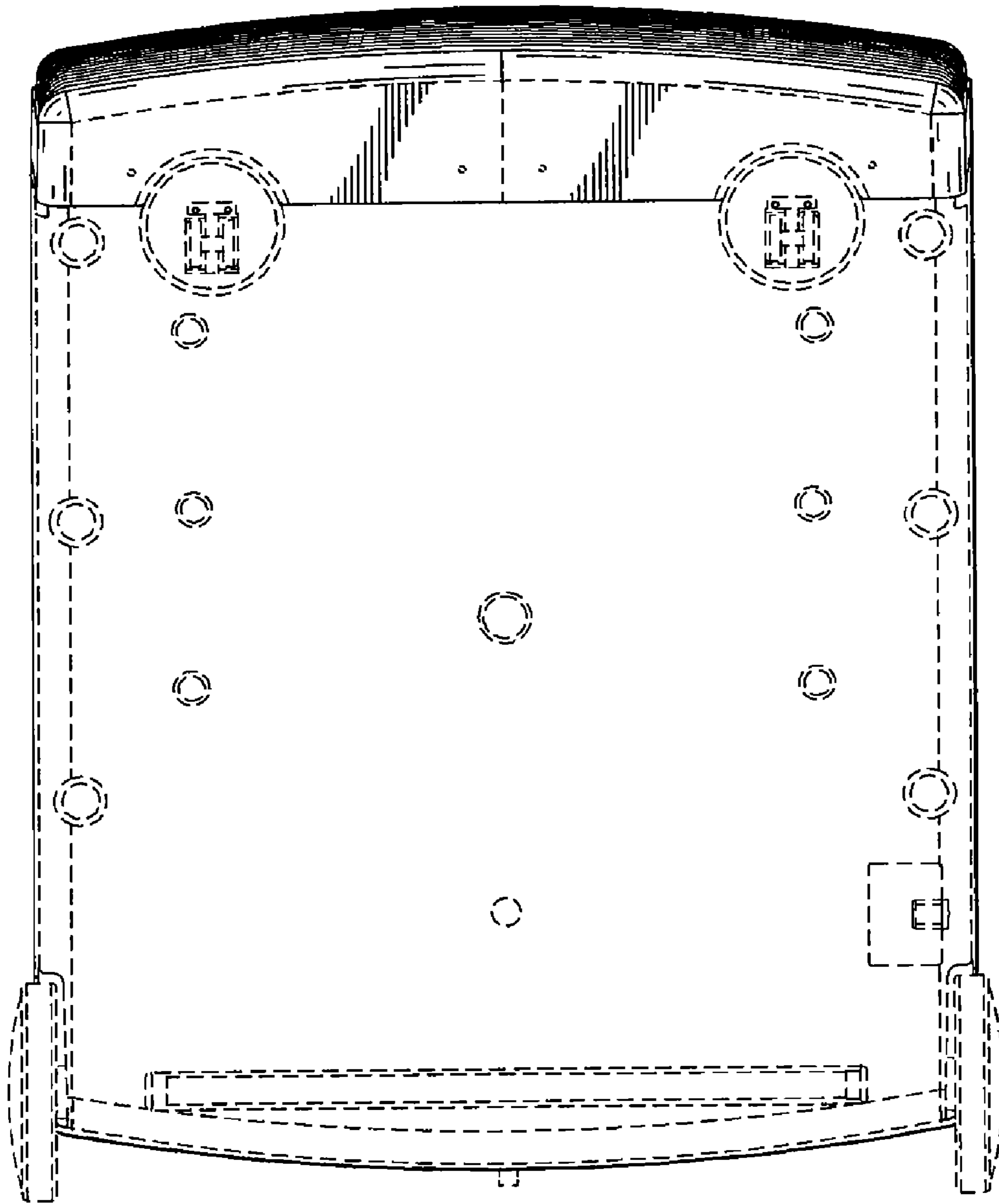


FIG. 6