



US00D612011S

(12) **United States Design Patent**
Cummings et al.

(10) **Patent No.:** **US D612,011 S**
(45) **Date of Patent:** **** Mar. 16, 2010**

(54) **SHOWERHEAD UNIT**

D527,792 S * 9/2006 Hoernig D23/228
D584,379 S * 1/2009 Kulig D23/213

(75) Inventors: **Stephen John Cummings**, Newport (AU); **David Giorgio**, Five Dock (AU)

* cited by examiner

(73) Assignee: **Caroma Industries Limited**, Brisbane (AU)

Primary Examiner—Robin V Webster
(74) *Attorney, Agent, or Firm*—Dascenzo Intellectual Property Law, P.C.

(**) Term: **14 Years**

(21) Appl. No.: **29/328,316**

(57) **CLAIM**

(22) Filed: **Nov. 21, 2008**

We claim the ornamental design for a showerhead unit, as shown and described.

(30) **Foreign Application Priority Data**

May 28, 2008 (AU) 12593/2008
Nov. 12, 2008 (AU) 15342/2008

DESCRIPTION

(51) **LOC (9) Cl.** **23-01**

FIG. 1 is an isometric bottom view showing an embodiment of the new design.

(52) **U.S. Cl.** **D23/228; D23/304**

FIG. 2 is an isometric top view of the embodiment of FIG. 1.

(58) **Field of Classification Search** D23/213,
D23/223, 229–230, 228, 303, 304; 4/615,
4/570, 596, 597; 239/282–283, 394

FIG. 3 is a front view of the embodiment of FIG. 1.

FIG. 4 is a rear view of the embodiment of FIG. 1.

See application file for complete search history.

FIG. 5 is a right side view of the embodiment of FIG. 1.

FIG. 6 is a left side view of the embodiment of FIG. 1.

(56) **References Cited**

U.S. PATENT DOCUMENTS

D384,129 S * 9/1997 Neufeld et al. D23/213
D453,550 S * 2/2002 Lobermeier D23/228

FIG. 7 is a top view of the embodiment of FIG. 1; and,

FIG. 8 is a bottom view of the embodiment of FIG. 1.

1 Claim, 2 Drawing Sheets




Fig. 1

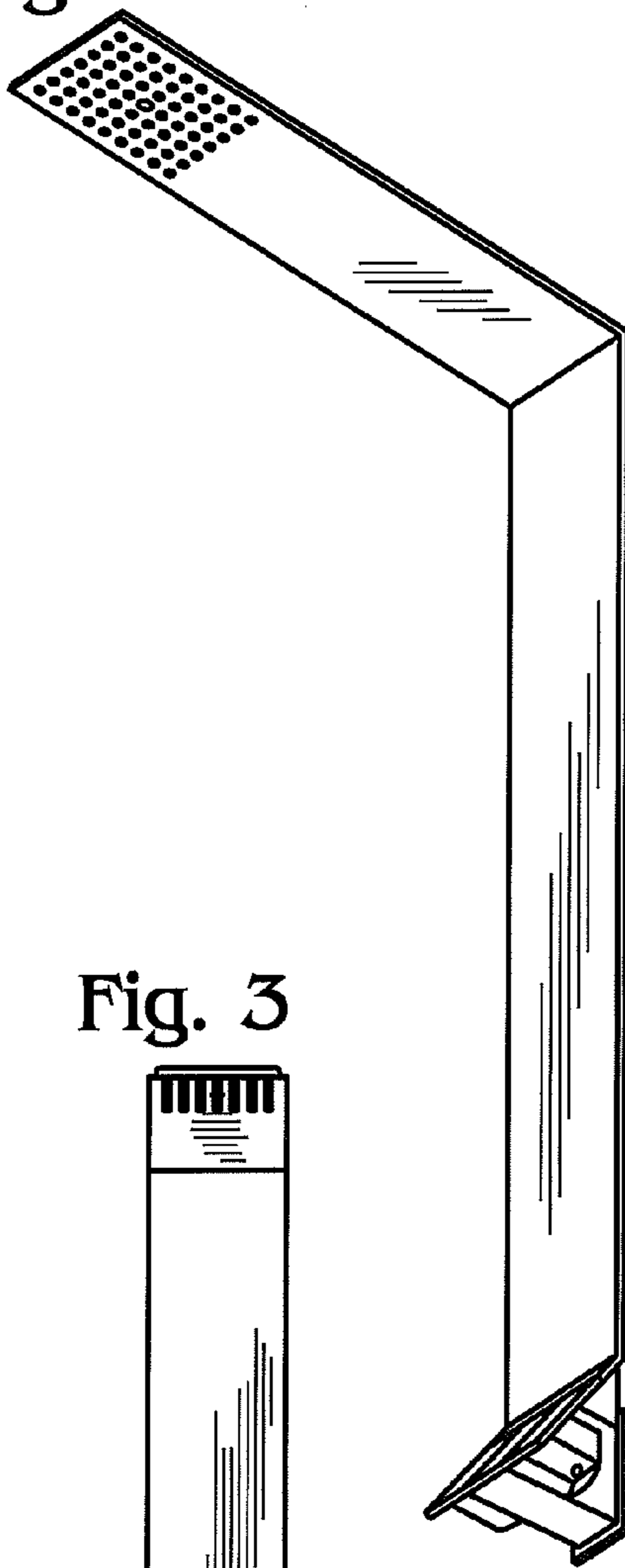


Fig. 2

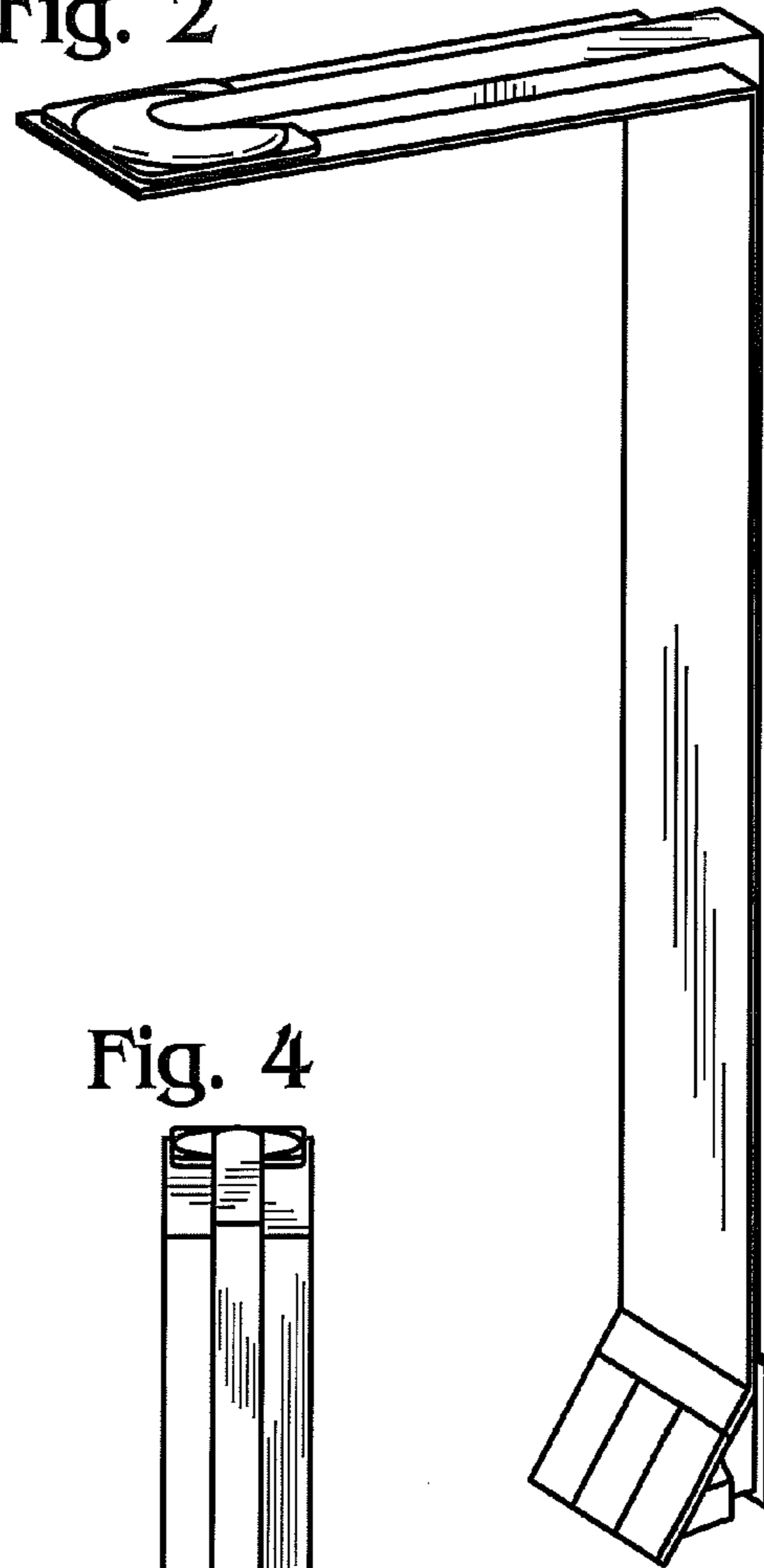


Fig. 3

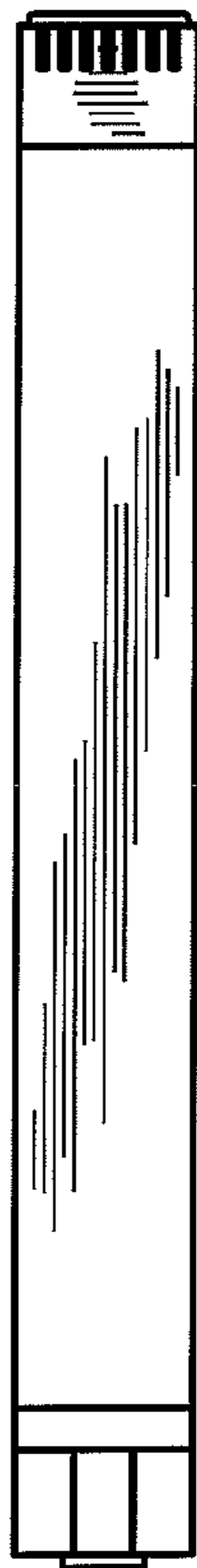


Fig. 4



Fig. 5

Fig. 6

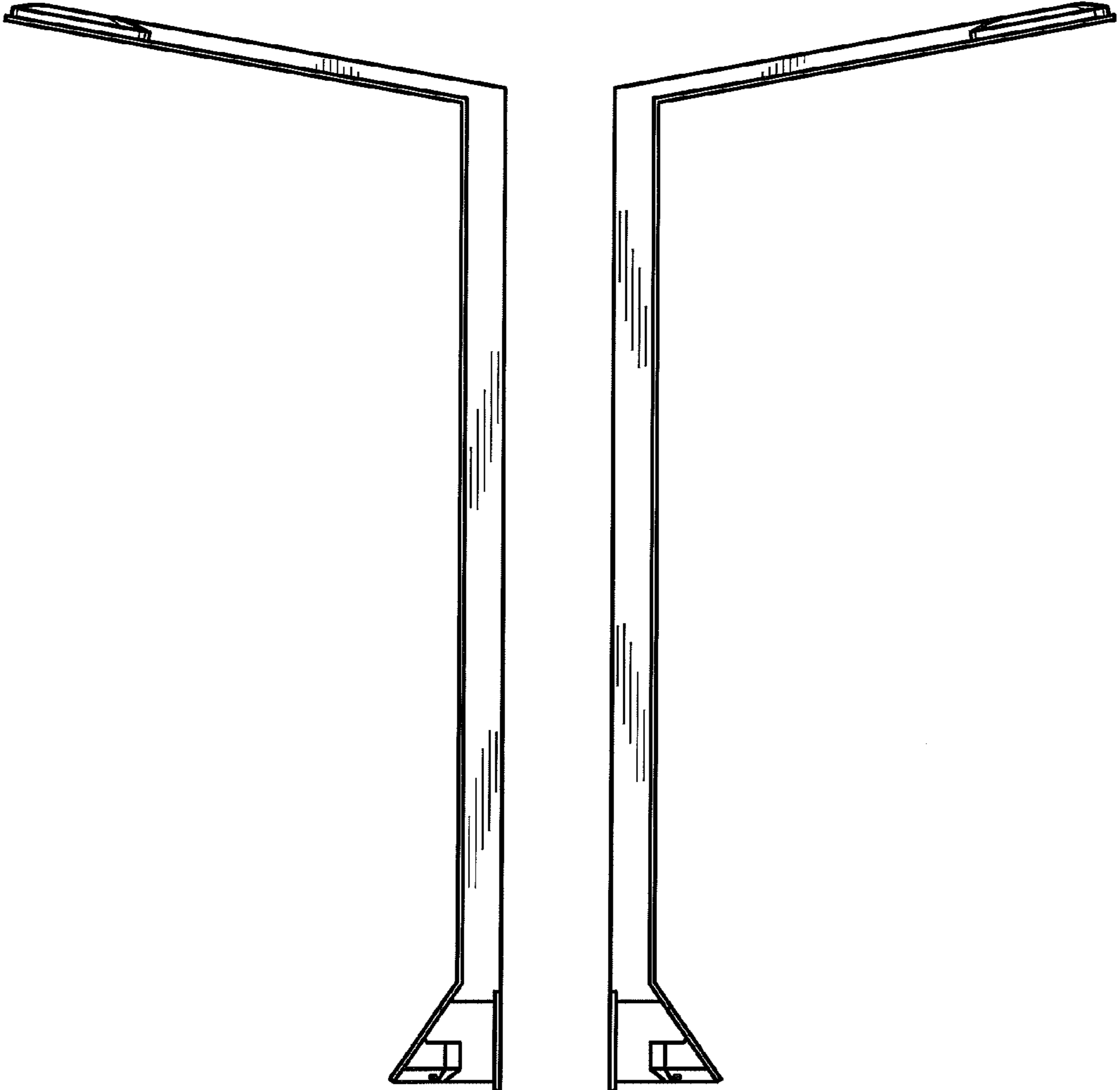


Fig. 7

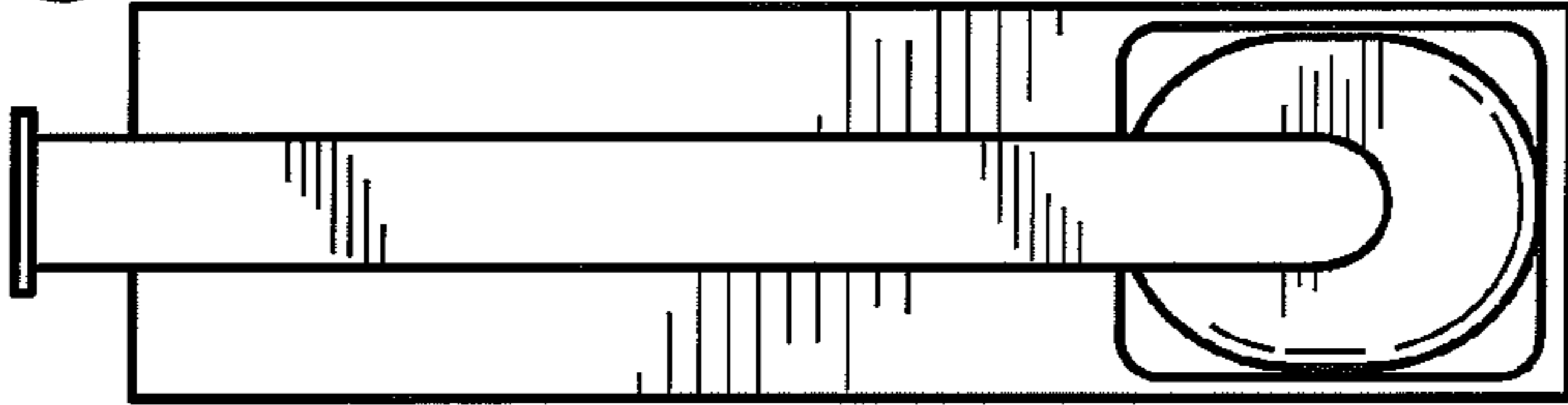


Fig. 8

