



US00D611990S

(12) **United States Design Patent**
Badinger

(10) **Patent No.:** **US D611,990 S**
(45) **Date of Patent:** **** Mar. 16, 2010**

(54) **MESSAGE SLATE IN FRAME**
(76) **Inventor:** **Cynthia Badinger**, 940 Royal St., New Orleans, LA (US) 70116

6,962,016 B1 * 11/2005 Meyer 40/757
6,981,682 B2 * 1/2006 Kind 248/444
D532,207 S * 11/2006 Snell D6/300
7,264,477 B1 * 9/2007 Hagan 434/408
7,386,951 B2 * 6/2008 Bartholomew 40/727

(**) **Term:** **14 Years**

(Continued)

(21) **Appl. No.:** **29/329,471**

Primary Examiner—Elizabeth A Albert
(74) *Attorney, Agent, or Firm*—Garvey, Smith, Nehrass & North, L.L.C.; Gregory C. Smith

(22) **Filed:** **Dec. 16, 2008**

(51) **LOC (9) Cl.** **19-06**
(52) **U.S. Cl.** **D19/52**
(58) **Field of Classification Search** D6/300–312,
D6/419, 420; D14/125, 371; D19/52, 88;
D20/10, 39–42; 248/441.1, 444.1, 450, 455,
248/465; 434/408, 409, 415, 417, 421, 422,
434/423, 428; D21/469
See application file for complete search history.

(57) **CLAIM**

The ornamental design for a message slate in frame, as shown and described.

DESCRIPTION


FIG. 1 is a perspective view of a message slate in frame showing a first embodiment of my new design;
FIG. 2 is a perspective view of a message slate in frame showing a second embodiment of my new design;
FIG. 3 is a front view of the message slate in frame showing my new design in FIG. 1 thereof;
FIG. 4 is a front view of the message slate in frame showing my new design in FIG. 2 thereof;
FIG. 5 is a rear view of the message slate in frame shown in FIGS. 1 and 2 thereof;
FIG. 6 is a underside view of the message slate in frame shown in FIGS. 1 and 2 thereof;
FIG. 7 is a top view of the message slate in frame shown in FIGS. 1 and 2 thereof;
FIG. 8 is a right side view of the message slate in frame shown in FIGS. 1 and 2 thereof; and,
FIG. 9 is a left side view of the message slate in frame shown in FIGS. 1 and 2 thereof.

(56) **References Cited**

U.S. PATENT DOCUMENTS

86,177 A * 1/1869 Niles 434/422
177,589 A * 5/1876 Thomas 434/415
990,067 A * 4/1911 Scott 434/417
D174,188 S * 3/1955 Martin D19/52
2,791,051 A * 5/1957 Scheyer 40/763
D185,295 S * 5/1959 Marano D19/78
D206,217 S * 11/1966 Howell D6/300
D254,643 S * 4/1980 Ashenfarb D6/308
4,255,873 A * 3/1981 Eberle 434/82
D270,067 S * 8/1983 Ackeret D6/308
D289,233 S * 4/1987 Cadman D6/314
D354,872 S * 1/1995 Dix D6/552
D369,049 S * 4/1996 Scaglione D6/526
D388,077 S * 12/1997 Starck D14/126
D398,066 S * 9/1998 Noel D26/56
D405,961 S * 2/1999 Stangl et al. D6/300
D436,128 S * 1/2001 Keglmaier D19/52
D483,747 S * 12/2003 Berube D14/141.3

1 Claim, 6 Drawing Sheets



US D611,990 S

Page 2

U.S. PATENT DOCUMENTS	2008/0149801 A1*	6/2008	Wood	248/450
D572,024 S *	7/2008	Shapiro	D6/301	
D597,764 S *	8/2009	Topcuoglu	D6/449	* cited by examiner




FIG. 1




FIG. 2




FIG. 3




FIG. 4

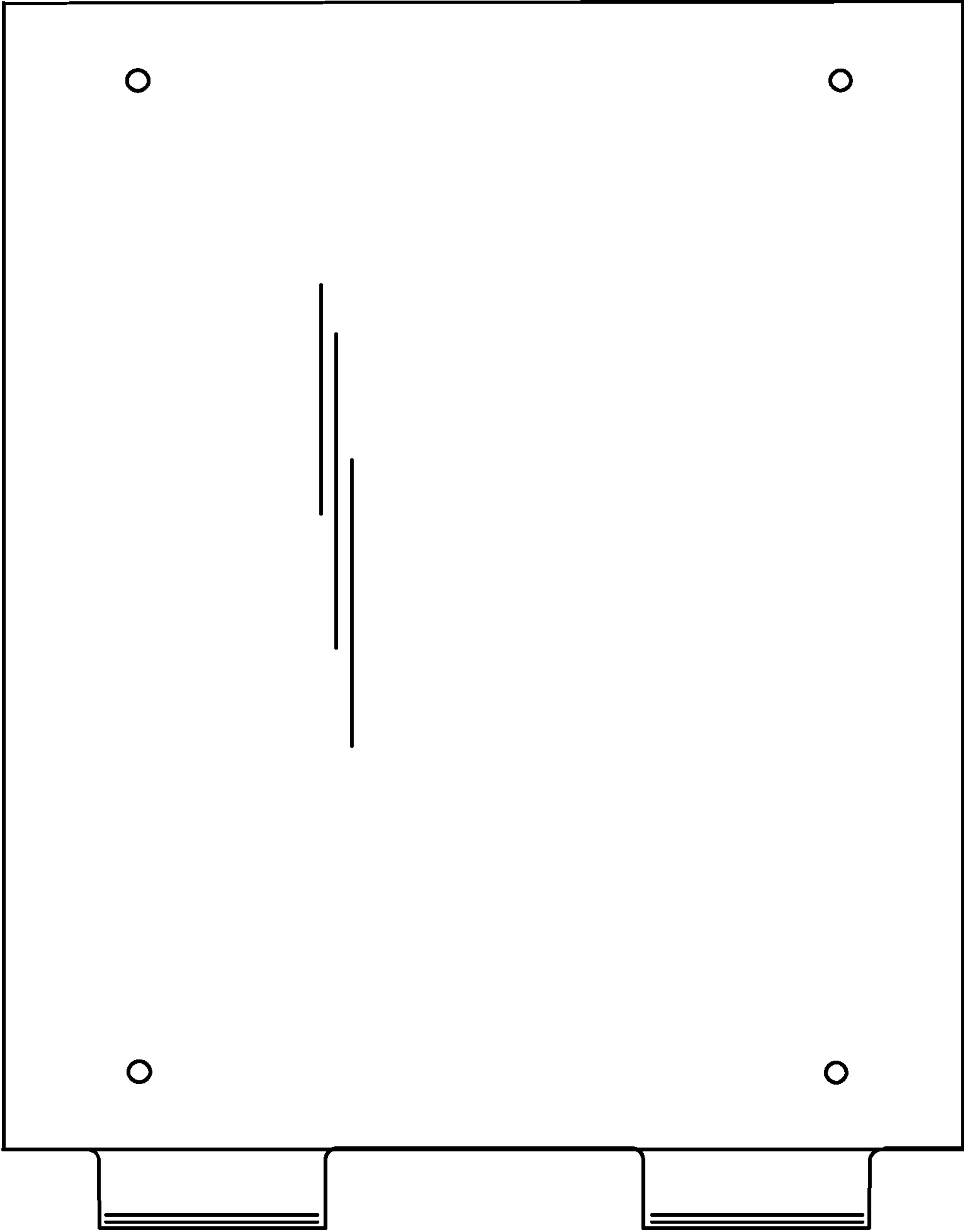


FIG. 5

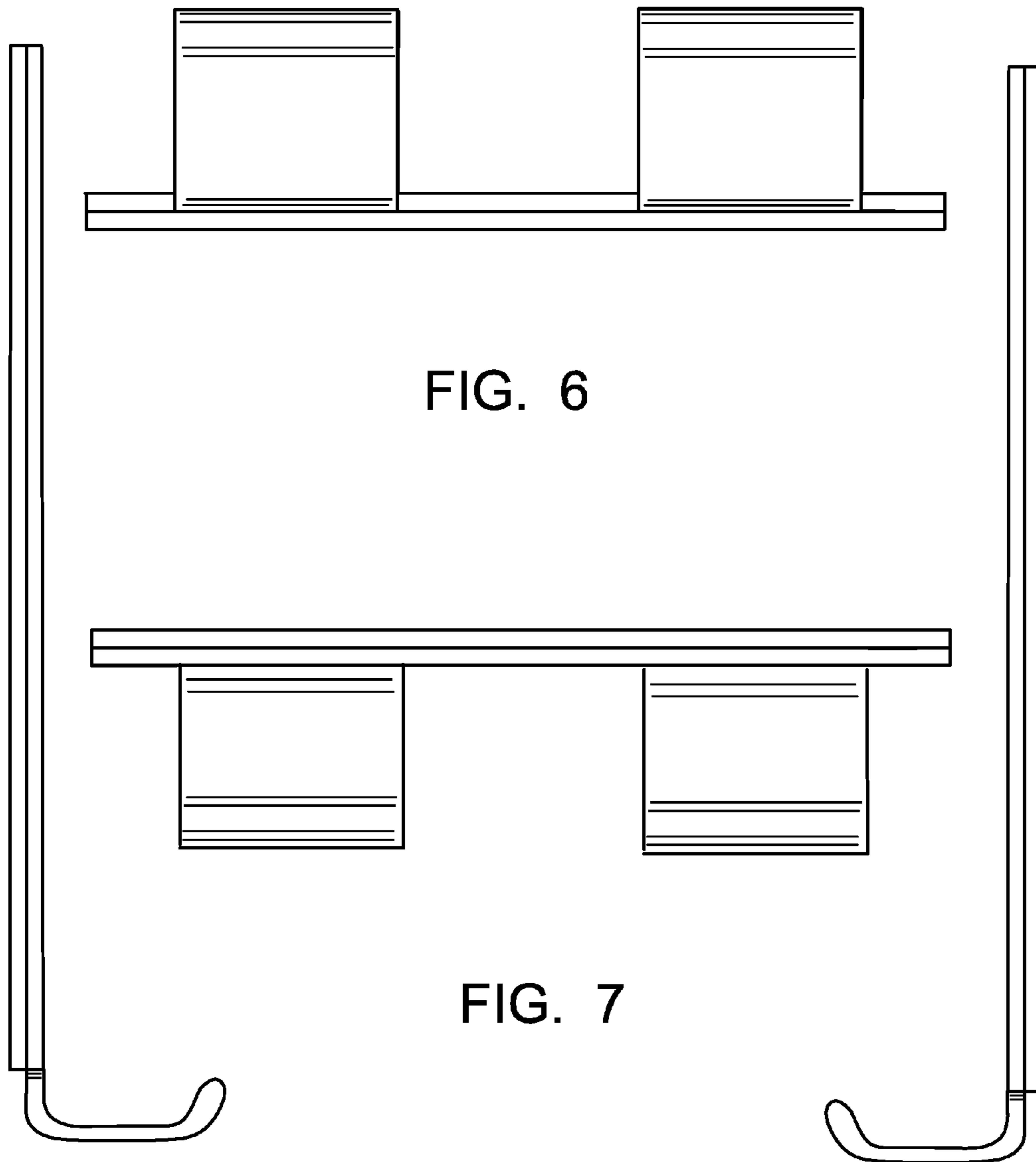


FIG. 6

FIG. 7

FIG. 8

FIG. 9