



US00D611968S

(12) **United States Design Patent**
Ettlin

(10) **Patent No.:** **US D611,968 S**

(45) **Date of Patent:** **** *Mar. 16, 2010**

(54) **MIXER HAVING A COLORED COUPLING PORTION**

(75) Inventor: **Josef Ettlin**, Eichberg (CH)

(73) Assignee: **Sulzer Mixpac AG**, Rotkreuz (CH)

(*) Notice: This patent is subject to a terminal disclaimer.

(**) Term: **14 Years**

(21) Appl. No.: **29/329,299**

(22) Filed: **Dec. 11, 2008**

(30) **Foreign Application Priority Data**

Jun. 12, 2008 (EM) 000960802

(51) **LOC (9) Cl.** **15-09**

(52) **U.S. Cl.** **D15/138**

(58) **Field of Classification Search** D8/382;
D15/138, 139, 140, 147; D16/235; 222/1,
222/129.1, 145.5, 459; 239/296, 398, 399,
239/400, 414, 417.5, 418, 424.5, 428, 429,
239/432, 433, 434.5, 488, 500
See application file for complete search history.

(56) **References Cited**

U.S. PATENT DOCUMENTS

2,296,718	A *	9/1942	Kyprie	239/315
2,539,315	A *	1/1951	Murphy	239/404
2,620,108	A *	12/1952	Copping	222/133
3,051,455	A *	8/1962	Magester	366/172.1
3,770,208	A *	11/1973	Mueller	239/417.3
4,690,333	A *	9/1987	Johansson	239/434.5
4,907,725	A *	3/1990	Durham	222/129.1
5,429,308	A *	7/1995	Brown	239/414
5,570,822	A *	11/1996	LeMarbe et al.	222/459
5,664,733	A *	9/1997	Lott	239/429
D417,459	S *	12/1999	Shintani et al.	D15/144
6,021,961	A *	2/2000	Brown	239/398
D474,788	S *	5/2003	Molnar et al.	D15/144

D517,577	S *	3/2006	Conway et al.	D15/144
7,032,843	B1 *	4/2006	Johnson et al.	239/488
D521,035	S *	5/2006	de Leeuw et al.	D15/144
7,051,954	B2 *	5/2006	Gerstner	239/398
D584,751	S *	1/2009	Schreck	D15/135
2004/0035952	A1 *	2/2004	Gerstner	239/433
2007/0131715	A1 *	6/2007	Minard et al.	222/145.5
2007/0278327	A1 *	12/2007	Wolfe	239/398

* cited by examiner

Primary Examiner—Sandra Snapp

Assistant Examiner—Patricia Palasik

(74) *Attorney, Agent, or Firm*—Townsend and Townsend and Crew LLP

(57) **CLAIM**

The ornamental design for a mixer having a colored coupling portion, as shown and described.

DESCRIPTION

The patent or patent application file contains at least one drawing (i.e., FIGS. 1–7) executed in color. Copies of this patent with color drawings will be provided by the Office upon request and payment of the necessary fee.

FIG. 1 is a perspective view of a mixer having a colored coupling portion showing my new design;

FIG. 2 is a front elevational view thereof;

FIG. 3 is a rear elevational view thereof;

FIG. 4 is a left side elevational view thereof;


FIG. 5 is a right side elevational view thereof;

FIG. 6 is a top plan view thereof; and,

FIG. 7 is a bottom plan view thereof.

The lighted areas surrounded by broken lines depict the boundaries of the claimed design and the logo, patent information and #'s shown in broken lines depict unclaimed environmental subject matter.

1 Claim, 4 Drawing Sheets
(4 of 4 Drawing Sheet(s) Filed in Color)



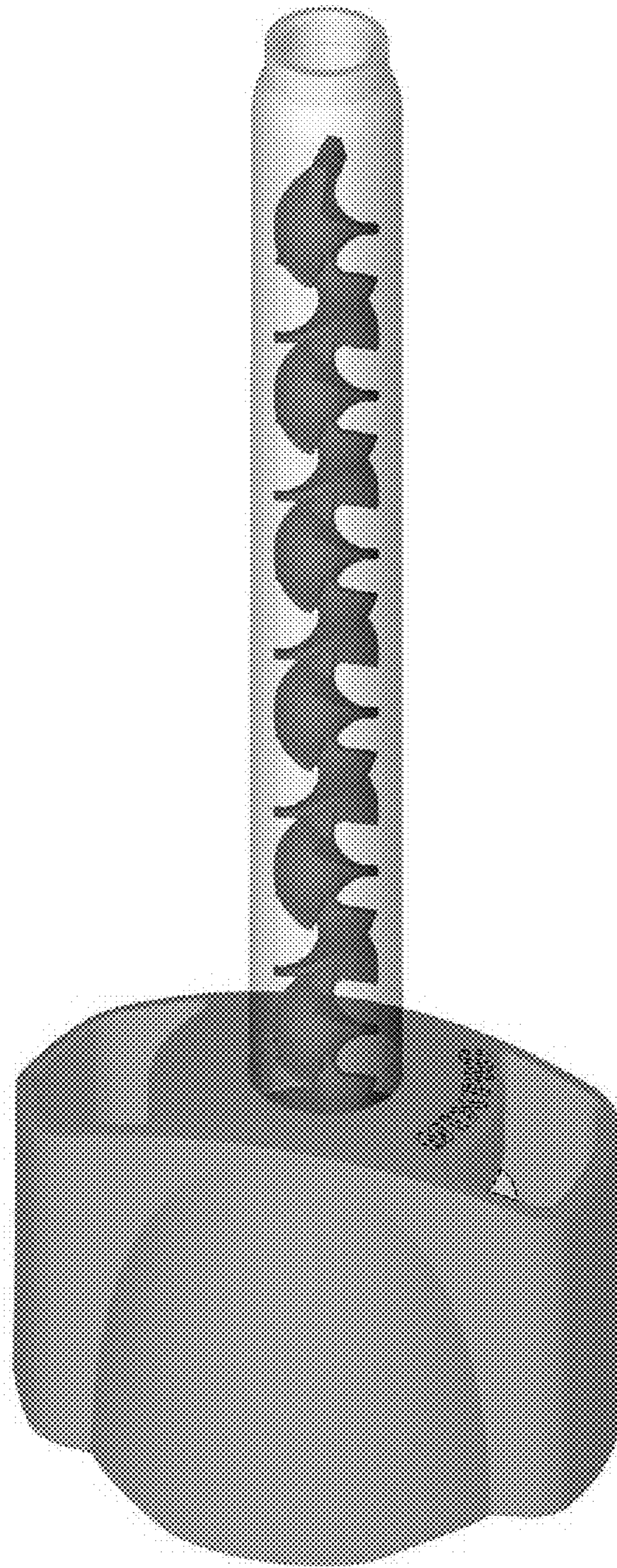


FIG. 1




FIG. 2




FIG. 3




FIG. 4

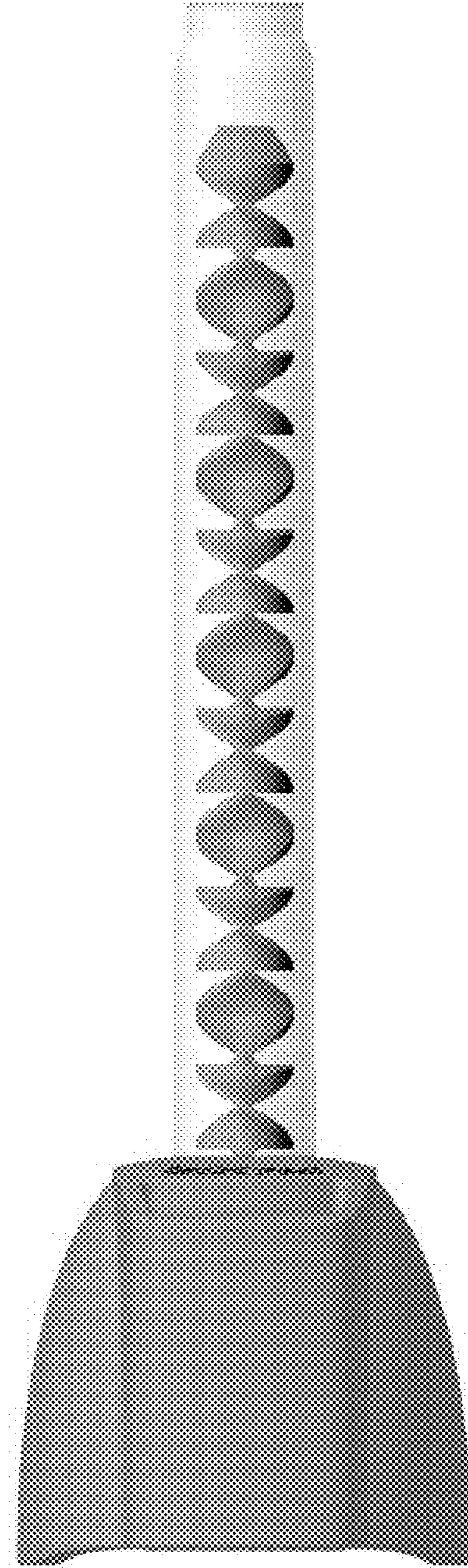


FIG. 5




FIG. 6

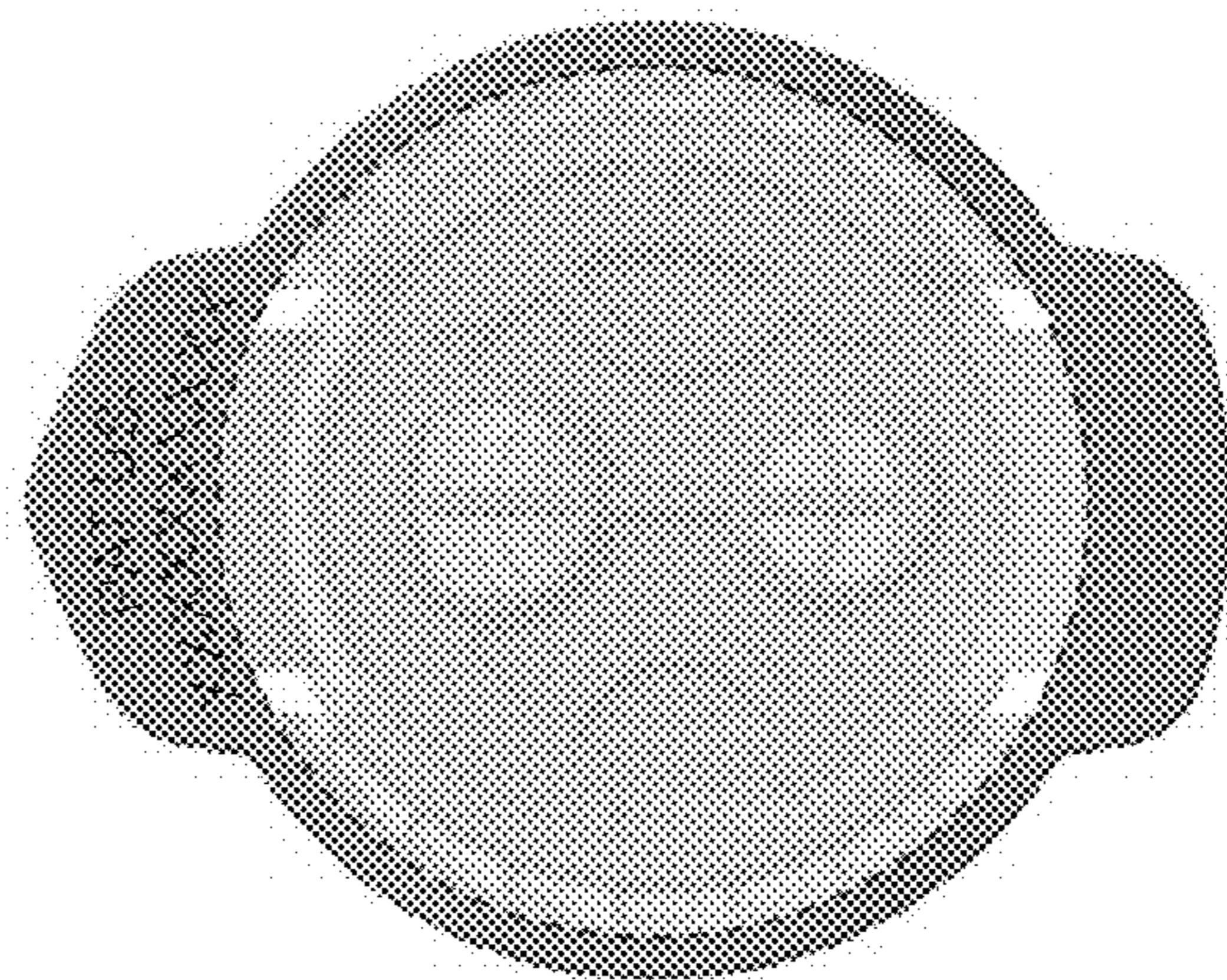


FIG. 7