



US00D611963S

(12) **United States Design Patent**
Kuwae et al.

(10) **Patent No.:** **US D611,963 S**
(45) **Date of Patent:** **** Mar. 16, 2010**

(54) **PORTION OF A TRACTOR**

(57) **CLAIM**

(75) Inventors: **Junta Kuwae**, Sakai (JP); **Noriyuki Miyamaru**, Sakai (JP)

The ornamental design for a portion of a tractor, as shown and described.

(73) Assignee: **Kubota Corporation**, Osaka (JP)

DESCRIPTION

(**) Term: **14 Years**

(21) Appl. No.: **29/310,795**

(22) Filed: **Sep. 10, 2008**

(30) **Foreign Application Priority Data**

Mar. 28, 2008 (JP) 2008-007834

(51) **LOC (9) Cl.** **15-03**

(52) **U.S. Cl.** **D15/31**

(58) **Field of Classification Search** D15/10,
D15/11, 13-17, 28, 22-26, 31; D12/173;
56/13.3, 13.4, 15.8, 15.9, 320.1; 180/89.1,
180/89.12, 900, 69.2, 68.1, 69.1

See application file for complete search history.

(56) **References Cited**

U.S. PATENT DOCUMENTS

D419,164 S *	1/2000	Heiler et al.	D15/31
D473,882 S *	4/2003	Kuwae	D15/31
D474,206 S *	5/2003	Kuwae	D15/31
D497,370 S *	10/2004	Katoh	D15/31
D521,532 S	5/2006	Higashikawa		
D533,882 S *	12/2006	Higashikawa	D15/31
D537,090 S *	2/2007	Kuwae	D15/31
D537,455 S *	2/2007	Kuwae et al.	D15/31
D546,351 S *	7/2007	Arthur et al.	D15/31
D553,161 S *	10/2007	Matsumoto	D15/32

(Continued)

FOREIGN PATENT DOCUMENTS

JP D1235186 4/2005

Primary Examiner—Ian Simmons

Assistant Examiner—Mark A Goodwin

(74) *Attorney, Agent, or Firm*—The Webb Law Firm

FIG. 1 is a right side view of a portion of a tractor showing our new design. The parts of the photograph shown in coarse dot pattern and outlined in dashed lines illustrate portions of the tractor that form no part of the claimed design;

FIG. 2 is a left side view thereof. The parts of the photograph shown in coarse dot pattern and outlined in dashed lines illustrate portions of the tractor that form no part of the claimed design;

FIG. 3 is a front view thereof. The parts of the photograph shown in coarse dot pattern and outlined in dashed lines illustrate portions of the tractor that form no part of the claimed design;

FIG. 4 is a reduced top plan view thereof. The parts of the photograph shown in coarse dot pattern and outlined in dashed lines illustrate portions of the tractor that form no part of the claimed design;

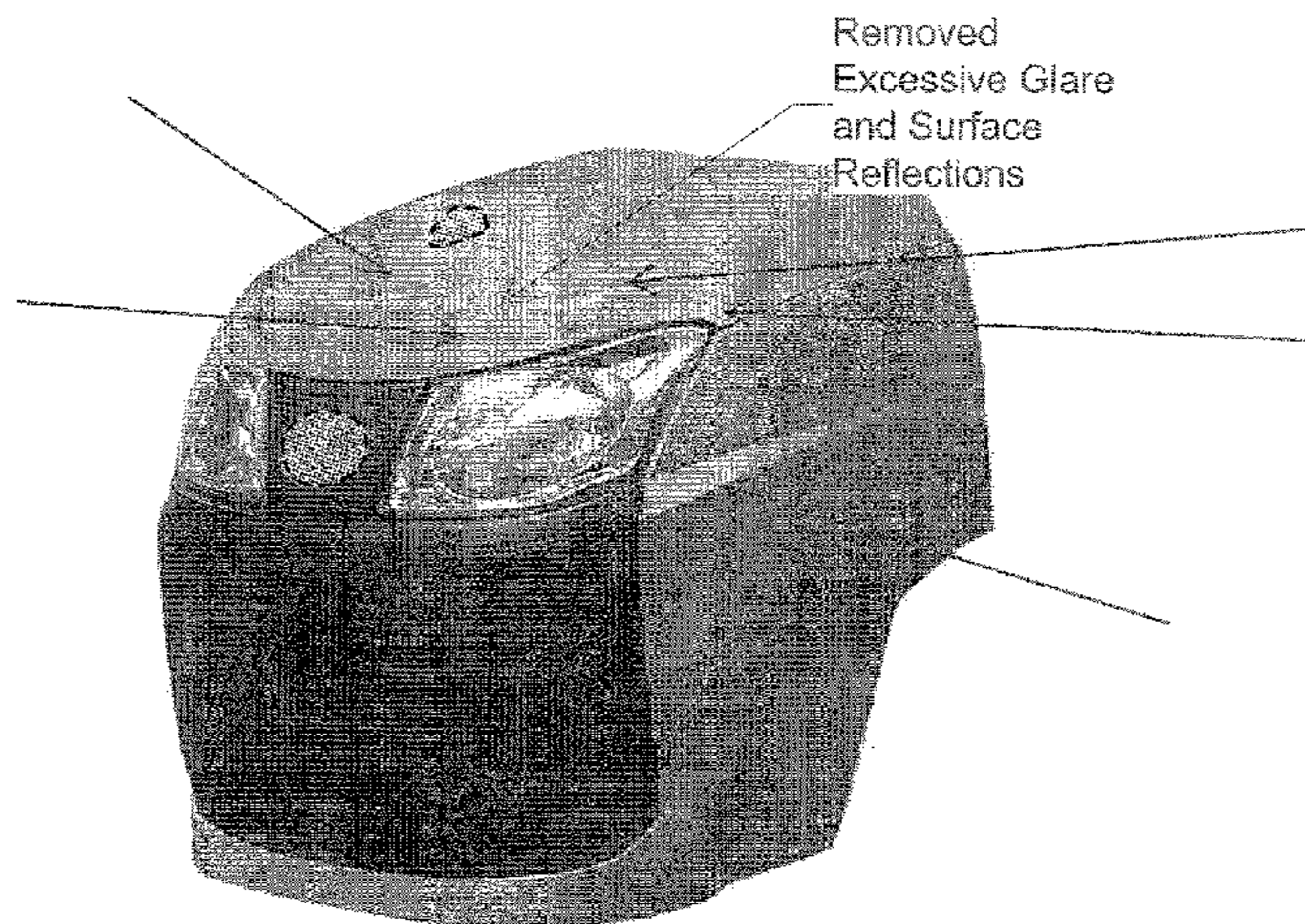
FIG. 5 is an enlarged right front perspective view thereof. The parts of the photograph shown in coarse dot pattern and outlined in dashed lines illustrate portions of the tractor that form no part of the claimed design;

FIG. 6 is a left front perspective view thereof. The parts of the photograph shown in coarse dot pattern and outlined in dashed lines illustrate portions of the tractor that form no part of the claimed design;

FIG. 7 is a reduced left rear perspective view thereof. The part of the photograph shown in coarse dot pattern and outlined in dashed lines illustrates a portion of the tractor that forms no part of the claimed design. The right rear perspective view is a mirror image thereof; and,

FIG. 8 is a reduced left front perspective view thereof. The parts of the photograph shown in coarse dot pattern and outlined in dashed lines illustrate portions of the tractor that form no part of the claimed design. The right front perspective view is a mirror image thereof.

1 Claim, 8 Drawing Sheets



US D611,963 S

Page 2

U.S. PATENT DOCUMENTS

D557,714 S	*	12/2007	Higashikawa	D15/31	D574,022 S	*	7/2008	Higashikawa	D15/31
D558,238 S	*	12/2007	Kuwae	D15/31	D581,955 S	*	12/2008	Matsumoto et al.	D15/31
D558,799 S	*	1/2008	Higashikawa	D15/31	D586,828 S	*	2/2009	Staines et al.	D15/31
D570,382 S	*	6/2008	Higashikawa	D15/31	D591,777 S	*	5/2009	Kokitkar et al.	D15/31

* cited by examiner

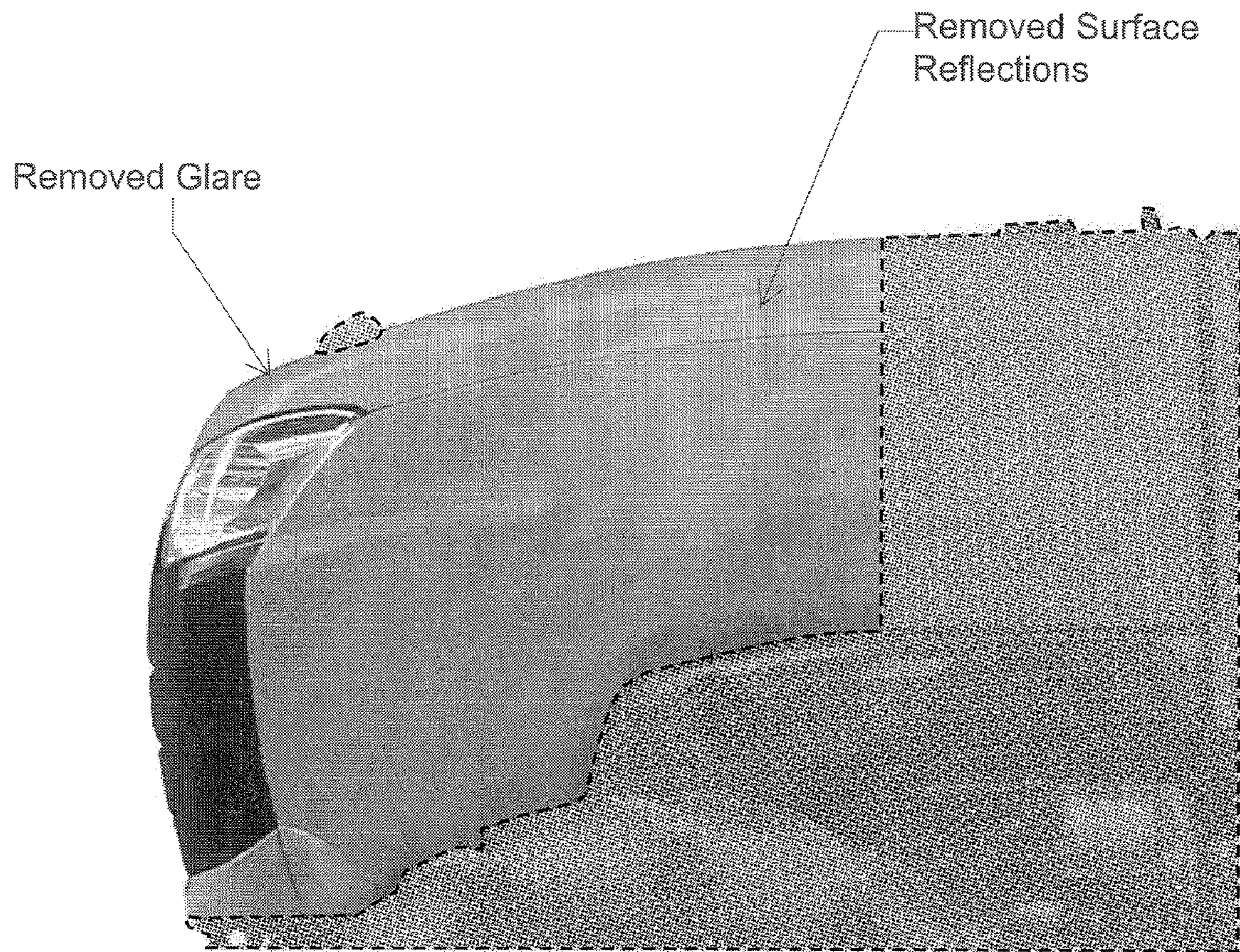


FIG. 1

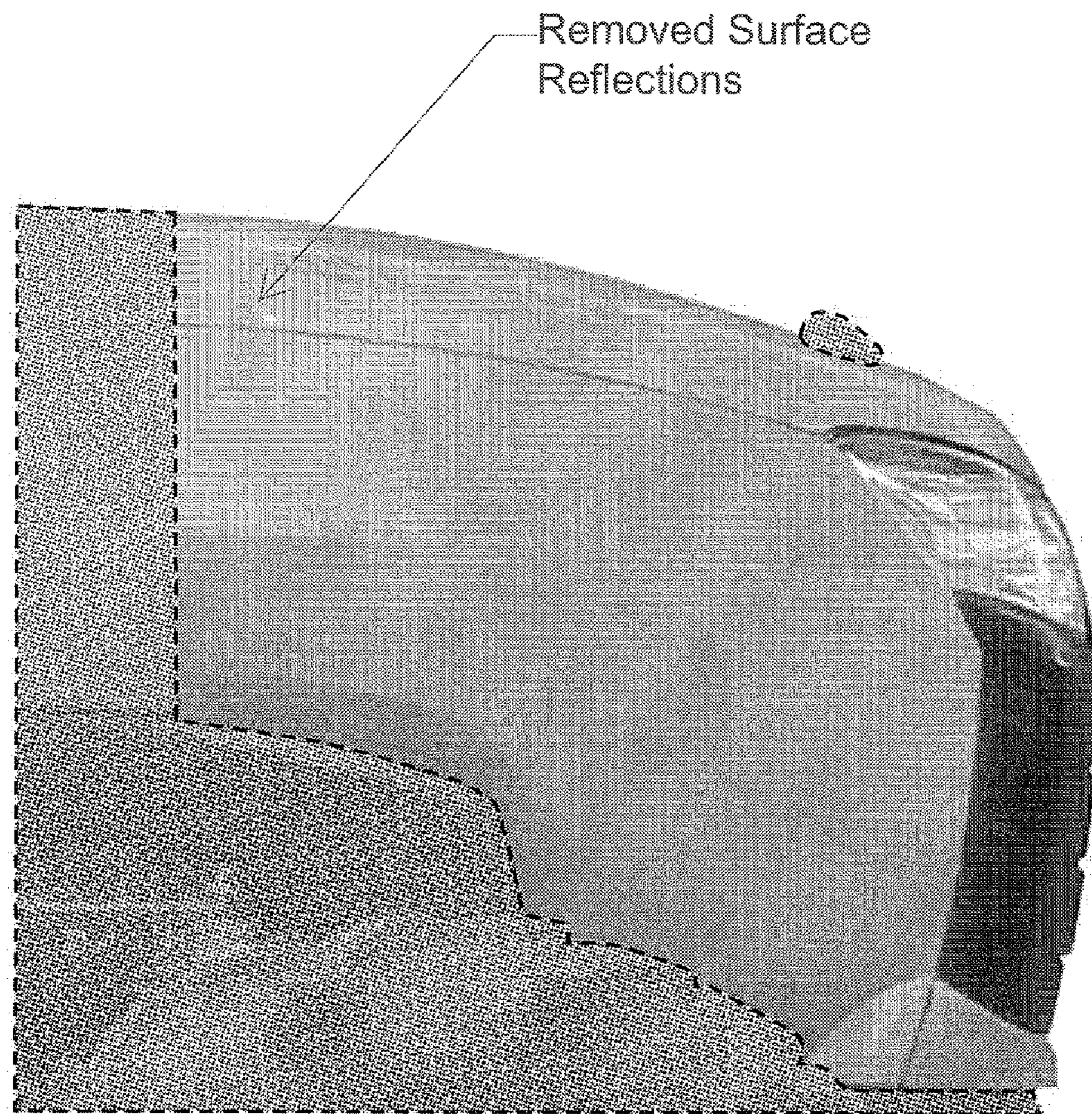


FIG. 2

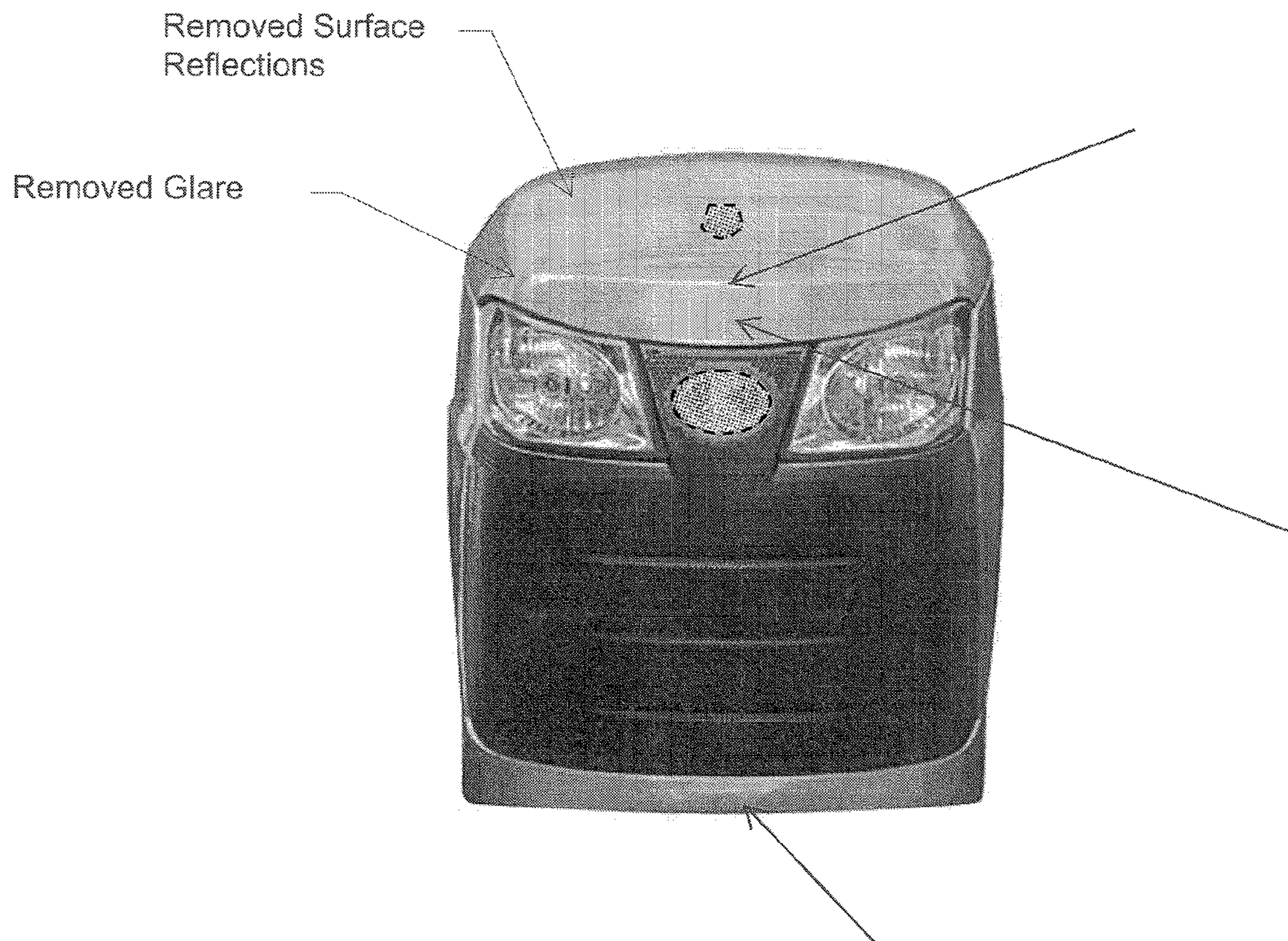


FIG. 3

Removed Glare




FIG. 4

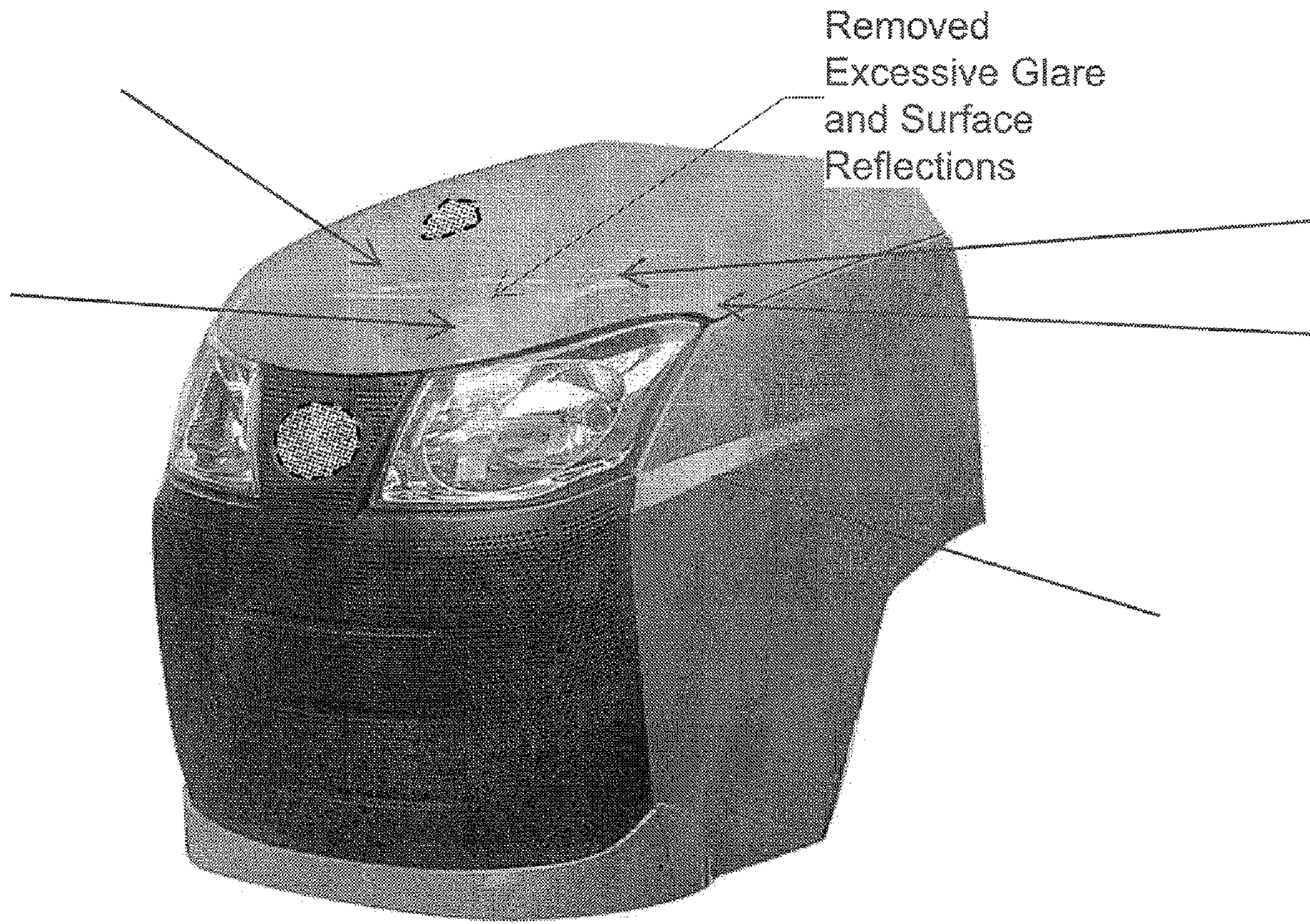


FIG. 5

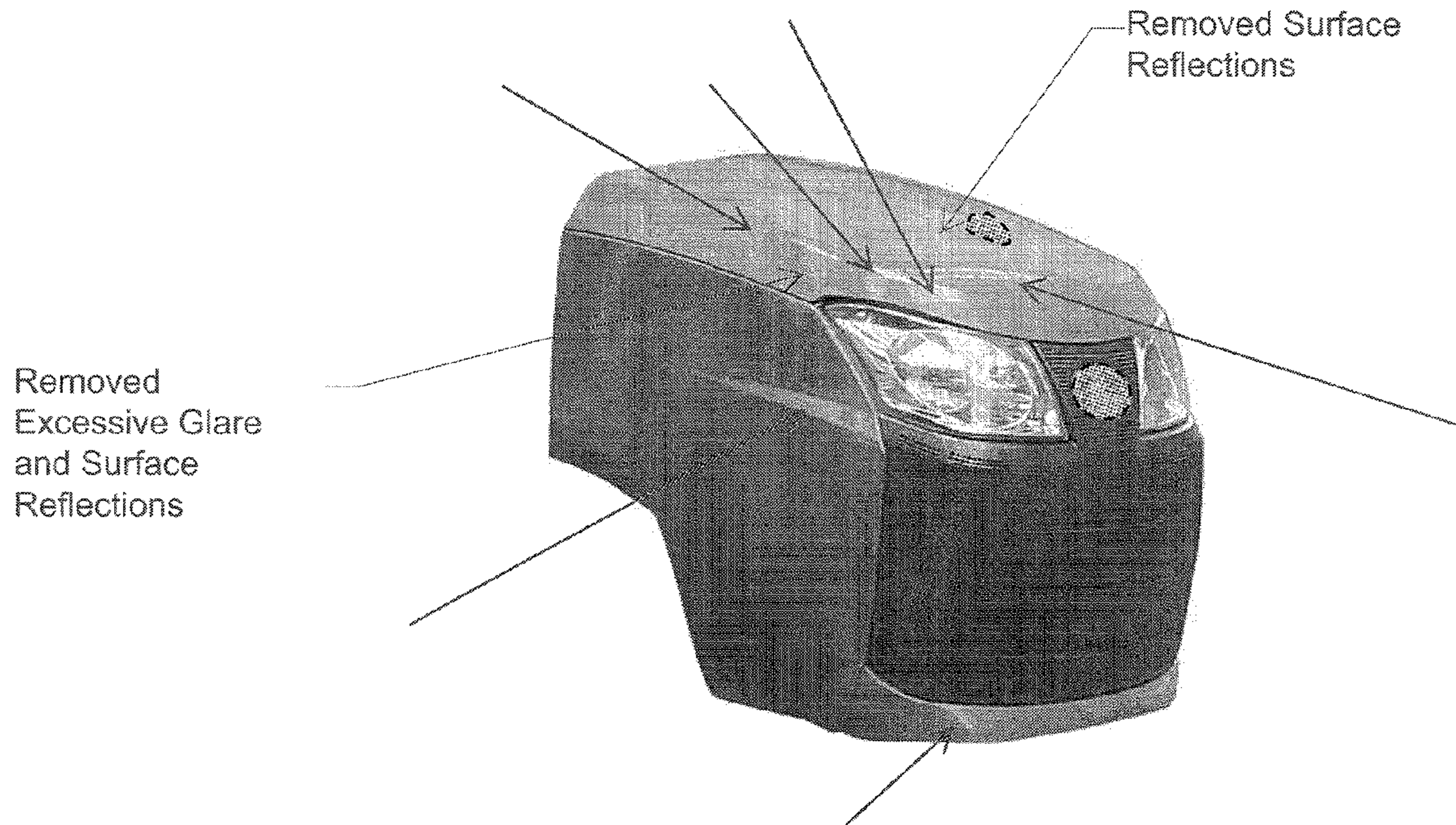


FIG. 6




FIG. 7

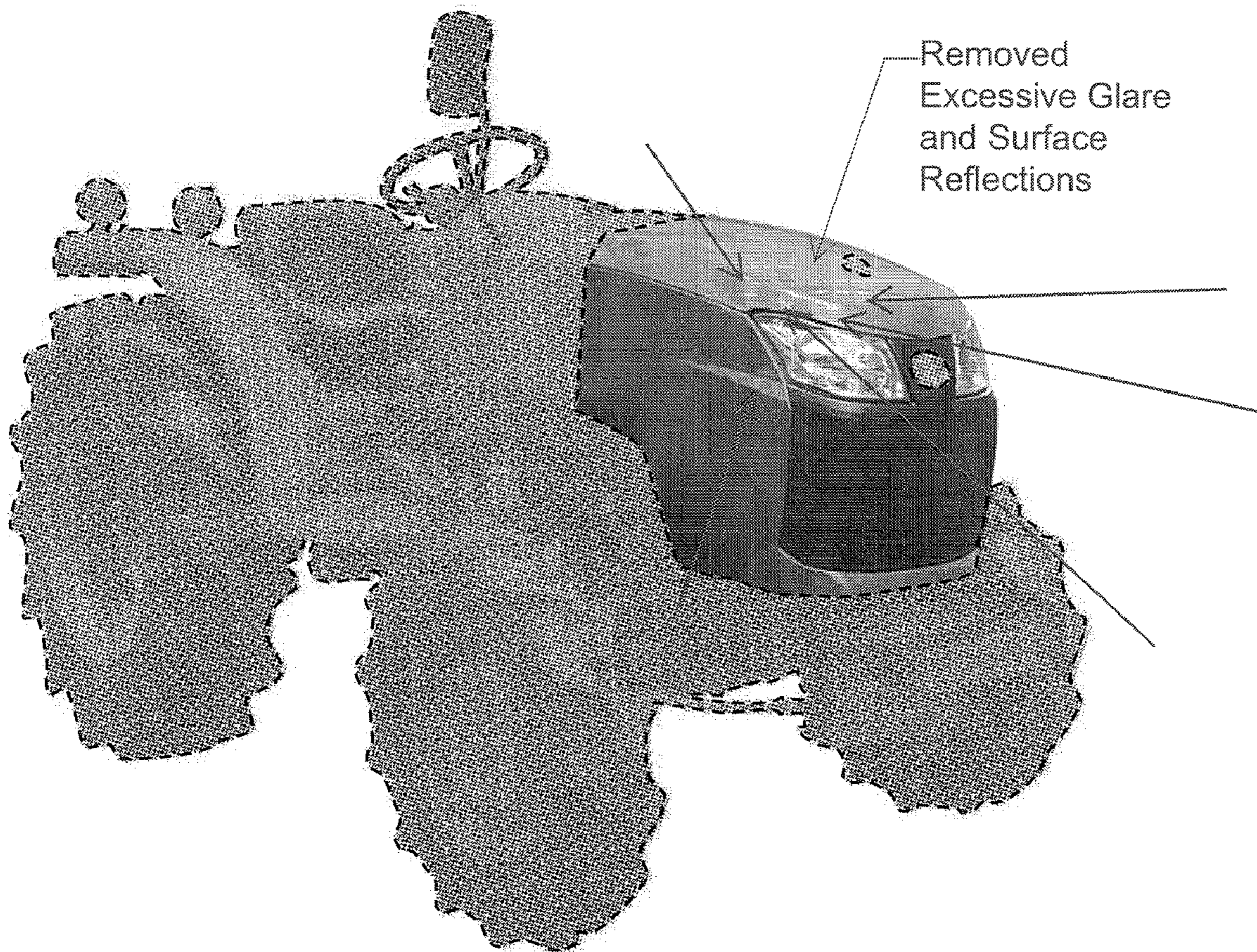


FIG. 8

UNITED STATES PATENT AND TRADEMARK OFFICE
CERTIFICATE OF CORRECTION

PATENT NO. : D611,963 S
APPLICATION NO. : 29/310795
DATED : March 16, 2010
INVENTOR(S) : Kuwae et al.

Page 1 of 9

It is certified that error appears in the above-identified patent and that said Letters Patent is hereby corrected as shown below:

Substitute the printed drawing FIGS. 1-8 with the attached replacement drawing FIGS. 1-8.

Signed and Sealed this
Fourteenth Day of August, 2012

A handwritten signature in black ink that reads "David J. Kappos". The signature is written in a cursive style with a large initial "D" and "K".

David J. Kappos
Director of the United States Patent and Trademark Office

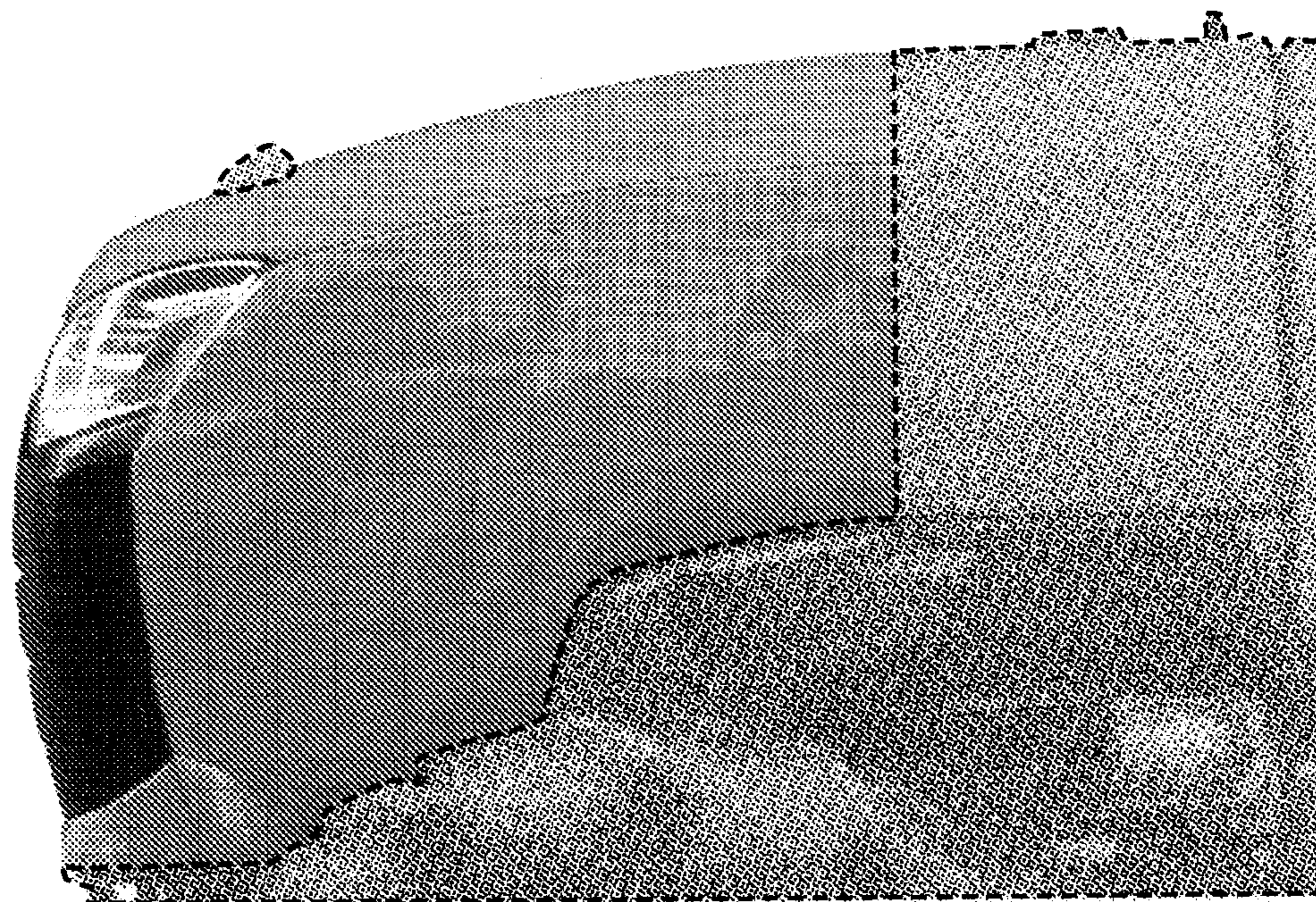


FIG. 1




FIG. 2




FIG. 3




FIG. 4



FIG. 5



FIG. 6




FIG. 7




FIG. 8

UNITED STATES PATENT AND TRADEMARK OFFICE
CERTIFICATE OF CORRECTION

PATENT NO. : D611,963 S
APPLICATION NO. : 29/310795
DATED : March 16, 2010
INVENTOR(S) : Kuwae et al.

Page 1 of 10

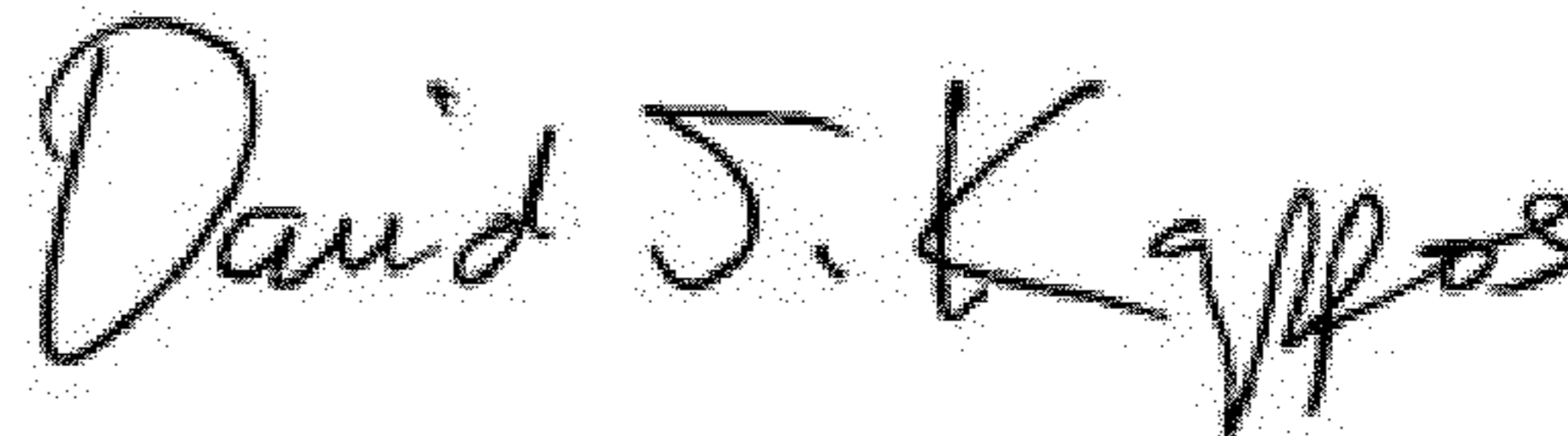
It is certified that error appears in the above-identified patent and that said Letters Patent is hereby corrected as shown below:

Delete the title page and substitute therefore the attached title page consisting of the corrected illustrative figure.

Substitute the printed drawing FIGS. 1-8 with the attached replacement drawing FIGS. 1-8.

This certificate supersedes the Certificate of Correction issued August 14, 2012.

Signed and Sealed this
Eleventh Day of September, 2012

A handwritten signature in black ink that reads "David J. Kappos". The signature is written in a cursive, slightly slanted style.

David J. Kappos
Director of the United States Patent and Trademark Office

(12) **United States Design Patent**
Kuwae et al.

(10) **Patent No.:** **US D611,963 S**
(45) **Date of Patent:** **** Mar. 16, 2010**

(54) **PORTION OF A TRACTOR**

(57) **CLAIM**

(75) Inventors: **Junta Kuwae, Sakai (JP); Noriyuki Miyamaru, Sakai (JP)**

The ornamental design for a portion of a tractor, as shown and described.

(73) Assignee: **Kubota Corporation, Osaka (JP)**

DESCRIPTION

(**) Term: **14 Years**

(21) Appl. No.: **29/310,795**

(22) Filed: **Sep. 10, 2008**

(30) **Foreign Application Priority Data**

Mar. 28, 2008 (JP) 2008-007834

(51) **LOC (9) Cl.** **15-03**

(52) **U.S. Cl.** **D15/31**

(58) **Field of Classification Search** **D15/10, D15/11, 13-17, 28, 22 26, 31; D12/173; 56/13.3, 13.4, 15.8, 15.9, 320.1; 180/89.1, 180/89.12, 900, 69.2, 68.1, 69.1**

See application file for complete search history.

(56) **References Cited**

U.S. PATENT DOCUMENTS

D419,164 S *	1/2000	Heiler et al.	D15/31
D473,882 S *	4/2003	Kuwae	D15/31
D474,206 S *	5/2003	Kuwae	D15/31
D497,370 S *	10/2004	Katoh	D15/31
D521,532 S	5/2006	Higashikawa	
D533,882 S *	12/2006	Higashikawa	D15/31
D537,090 S *	2/2007	Kuwae	D15/31
D537,455 S *	2/2007	Kuwae et al.	D15/31
D546,351 S *	7/2007	Arthur et al.	D15/31
D553,161 S *	10/2007	Matsumoto	D15/32

(Continued)

FOREIGN PATENT DOCUMENTS


JP D1235186 4/2005

Primary Examiner—Ian Simmons

Assistant Examiner—Mark A Goodwin

(74) *Attorney, Agent, or Firm*—The Webb Law Firm

1 Claim, 8 Drawing Sheets






FIG. 1




FIG. 2




FIG. 3




FIG. 4



FIG. 5



FIG. 6




FIG. 7




FIG. 8