



US00D611952S

(12) **United States Design Patent**
Berg et al.

(10) **Patent No.:** **US D611,952 S**
(45) **Date of Patent:** **** Mar. 16, 2010**

(54) **DISPLAY PANEL WITH A COMPUTER ICON OF AN INSTRUMENT GAUGE OF A VEHICLE**

(75) Inventors: **Frederick J. Berg**, Auburn, MI (US);
Timothy J. Bennett, Kawkawlin, MI (US);
Remon J. Jiddou, Oak Park, MI (US);
Richard K. Riefe, Saginaw, MI (US);
Ronald H. Dybalski, Oxford, MI (US);
Timothy M. Phillips, Fenton, MI (US)

(73) Assignee: **GM Global Technology Operations, Inc.**, Detroit, MI (US)

(**) Term: **14 Years**

(21) Appl. No.: **29/298,045**

(22) Filed: **Nov. 27, 2007**

Related U.S. Application Data

(63) Continuation-in-part of application No. 29/231,110, filed on Jun. 1, 2005, now abandoned.

(51) **LOC (9) Cl.** **32-00**

(52) **U.S. Cl.** **D14/489**

(58) **Field of Classification Search** D14/485-95;
D18/24-33; D19/6, 52; D20/11; D21/324-33;
715/700-867, 973-77; D12/192
See application file for complete search history.

(56) **References Cited**

U.S. PATENT DOCUMENTS

- D180,845 S 8/1957 Rintelmann
- D252,320 S 7/1979 Chojna
- D381,614 S 7/1997 Ma
- D422,545 S 4/2000 Palalau et al.
- D450,282 S 11/2001 Sauter
- 6,549,219 B2 * 4/2003 Selker 715/834
- D474,195 S * 5/2003 Kates et al. D14/485
- D474,197 S * 5/2003 Nguyen D14/486
- D487,417 S 3/2004 Hsu
- D489,661 S 5/2004 McPeck et al.

- D493,177 S * 7/2004 Retuta et al. D14/486
- D498,191 S 11/2004 Nakajima et al.
- D504,370 S 4/2005 Kraus
- D507,002 S * 7/2005 Retuta et al. D14/486
- 6,925,611 B2 * 8/2005 SanGiovanni 715/834
- D511,524 S * 11/2005 Retuta et al. D14/486
- D512,672 S 12/2005 Yamazaki et al.
- D522,559 S * 6/2006 Naito et al. D16/219
- D534,541 S * 1/2007 Retuta et al. D14/486
- D534,915 S * 1/2007 Retuta et al. D14/486
- D544,495 S * 6/2007 Evans et al. D14/488
- D546,334 S * 7/2007 Seo et al. D14/485
- D550,238 S * 9/2007 Lam et al. D14/488
- D561,776 S * 2/2008 Jung et al. D14/486
- D567,249 S * 4/2008 Gunn et al. D14/485

(Continued)

Primary Examiner—Melanie H Tung

(74) *Attorney, Agent, or Firm*—Cantor Colburn LLP

(57)

CLAIM

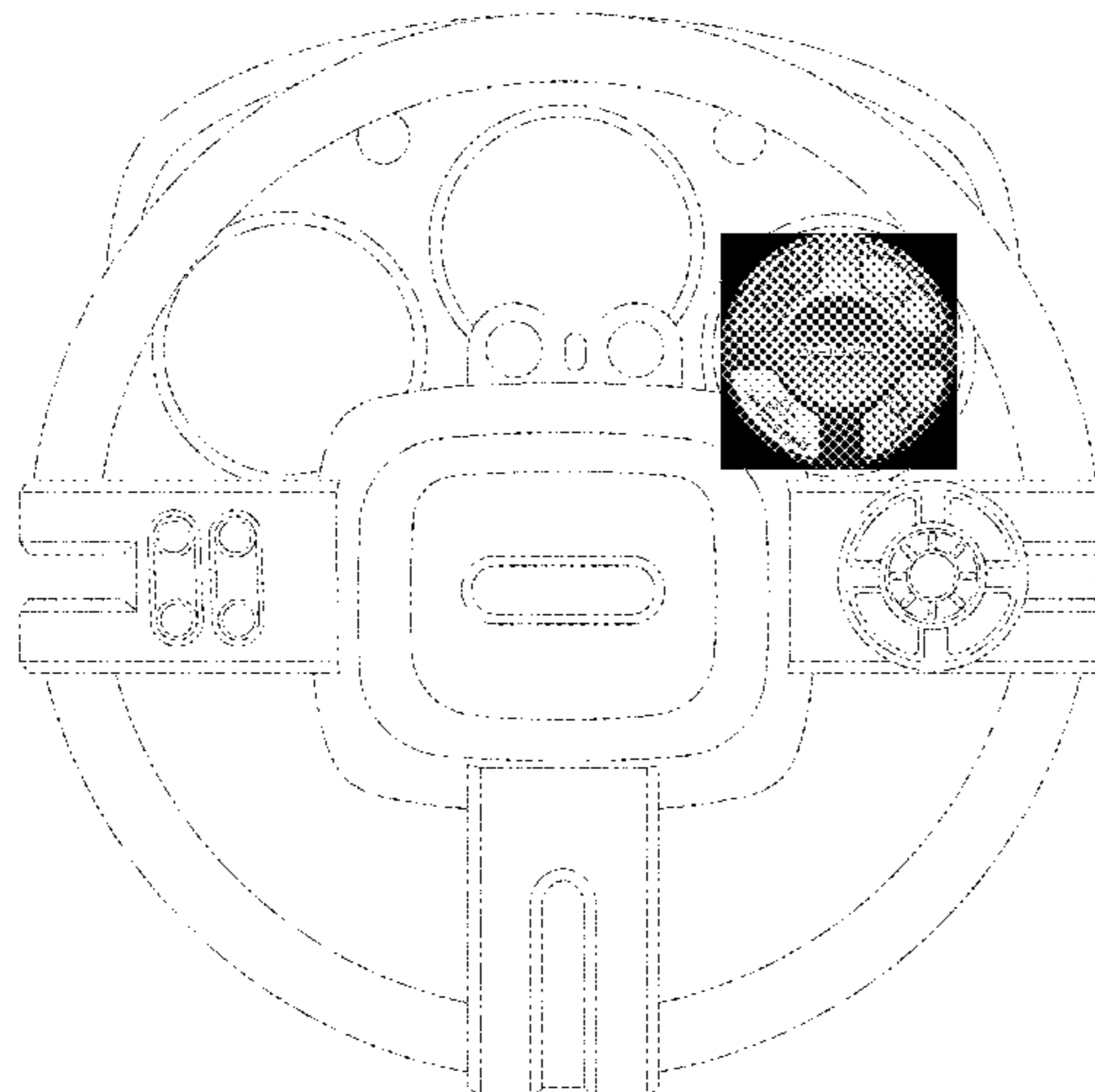
An ornamental design for a display panel with a computer icon of an instrument gauge of a vehicle, as shown and described.

DESCRIPTION

FIG. 1 is a front view of a display panel with a computer icon of an instrument gauge of a vehicle, the phantom line showing of the display panel and vehicle is not part of the claimed design; and,

FIG. 2 is an enlarged front view thereof, wherein the computer icon is shown separately for clarity of illustration.

1 Claim, 2 Drawing Sheets



US D611,952 S

Page 2

U.S. PATENT DOCUMENTS

D574,395 S *	8/2008	Loretan et al.	D14/487	
D585,906 S *	2/2009	Berg et al.	D14/486	* cited by examiner
				D586,353 S * 2/2009 Lee D14/485

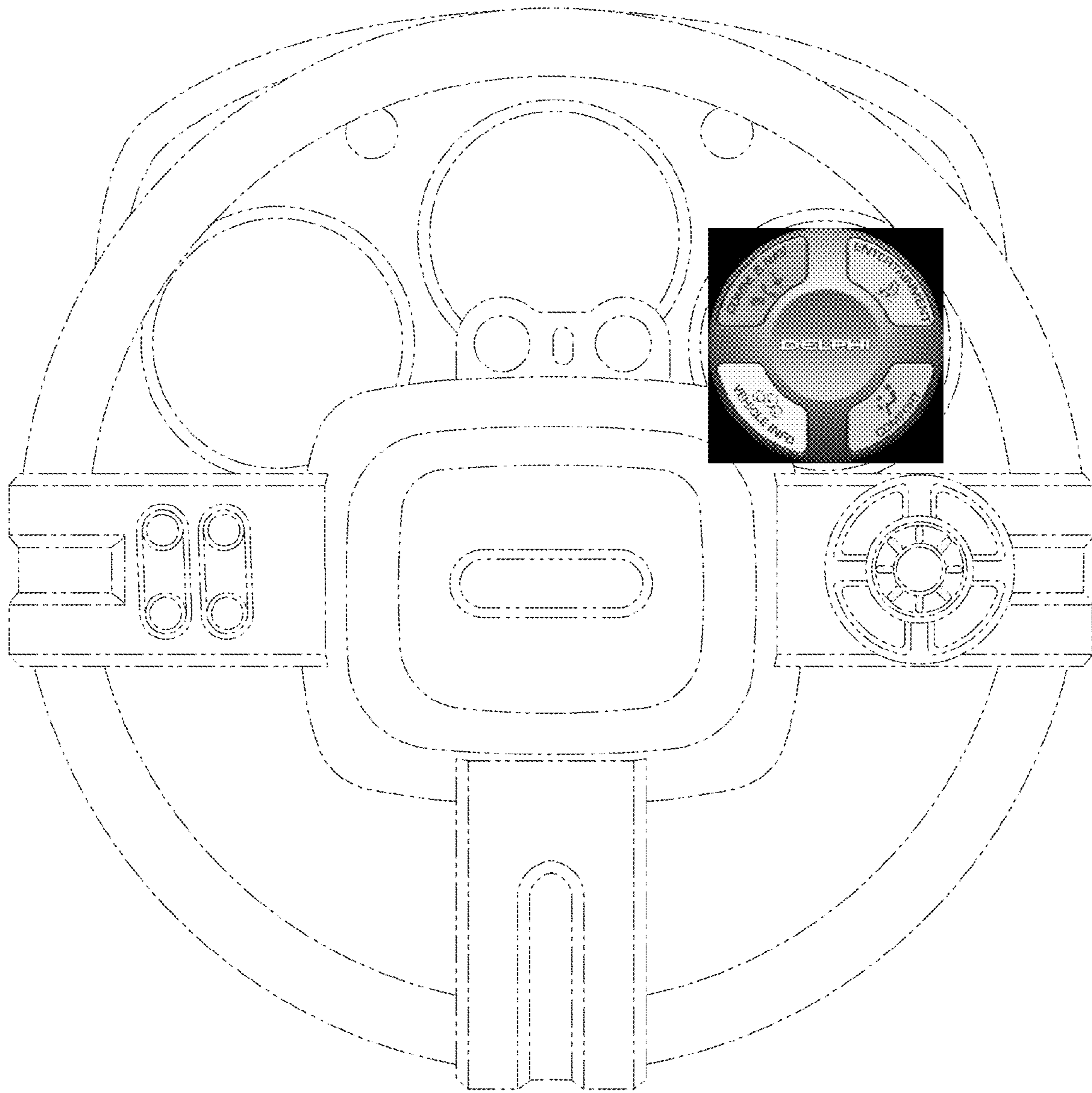


FIG - 1




FIG - 2