



US00D611932S

(12) **United States Design Patent**  
**Maier et al.**

(10) **Patent No.:** **US D611,932 S**  
(45) **Date of Patent:** **\*\* Mar. 16, 2010**

(54) **WIRELESS REMOTE CONTROL**

(75) Inventors: **Ferdinand Maier**, Obertrum am See  
(AT); **Detlev Magerer**, Salzburg (AT)

(73) Assignee: **fm marketing GmbH**, Obertrum am See  
(AT)

(\*\*) Term: **14 Years**

(21) Appl. No.: **29/338,675**

(22) Filed: **Jun. 16, 2009**

(30) **Foreign Application Priority Data**

Dec. 19, 2008 (EP) ..... 001059448

(51) **LOC (9) Cl.** ..... **14-03**

(52) **U.S. Cl.** ..... **D14/218**

(58) **Field of Classification Search** ..... D14/218,  
D14/455; D13/168; D21/566; D10/104,  
D10/106; 345/169; 348/14.05, 114, 211.99,  
348/734; 340/825.24; 341/22; 455/92, 95,  
455/128, 151.1–151.4, 352, 355, FOR. 121;  
700/65

See application file for complete search history.

(56) **References Cited**

**U.S. PATENT DOCUMENTS**

- D450,662 S \* 11/2001 Kwok ..... D13/168
- D501,200 S \* 1/2005 Tsai et al. .... D14/218
- D505,922 S \* 6/2005 Mayo et al. .... D13/168
- D520,495 S \* 5/2006 Dukerschein et al. .... D14/218
- D525,948 S \* 8/2006 Blair et al. .... D13/168

- D535,261 S \* 1/2007 Daniels ..... D13/168
- D545,303 S \* 6/2007 Chang ..... D14/218
- D564,976 S \* 3/2008 Billings et al. .... D13/168
- D588,555 S \* 3/2009 Navarrete ..... D13/168
- D589,941 S \* 4/2009 Maier et al. .... D14/218
- 2005/0157217 A1 \* 7/2005 Hendricks ..... 348/734

\* cited by examiner

*Primary Examiner*—T. Chase Nelson

*Assistant Examiner*—John Windmuller

(74) *Attorney, Agent, or Firm*—Senniger Powers LLP

(57) **CLAIM**

The ornamental design for a wireless remote control, as shown and described.

**DESCRIPTION**

FIG. 1 is a perspective view of a first embodiment of a wireless remote control of the present invention, the stippling showing areas having darker coloration;

FIG. 2 is a front elevation of the first embodiment;

FIG. 3 is a left side elevation of the first embodiment, the right side elevation being a mirror image thereof;

FIG. 4 is a rear elevation of the first embodiment;

FIG. 5 is a bottom plan of the first embodiment; and,

FIG. 6 is a top plan of the first embodiment.

In a second embodiment, the stippled areas are colored black and the unstippled areas are colored silver.

The broken line characters on the buttons in FIGS. 13 and 14 form no part of the claimed design.

**1 Claim, 5 Drawing Sheets**

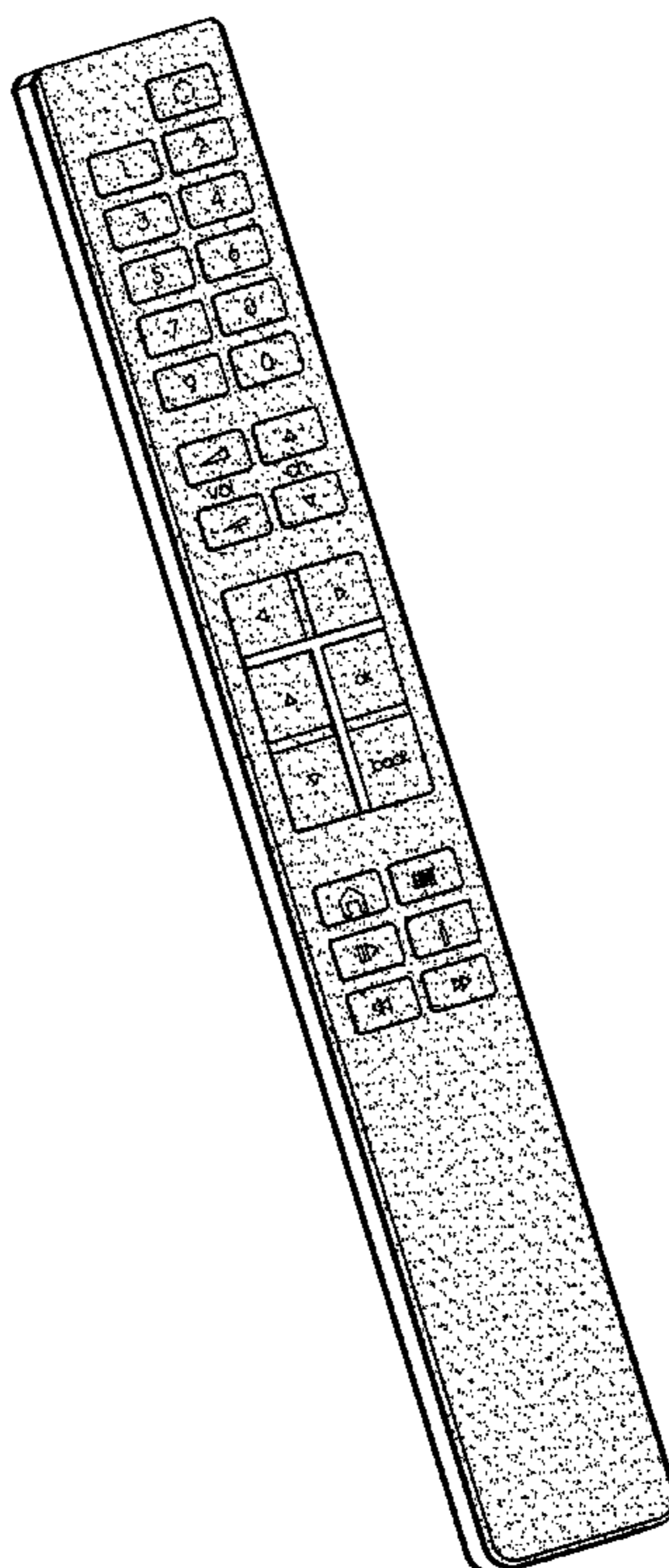


FIG. 1

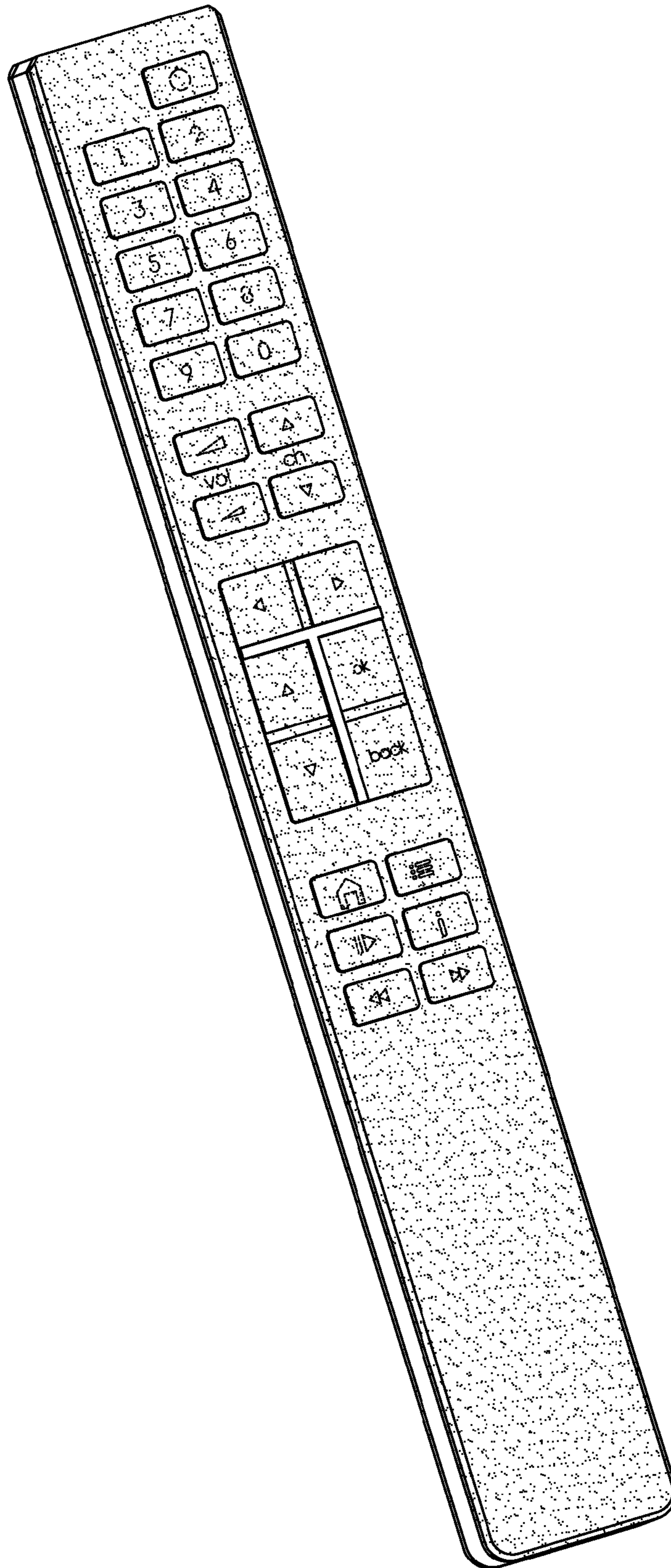


FIG. 2

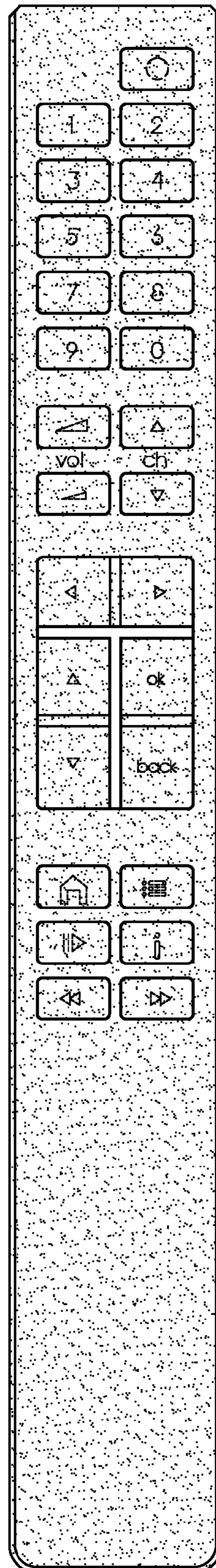


FIG. 3



FIG. 4

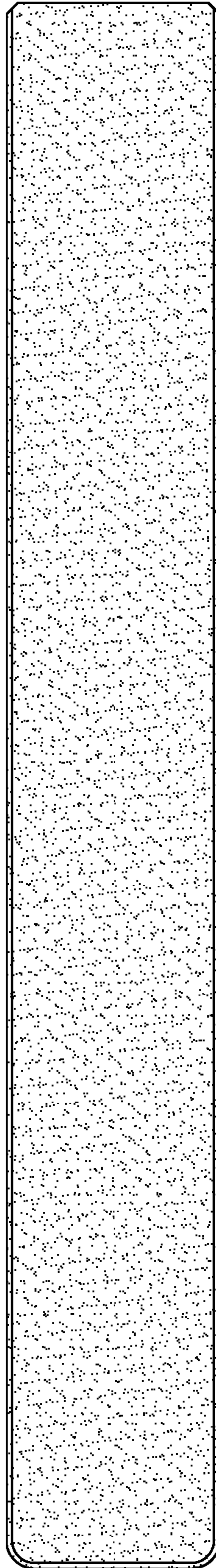


FIG. 5

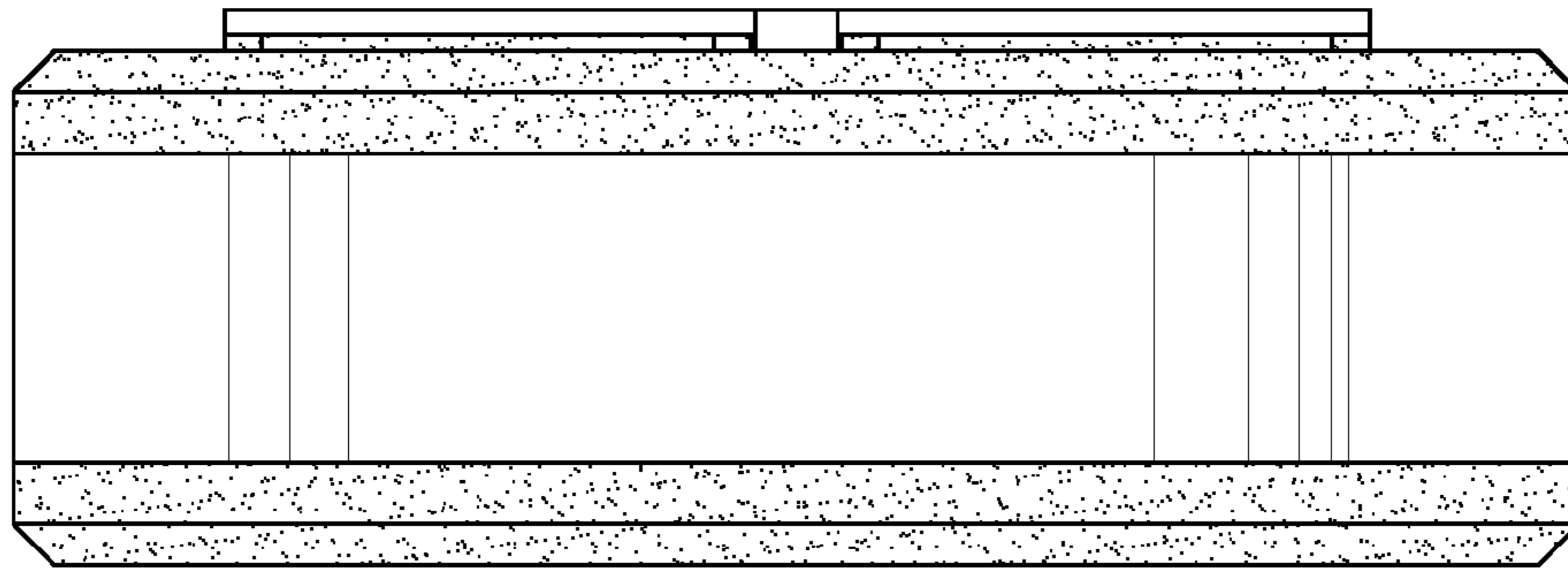


FIG. 6

