



US00D611918S

(12) **United States Design Patent**
Shih et al.

(10) **Patent No.:** **US D611,918 S**
(45) **Date of Patent:** **** Mar. 16, 2010**

(54) **DISPLAY**

(75) Inventors: **Wei-Ming Shih**, Chung Ho (TW);
Ming-Sung Lin, Chung Ho (TW)

(73) Assignee: **AmTran Technology Co., Ltd**, Taipei
(TW)

(**) Term: **14 Years**

(21) Appl. No.: **29/287,929**

(22) Filed: **Oct. 3, 2007**

Related U.S. Application Data

(63) Continuation-in-part of application No. 29/270,703,
filed on Jan. 3, 2007, now Pat. No. Des. 563,336.

(51) **LOC (9) Cl.** **14-03**

(52) **U.S. Cl.** **D14/126**

(58) **Field of Classification Search** D14/125-134,
D14/239, 371, 136, 374-377, 440, 450, 448,
D14/336, 342; 312/7.2; 348/836, 838, 180,
348/184, 325, 739; 341/12; 248/917-924,
248/465; 345/104, 133, 156, 168, 87, 173;
720/305, 669, 600, 655; 369/99, 197; D21/329,
D21/515, 577, 622, 333, 433, 448, 452, 450,
D21/331; D6/477, 479, 300; 273/148 B;
446/484, 175, 356; D10/15, 26
See application file for complete search history.

(56) **References Cited**

U.S. PATENT DOCUMENTS

D460,425 S * 7/2002 Joe D14/126

D499,386 S * 12/2004 Yang D14/126
D510,919 S * 10/2005 Kubota et al. D14/126
D531,592 S * 11/2006 Yamamoto et al. D14/126
D534,139 S * 12/2006 Yokota D14/126
D542,747 S * 5/2007 Kim et al. D14/126
D543,164 S * 5/2007 Yang et al. D14/126
D548,708 S * 8/2007 Park et al. D14/126
D551,186 S * 9/2007 Yang et al. D14/126

* cited by examiner

Primary Examiner—Raphael Barkai
(74) *Attorney, Agent, or Firm*—Rabin & Berdo, P.C.

(57) **CLAIM**

The ornamental design for a “display,” as shown and described.

DESCRIPTION

FIG. 1 is a perspective view of display showing our new design;
FIG. 2 is a front view thereof;
FIG. 3 is a rear view thereof;
FIG. 4 is a left side elevational view thereof;
FIG. 5 is a right side elevational view thereof;
FIG. 6 is a top view thereof; and,
FIG. 7 is a bottom view thereof.

1 Claim, 5 Drawing Sheets

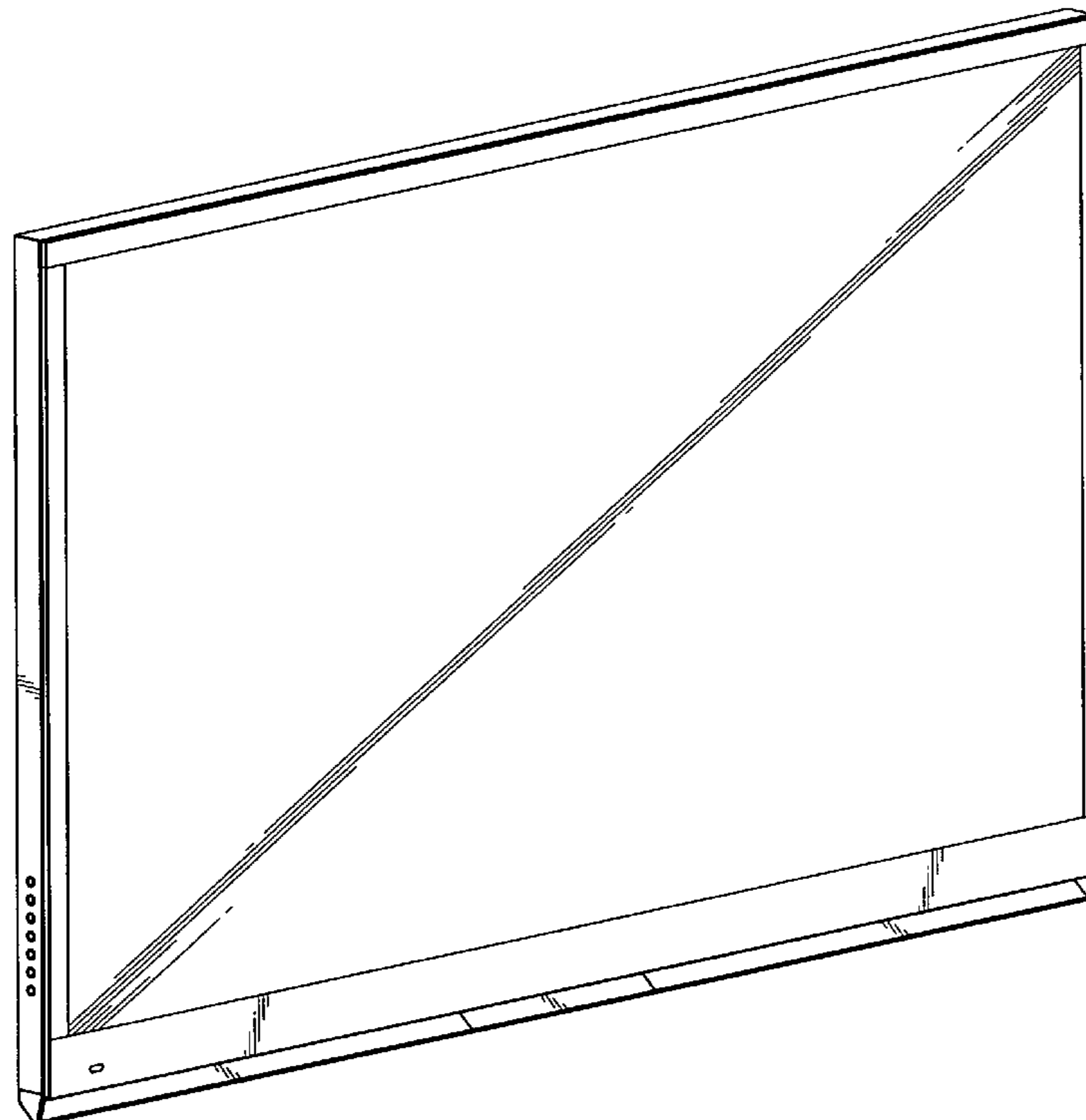
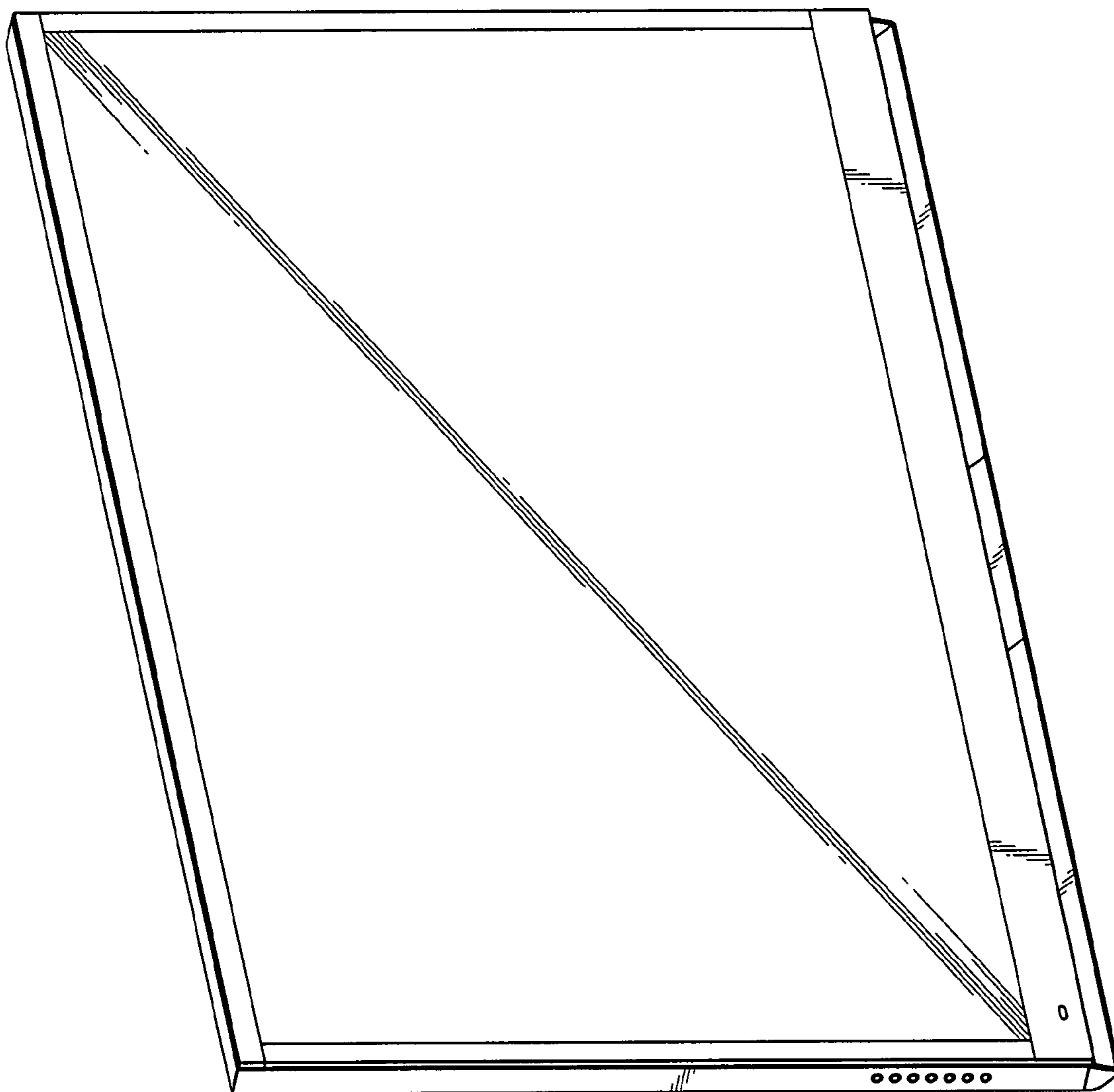


FIG. 1



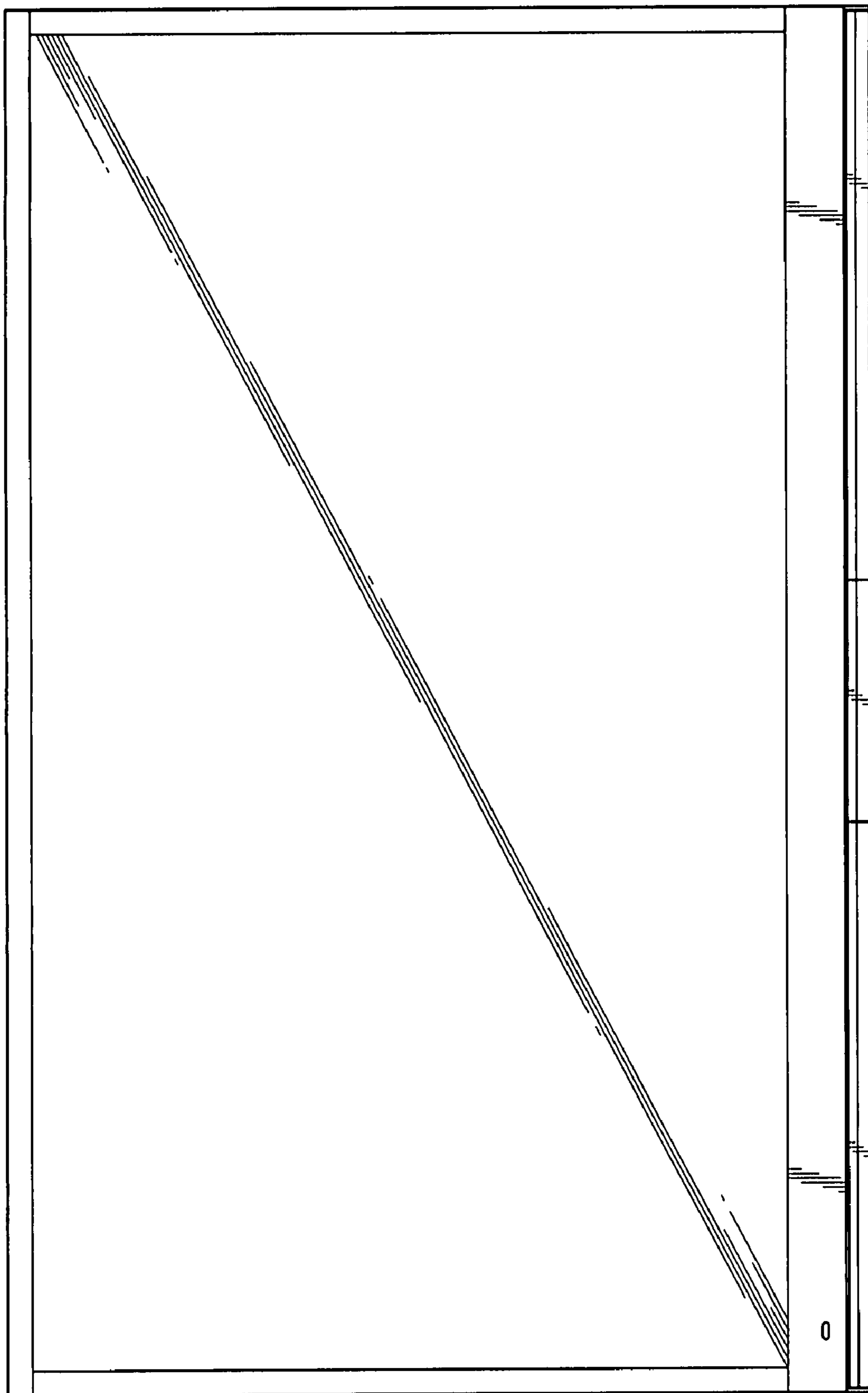


FIG.2

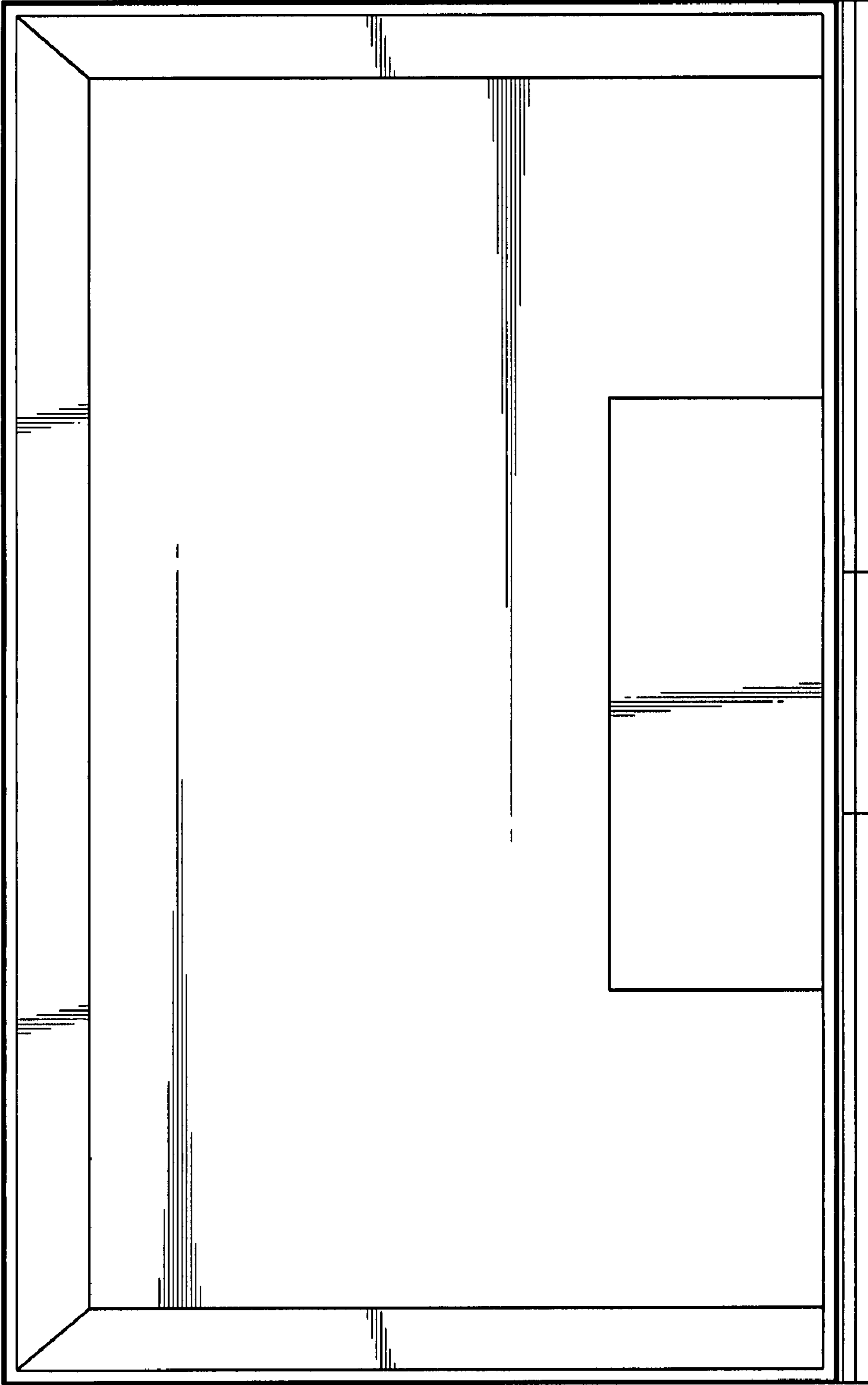


FIG.3




FIG. 5

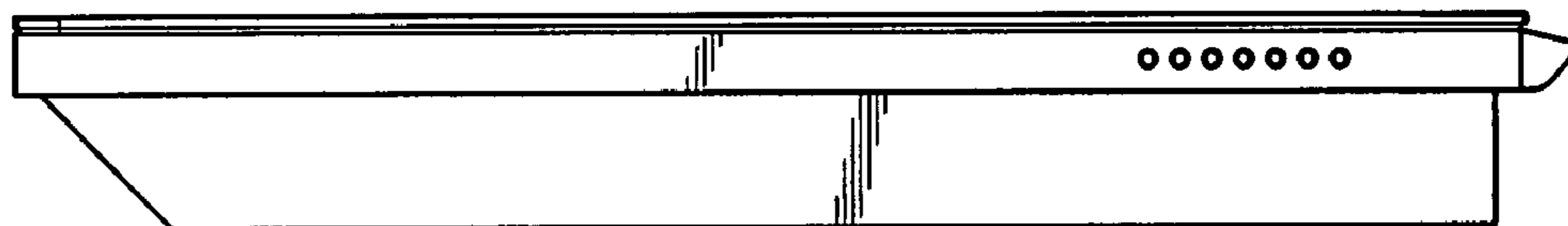


FIG. 4




FIG. 6



FIG. 7