



US00D611900S

(12) **United States Design Patent**
Yang

(10) **Patent No.:** **US D611,900 S**
(45) **Date of Patent:** **** Mar. 16, 2010**

(54) **INDUCTION CHARGER**

6,040,986 A 3/2000 Sakamoto
6,118,249 A 9/2000 Brockmann

(76) Inventor: **Lin Wei Yang**, No. 1 Henghai Road,
South District Zhongshan, Guangdong
(CN) 528400

(Continued)

FOREIGN PATENT DOCUMENTS

(**) Term: **14 Years**

CN 201204235 Y 3/2009

(21) Appl. No.: **29/341,169**

(Continued)

(22) Filed: **Jul. 31, 2009**

OTHER PUBLICATIONS

(51) **LOC (9) Cl.** **13-02**

(52) **U.S. Cl.** **D13/108**

(58) **Field of Classification Search** D13/102,
D13/107-110, 118-119, 184; D14/251,
D14/253, 432, 434; 320/103, 107-115

“Chargers and Charging,” Electropedia, accessed Aug. 11, 2009,
accessed at: <http://www.mpoweruk.com/chargers.htm>; 12 pages.

(Continued)

See application file for complete search history.

Primary Examiner—Rosemary K Tarcza

(74) *Attorney, Agent, or Firm*—Merchant & Gould P.C.

(56) **References Cited**

(57) **CLAIM**

U.S. PATENT DOCUMENTS

3,675,108 A	7/1972	Nicholl	
3,938,018 A	2/1976	Dahl	
4,496,896 A	1/1985	Melocik	
4,654,573 A	3/1987	Rough	
D321,855 S *	11/1991	Ross, Jr.	D13/107
5,122,729 A	6/1992	Itoga	
5,157,319 A	10/1992	Klontz	
D331,573 S *	12/1992	Iino	D14/434
5,396,538 A	3/1995	Hong	
5,600,225 A	2/1997	Goto	
5,654,621 A	8/1997	Seelig	
5,734,254 A	3/1998	Stephens	
D393,451 S *	4/1998	Faranda et al.	D14/434
D402,642 S *	12/1998	Faranda et al.	D14/434
5,850,135 A	12/1998	Kuki	
5,889,384 A	3/1999	Hayes	
5,896,278 A	4/1999	Tamura	
5,929,598 A	7/1999	Nakama	
D413,108 S *	8/1999	Suzuki	D14/434
D413,578 S *	9/1999	Larson et al.	D13/152
5,955,865 A	9/1999	Koike	
5,963,012 A	10/1999	Garcia	
D416,548 S *	11/1999	Sugano et al.	D14/434
6,016,046 A	1/2000	Kaite	
6,028,413 A	2/2000	Brockmann	

The ornamental design for an induction charger, as shown and described.

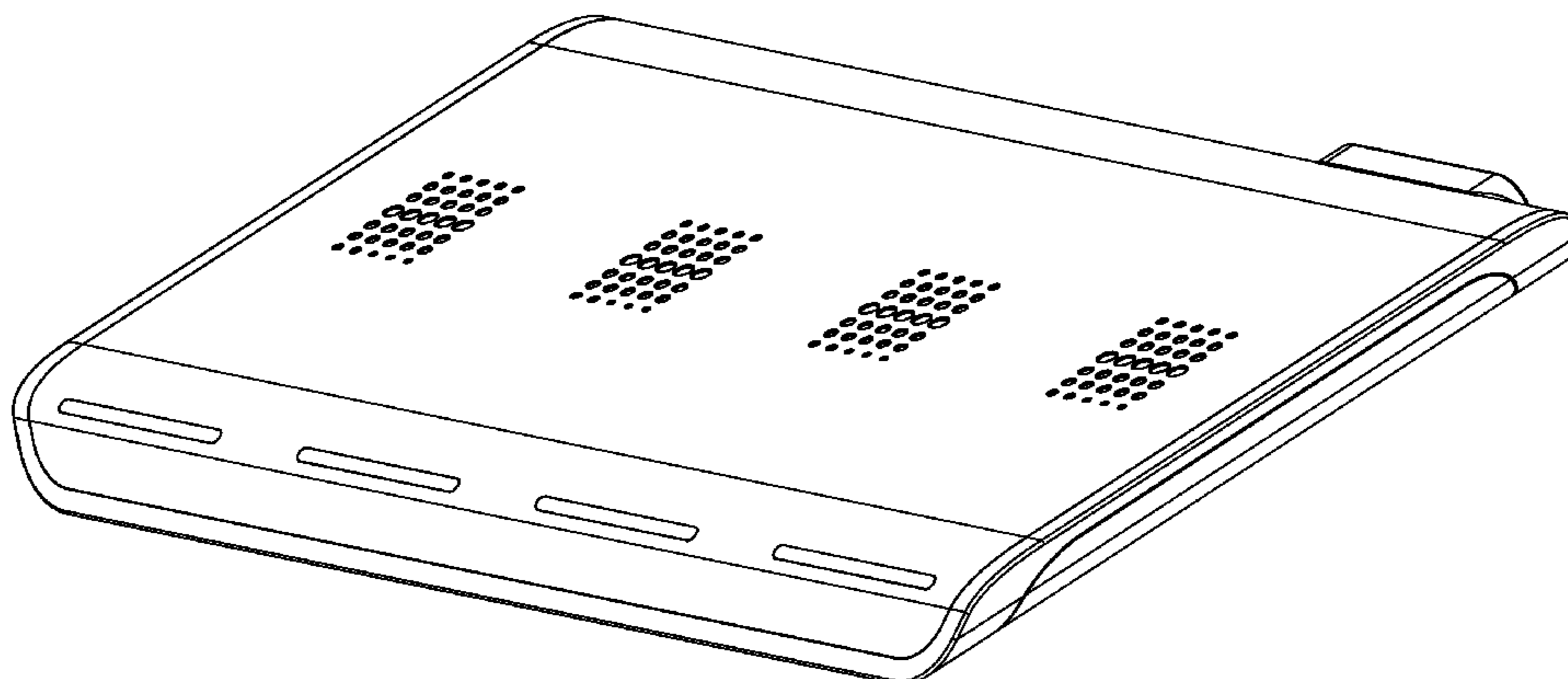
DESCRIPTION

FIG. 1 is a top, front, and right perspective view of an induction charger showing my new design;
FIG. 2 is a top, rear, and left perspective view thereof;
FIG. 3 is a top plan view thereof;
FIG. 4 is a bottom plan view thereof;
FIG. 5 is a side elevation view thereof;
FIG. 6 is a front elevation view thereof; and,
FIG. 7 is a rear elevation view thereof.

The other side elevation view is a mirror image to that shown in FIG. 5.

The broken lines shown in the drawings are included for the purpose of illustrating environmental structure and form no part of the claimed design.

1 Claim, 7 Drawing Sheets



US D611,900 S

Page 2

U.S. PATENT DOCUMENTS

6,127,799 A 10/2000 Krishnan
 6,154,005 A 11/2000 Hyogo
 6,184,651 B1 2/2001 Fernandez
 6,208,115 B1 3/2001 Binder
 6,310,465 B2 10/2001 Najima
 D450,707 S * 11/2001 Francavilla et al. D14/434
 6,316,909 B1 11/2001 Honda
 6,331,744 B1 12/2001 Chen
 6,351,098 B1 2/2002 Kaneko
 6,356,049 B2 3/2002 Oguri
 6,366,050 B2 4/2002 Kajiura
 6,489,745 B1 12/2002 Koreis
 6,498,456 B2 12/2002 Ettes
 D470,849 S * 2/2003 Bertagnole et al. D14/434
 6,636,017 B2 10/2003 Zink
 6,756,765 B2 6/2004 Bruning
 6,917,182 B2 7/2005 Burton
 6,935,797 B2 8/2005 Sim
 6,972,543 B1 12/2005 Wells
 7,151,357 B2 12/2006 Xian
 D535,613 S * 1/2007 Varalo et al. D13/108
 7,164,255 B2 1/2007 Hui
 7,180,265 B2 2/2007 Naskali
 7,208,912 B2 4/2007 Ghabra
 7,211,986 B1 5/2007 Flowerdew
 7,248,017 B2 7/2007 Cheng
 7,271,569 B2 9/2007 Oglesbee
 7,274,168 B2 9/2007 Tskukamoto
 7,373,133 B2 5/2008 Mickle
 7,375,493 B2 5/2008 Calhoon
 7,378,817 B2 5/2008 Calhoon
 7,400,112 B2 7/2008 Barbeau
 D574,769 S * 8/2008 Fisher et al. D13/108
 7,414,380 B2 8/2008 Tang
 D578,960 S * 10/2008 Fisher et al. D13/108
 D578,961 S * 10/2008 Fisher et al. D13/108
 7,443,135 B2 10/2008 Cho
 7,471,060 B2 12/2008 Raghunath
 7,471,062 B2 12/2008 Bruning
 7,495,414 B2 2/2009 Hui
 7,518,267 B2 4/2009 Baarman
 7,518,337 B2 4/2009 Beart
 7,548,040 B2 6/2009 Lee
 D598,013 S * 8/2009 Ju et al. D14/240
 7,570,994 B2 8/2009 Tamura
 2003/0030342 A1 2/2003 Chen
 2004/0145342 A1 7/2004 Lyon
 2004/0189246 A1 9/2004 Bulai
 2005/0156560 A1 7/2005 Shimaoke
 2005/0162125 A1 7/2005 Yu
 2005/0268472 A1 12/2005 Bourilkov
 2006/0028176 A1 2/2006 Tang
 2006/0061324 A1 3/2006 Oglesbee
 2006/0061326 A1 3/2006 Vine
 2006/0108974 A1 5/2006 Castillo
 2007/0046256 A1 3/2007 Kim
 2007/0096691 A1 5/2007 Duncan
 2007/0145830 A1 6/2007 Lee
 2007/0182367 A1 8/2007 Partovi
 2007/0222426 A1 9/2007 Waffenschmidt
 2008/0001572 A9 1/2008 Baarman
 2008/0111518 A1 5/2008 Toya
 2008/0116847 A1 5/2008 Loke
 2008/0137890 A1 6/2008 Petersen
 2008/0150754 A1 6/2008 Quendt
 2008/0164840 A1 7/2008 Kato
 2008/0164844 A1 7/2008 Kato
 2008/0211455 A1 9/2008 Park
 2008/0224655 A1 9/2008 Tilley
 2008/0234009 A1 9/2008 Zeiger
 2008/0278112 A1 11/2008 Hui

2008/0303479 A1 12/2008 Park
 2008/0315826 A1 12/2008 Alberth, Jr.
 2009/0001930 A1 1/2009 Pohjonen
 2009/0001931 A1* 1/2009 Lin 320/108
 2009/0015211 A1 1/2009 Ribellino
 2009/0033280 A1 2/2009 Choi
 2009/0040794 A1 2/2009 Williams
 2009/0048003 A1 2/2009 Lu
 2009/0049319 A1 2/2009 Meynants
 2009/0058358 A1 3/2009 Inoue
 2009/0072784 A1 3/2009 Erickson
 2009/0075704 A1 3/2009 Wang
 2009/0090763 A1 4/2009 Zemlok
 2009/0096412 A1 4/2009 Huang
 2009/0102416 A1* 4/2009 Burley 320/103
 2009/0102419 A1 4/2009 Gwon
 2009/0108805 A1 4/2009 Liu
 2009/0111393 A1 4/2009 Scalisi
 2009/0121675 A1 5/2009 Ho
 2009/0140690 A1 6/2009 Jung
 2009/0140692 A1 6/2009 Hwang
 2009/0146608 A1 6/2009 Lee
 2009/0153098 A1 6/2009 Toya
 2009/0154149 A1 6/2009 Huang
 2009/0156268 A1 6/2009 Kim
 2009/0182388 A1 7/2009 Von Arx
 2009/0184680 A1 7/2009 Kao
 2009/0195214 A1 8/2009 Gehrke

FOREIGN PATENT DOCUMENTS

EP 0 369 662 A2 5/1990
 EP 1 432 097 A1 6/2004
 EP 1 727 395 A2 11/2006
 EP 1 962 365 A1 8/2008
 KR 2003-0072999 A 9/2003
 KR 2004-0028312 A 4/2004
 WO WO 00/54387 A1 9/2000
 WO WO 02/15320 A1 2/2002
 WO WO 02/37641 A1 5/2002
 WO WO 03/075415 A1 9/2003
 WO WO 03/105311 A1 12/2003
 WO WO 2004/073176 A2 8/2004
 WO WO 2004/088816 A1 10/2004
 WO WO 2006/001557 A1 1/2006
 WO WO 2007/000055 A1 1/2007
 WO WO 2007/086673 A1 8/2007
 WO WO 2008/016273 A1 2/2008
 WO WO 2008/026080 A2 3/2008
 WO WO 2008/044875 A1 4/2008
 WO WO 2008/091138 A1 7/2008
 WO WO 2008/137996 A1 11/2008
 WO WO 2008/140333 A2 11/2008
 WO WO 2009/031673 A1 3/2009
 WO WO 2009/050624 A2 4/2009
 WO WO 2009/050625 A2 4/2009
 WO WO 2009/066296 A2 5/2009
 WO WO 2009/071908 A1 6/2009
 WO WO 2009/080786 A2 7/2009

OTHER PUBLICATIONS

Choi et al., Design and Implementation of Low-Profile Contactless Battery charger Using Planar Printed Circuit Board Windings as Energy Transfer Device, vol. 51, 2004, 1 page.
 Electronic Design, published Dec. 4, 2008, 5 pages.
 Hirai et al., Study on Intelligent Battery charging Using Inductive Transmission of Power and Information, Mar. 2000, pp. 335-345.
 Hui et al., A New Generation of Universal Contactless Battery Charging Platform for Portable Consumer Electronic Equipment, vol. 1, 2004, pp. 638-644.
 Jang et al., a New Soft-Switched Contactless Battery Charger with Robust Local Controllers, Oct. 19-23, 2003, 7 pages.

Kim et al., Design of a Contactless Battery Charger for Cellular Phone, © 2000 IEEE, 5 pages.

Leung et al., Wireless Power Transmission and Charging Pad, accessed Oct. 20, 2009, 9 pages.

Murph, Darren, "Seiko Epson, Murata Team Up on Contactless Quick Charger" Sep. 29, 2007, 4 pages.

Nissan Develops Contactless Charging System, Jul. 29, 2009, © Ubergizmo, 4 pages.

WildCharge, Life Unplugged!, Company Information, accessed on Oct. 19, 2009, accessed at: http://www.wildcharge.com/index.cfm/fuseaction/category.display/category_ID/257/Com...; 2 pages.

WildCharge, Life Unplugged!, Our Technology Information, accessed on Oct. 19, 2009, accessed at: http://www.wildcharge.com/index.cfm/fuseaction/category.display/category_id/262/Our...; 2 pages.

WildCharge, Life Unplugged!, Technology Information, accessed on Oct. 19, 2009, accessed at: http://www.wildcharge.com/index.cfm/fuseaction/category.display/category_ID/255/How...; 2 pages.

WildCharge, Life Unplugged!, Versatile New PowerDisc Enables Wire-Free Charging for Hundreds of Mobile Devices, accessed on Oct. 19, 2009, accessed at: <http://www.wildcharge.com/index.cfm>; 2 pages.

* cited by examiner

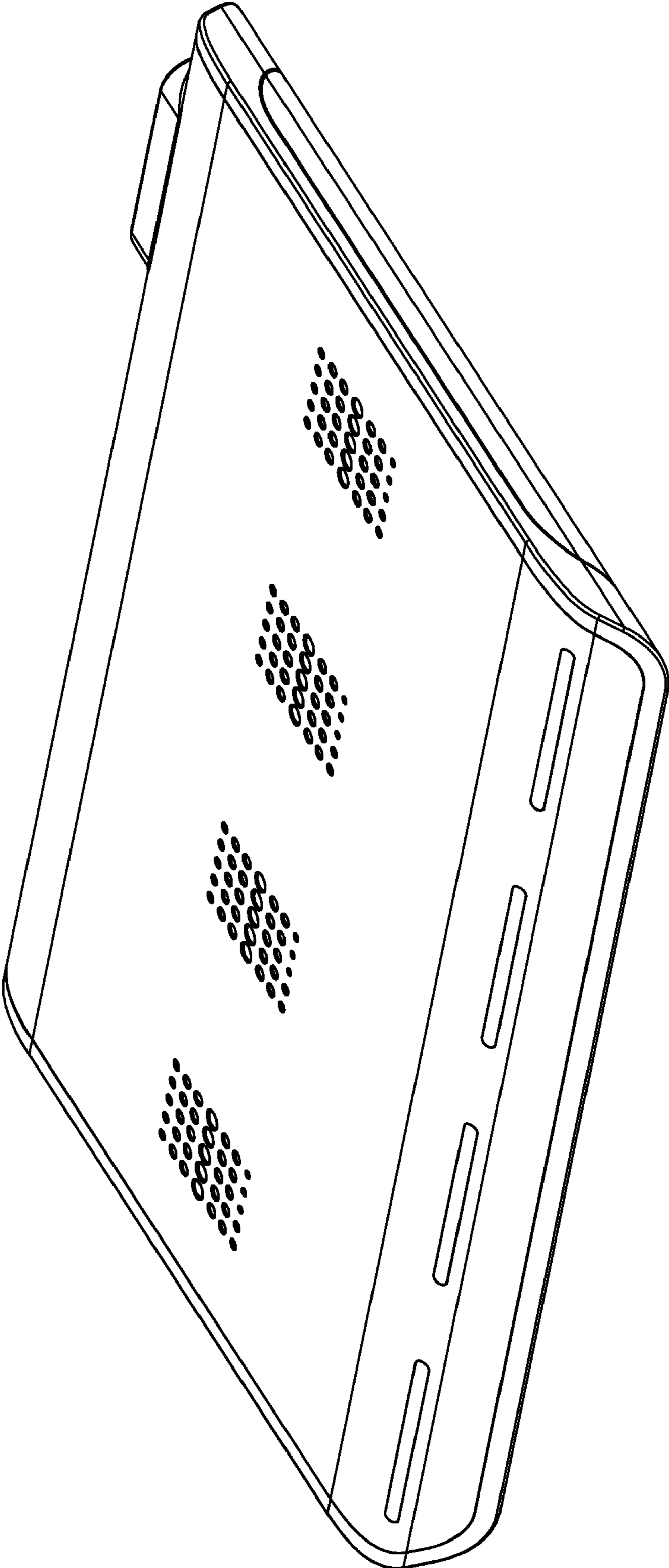


FIG. 1

FIG. 2

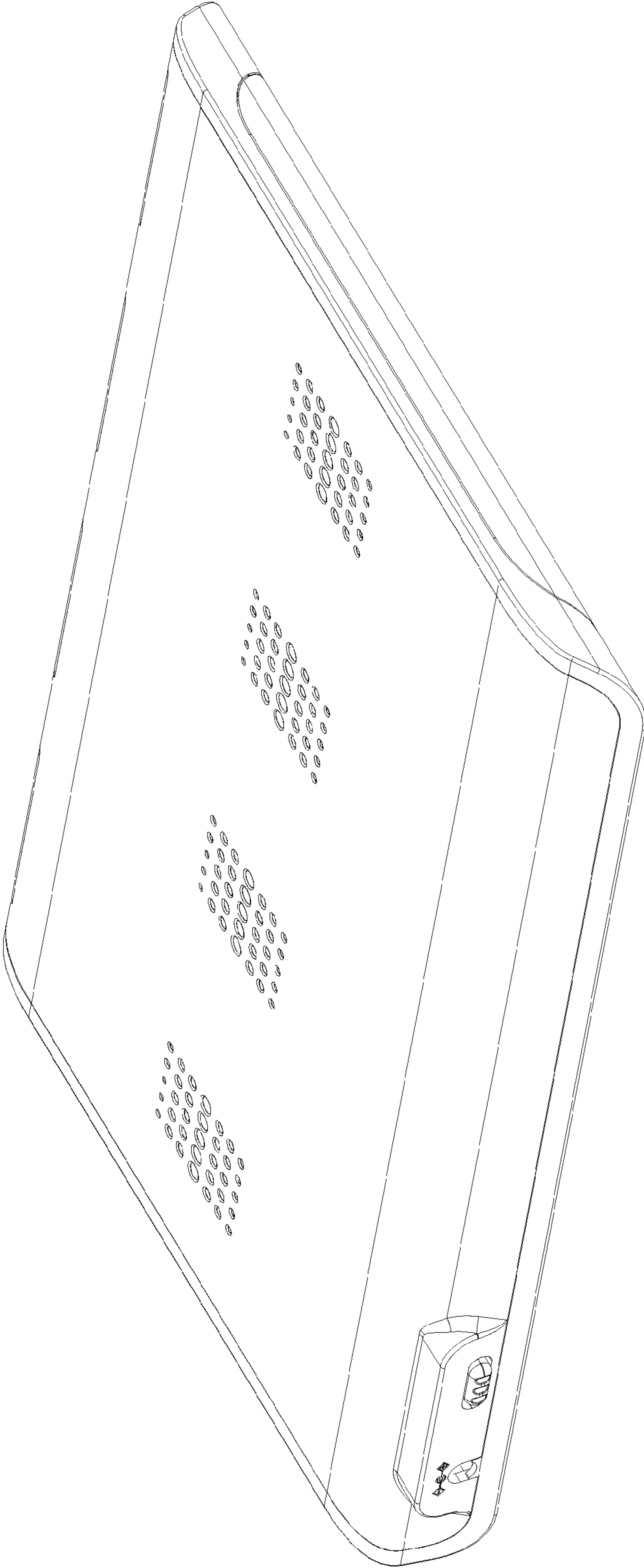
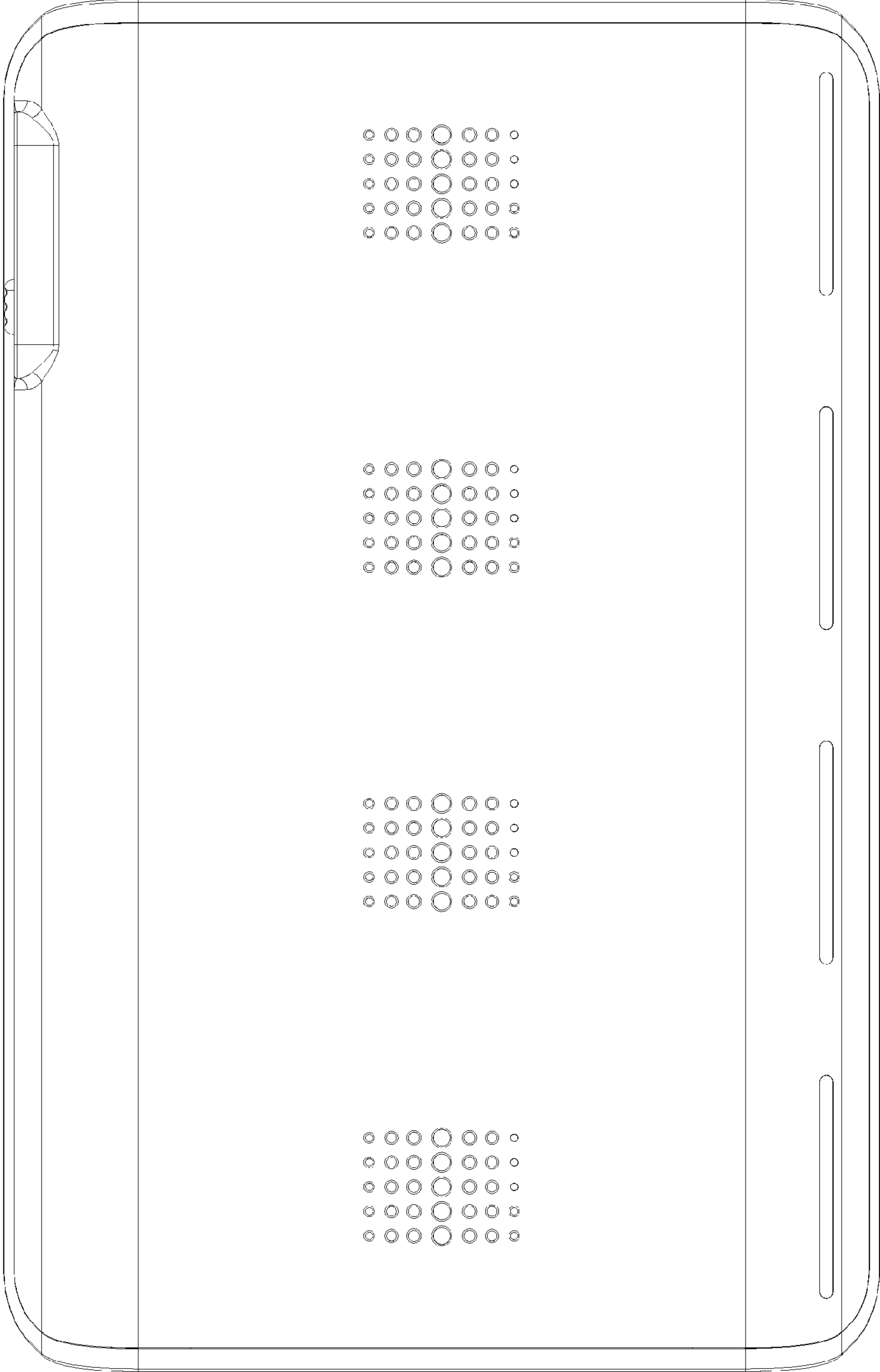


FIG. 3



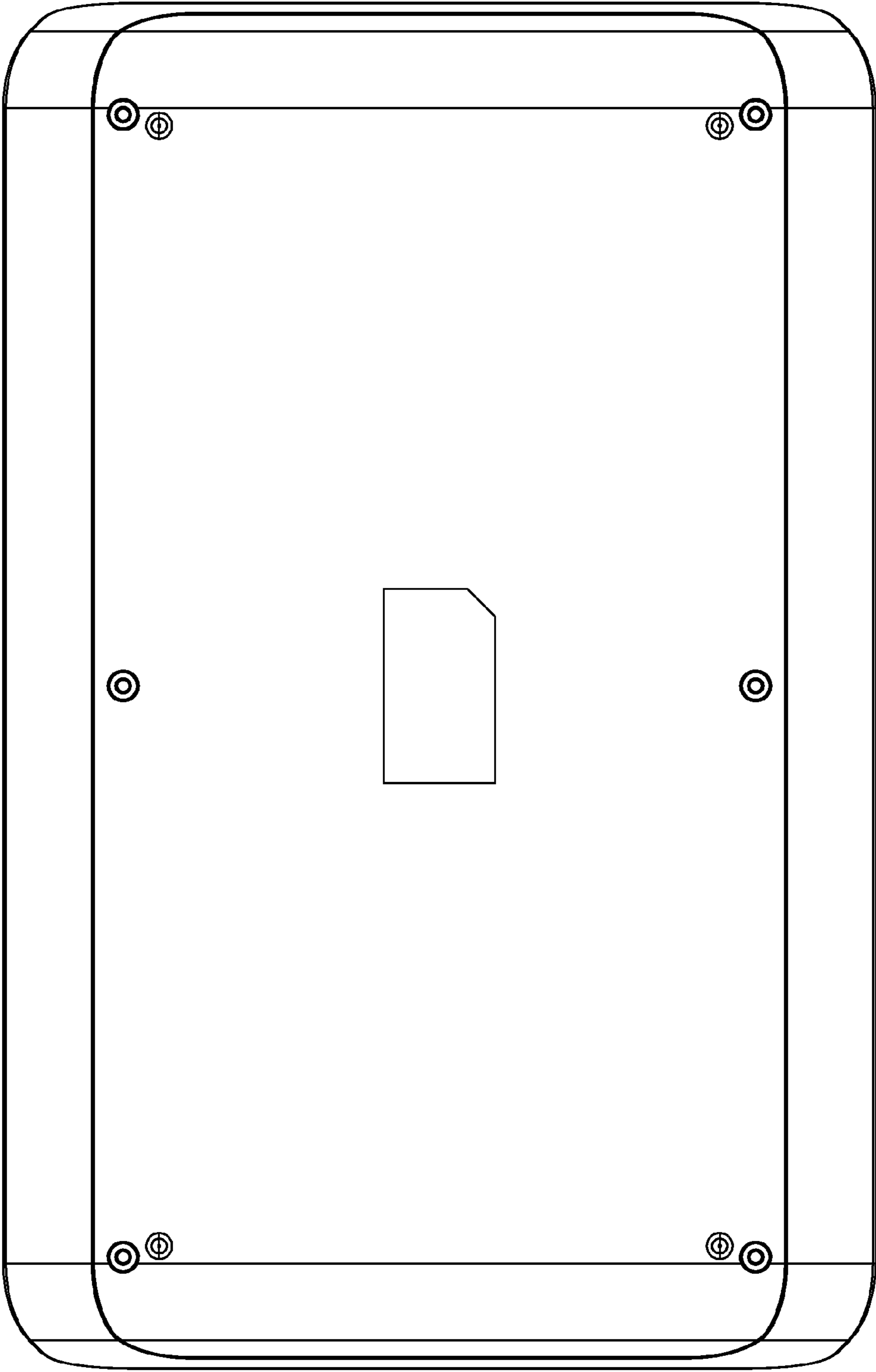


FIG. 4




FIG. 5

FIG. 6




FIG. 7

