



US00D611894S

(12) **United States Design Patent**
Scheifele

(10) **Patent No.:** **US D611,894 S**

(45) **Date of Patent:** **** *Mar. 16, 2010**

(54) **TIRE SHOULDER**

(75) Inventor: **Kevin E. Scheifele**, Atwater, OH (US)

(73) Assignee: **Bridgestone Americas Tire Operations, LLC**

(**) Term: **14 Years**

(21) Appl. No.: **29/339,921**

(22) Filed: **Jul. 10, 2009**

(51) **LOC (9) Cl.** **12-15**

(52) **U.S. Cl.** **D12/605**

(58) **Field of Classification Search** D12/500–501,
D12/544, 579, 600, 605, 604; 152/523–524,
152/DIG. 12, 555; D7/588, 396.4–396.5
See application file for complete search history.

(56) **References Cited**

U.S. PATENT DOCUMENTS

D429,190 S	8/2000	Baker	
D429,191 S	8/2000	Baker	
D430,518 S	9/2000	Baker	
D430,827 S	9/2000	Baker	
D430,828 S	9/2000	Baker	
D432,060 S	10/2000	Baker	
D450,021 S *	11/2001	Kemp, Jr.	D12/605
D516,016 S *	2/2006	Miyazaki et al.	D12/605
D546,273 S *	7/2007	Dumigan	D12/605
D549,166 S *	8/2007	Lee	D12/605
D568,235 S *	5/2008	Dixon	D12/605
D569,792 S *	5/2008	Holden et al.	D12/605
D575,222 S *	8/2008	Fujita	D12/605

D577,331 S *	9/2008	Ochi	D12/605
D577,661 S *	9/2008	Umstot et al.	D12/605
D588,530 S *	3/2009	Shondel	D12/605
D595,643 S *	7/2009	Ochi	D12/605
D596,116 S *	7/2009	Fujita	D12/605
D597,024 S *	7/2009	Ochi	D12/605
D597,025 S *	7/2009	Fujita	D12/605

OTHER PUBLICATIONS

U.S. Appl. No. 29/336,361, Scheifele, Kevin.

* cited by examiner

Primary Examiner—Stacia Cadmus

(74) *Attorney, Agent, or Firm*—Thomas R. Kingsbury

(57) **CLAIM**

The ornamental design for a tire shoulder, as shown and described.

DESCRIPTION

FIG. 1 is a perspective view of a tire shoulder showing our new design;

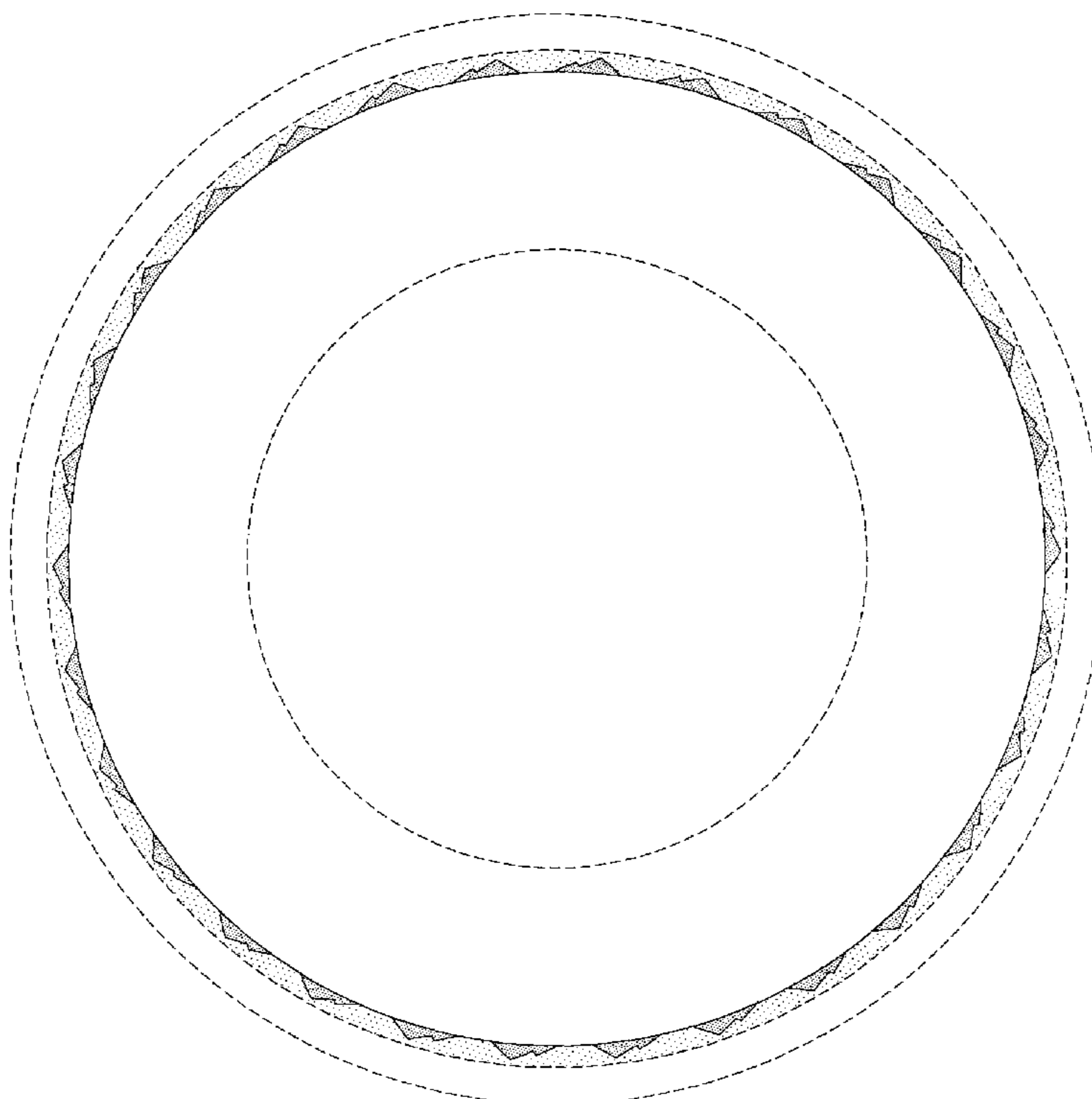
FIG. 2 is a side elevational view thereof the opposite side being identical thereto;

FIG. 3 is a front view thereof; and,

FIG. 4 is an enlarged fragmentary perspective view thereof.

The broken lines defining the tire tread, sidewall, inner bead, and the peripheral boundary between the claimed tire shoulder and tread are for illustrative purposes only and form no part of the claimed design.

1 Claim, 4 Drawing Sheets



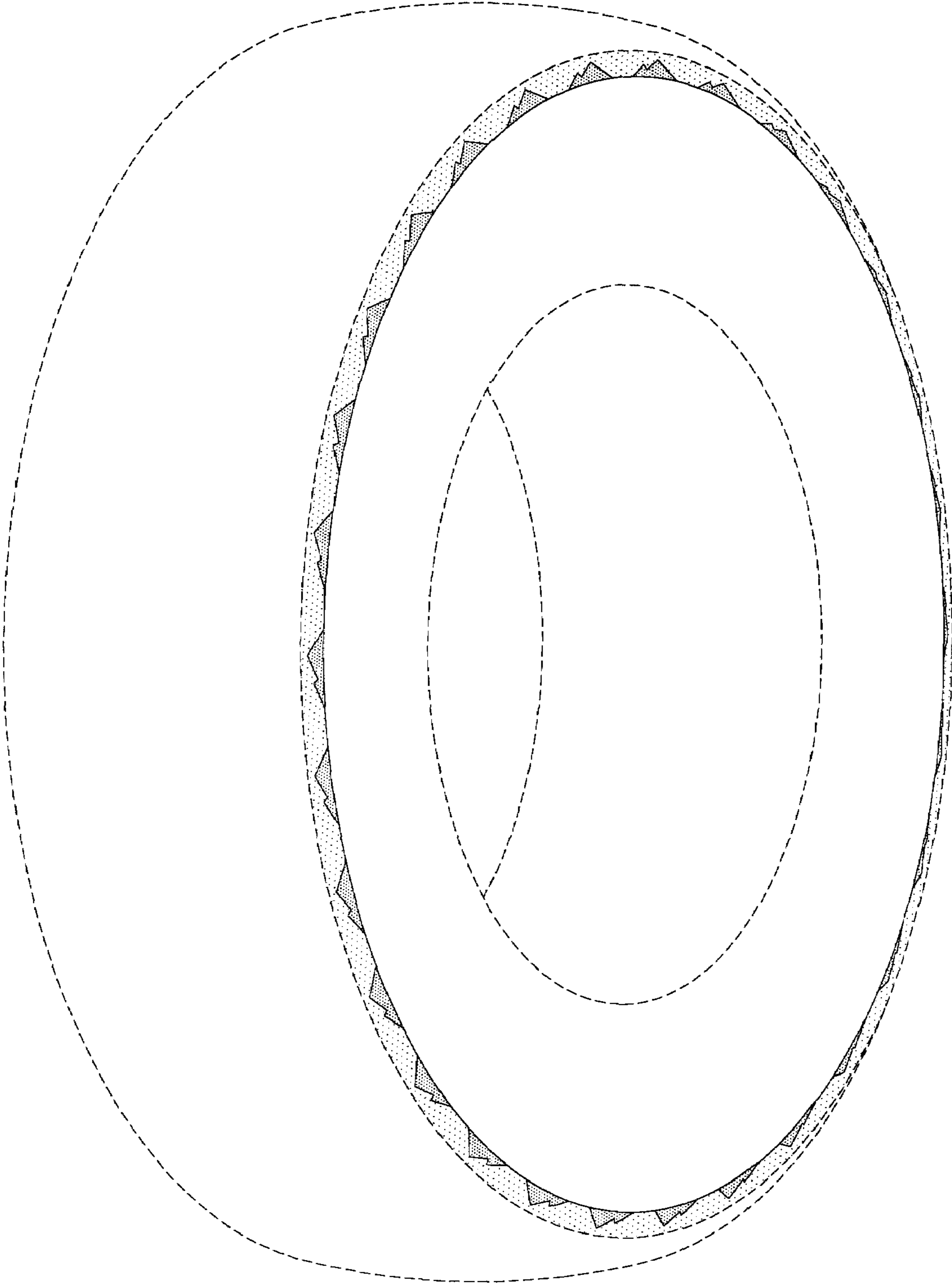


FIG-1




FIG-2

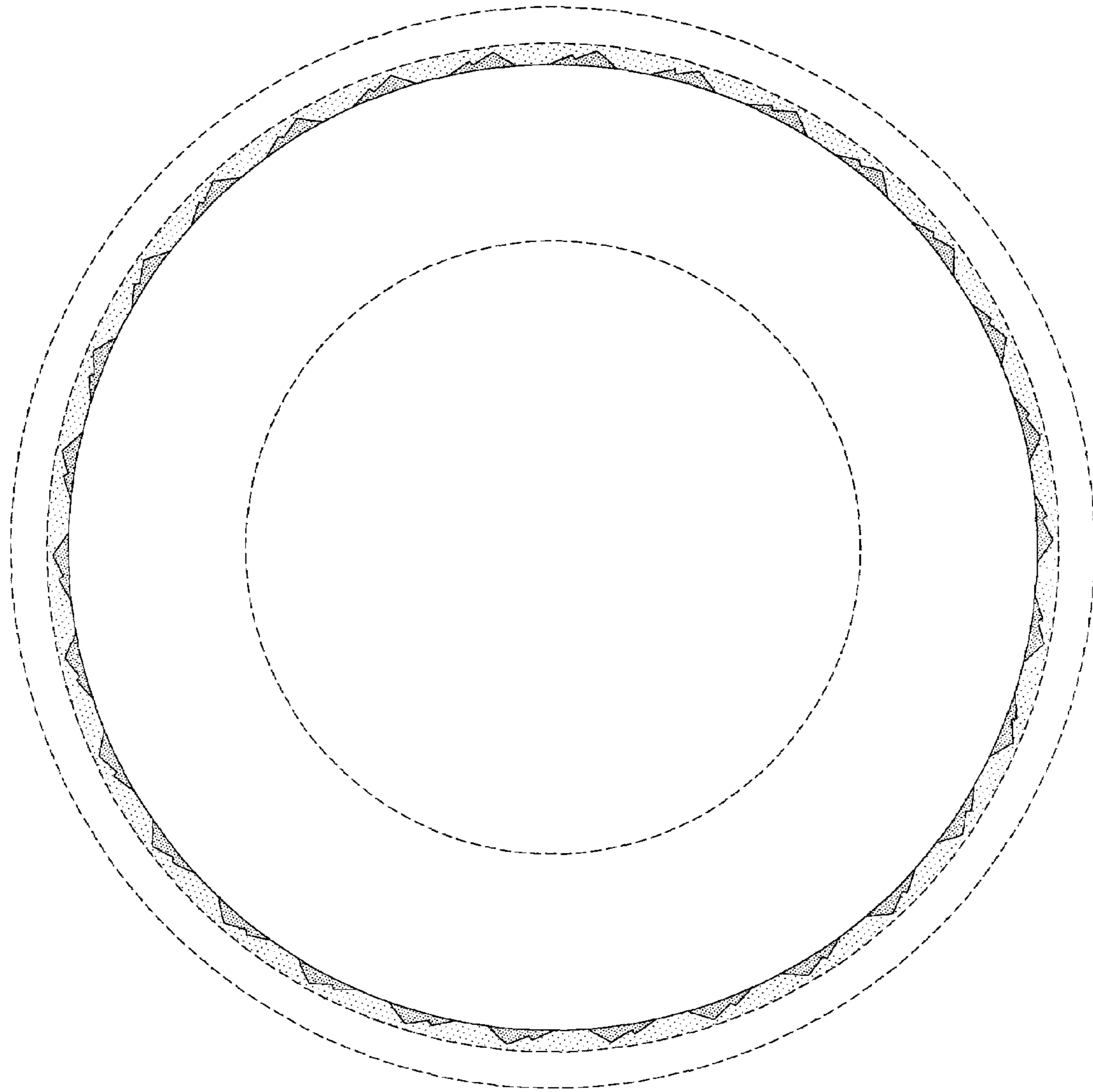


FIG-3

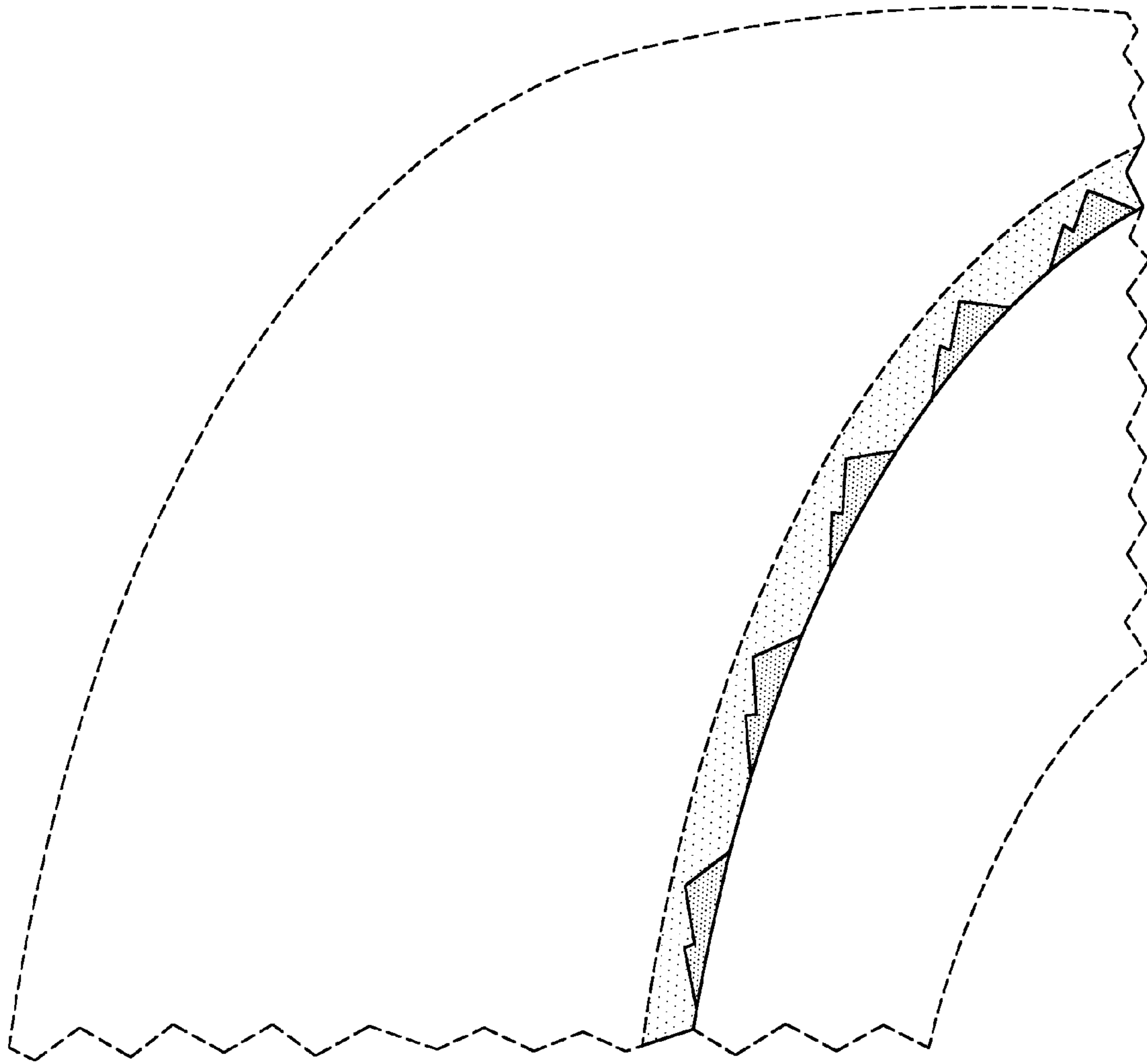


FIG-4