



US00D611885S

(12) **United States Design Patent**
Dringenberg

(10) **Patent No.:** **US D611,885 S**

(45) **Date of Patent:** **** Mar. 16, 2010**

(54) **FUEL DOOR**

D537,398 S 2/2007 Levey et al.
D539,202 S 3/2007 Elwell et al.

(76) Inventor: **Steven A. Dringenberg**, 3527 Snows Rd., Camino, CA (US) 95709

* cited by examiner

(**) Term: **14 Years**

Primary Examiner—Susan Moon Lee
Assistant Examiner—Linda G. Brooks
(74) *Attorney, Agent, or Firm*—Renner, Kenner, Greive, Bobak, Taylor & Weber

(21) Appl. No.: **29/334,968**

(22) Filed: **Apr. 6, 2009**

(57) **CLAIM**

(51) **LOC (9) Cl.** **12-16**

(52) **U.S. Cl.** **D12/197**

(58) **Field of Classification Search** D12/218,
D12/197, 198, 110; D9/452, 454, 201, 443,
D9/444; 220/235, 288, 86.1–86.3, 414, 200,
220/203.4, 4.14, 304, 211, DIG. 32, 376,
220/DIG. 33; 280/830, 834, 288.4, 833,
280/835; 137/592; 296/97.22

I claim the ornamental design for a fuel door, as shown and described.

See application file for complete search history.

DESCRIPTION

(56) **References Cited**

U.S. PATENT DOCUMENTS

D400,838 S 11/1998 Stahel
D425,004 S 5/2000 Bonvicin
6,352,295 B1 3/2002 Leitner
D503,667 S * 4/2005 Keefer et al. D12/197
D506,426 S 6/2005 Quast

FIG. 1 is a top plan view of a fuel door embodying the present design;

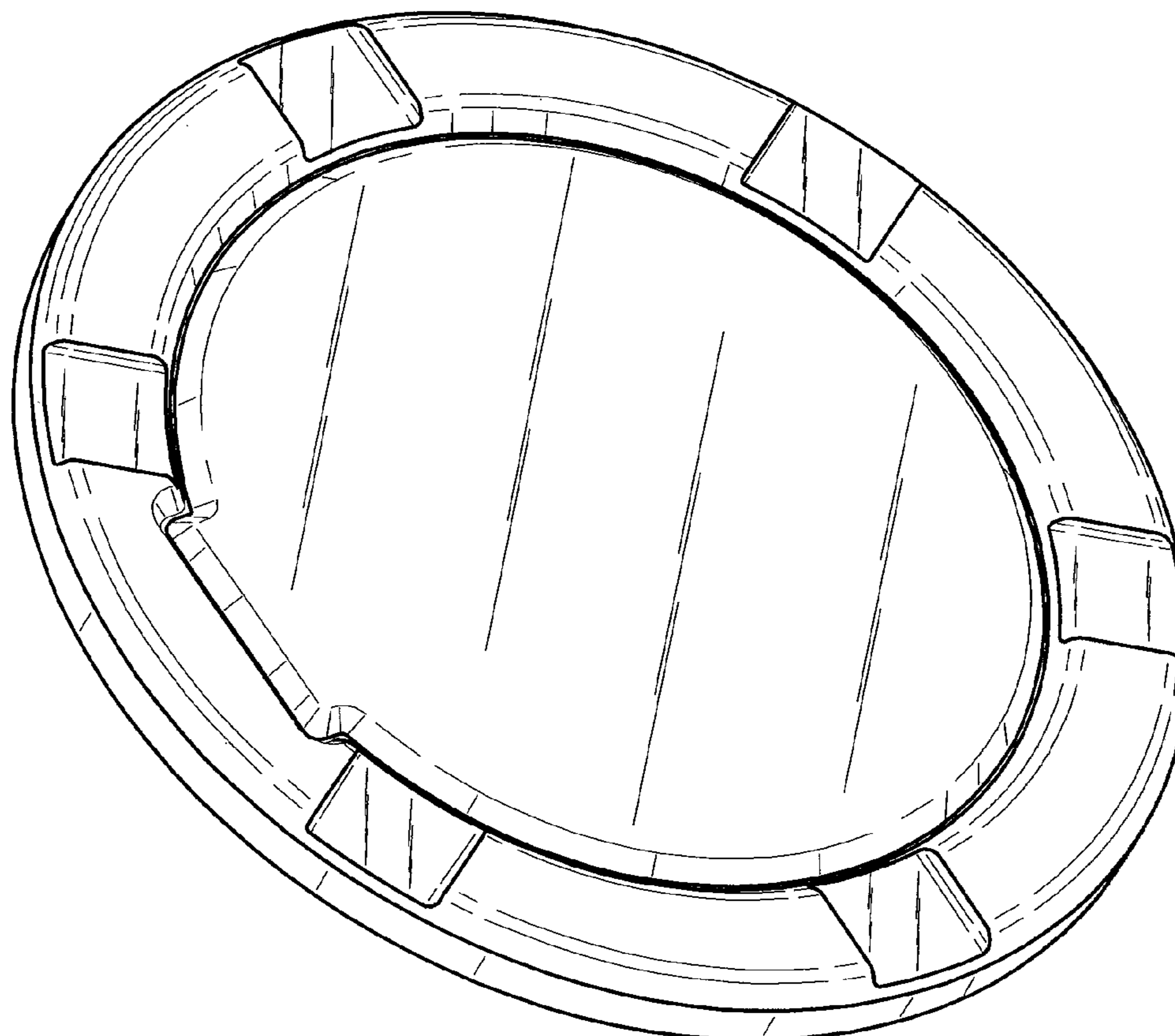
FIG. 2 is a side elevational view of the fuel door of FIG. 1;

FIG. 3 is a top, side perspective view of the fuel door of FIG. 1; and,

FIG. 4 is a top, side perspective view of the fuel door of FIG. 1 in a partially opened position.

The bottom of the fuel door forms no part of the claimed design.

1 Claim, 3 Drawing Sheets



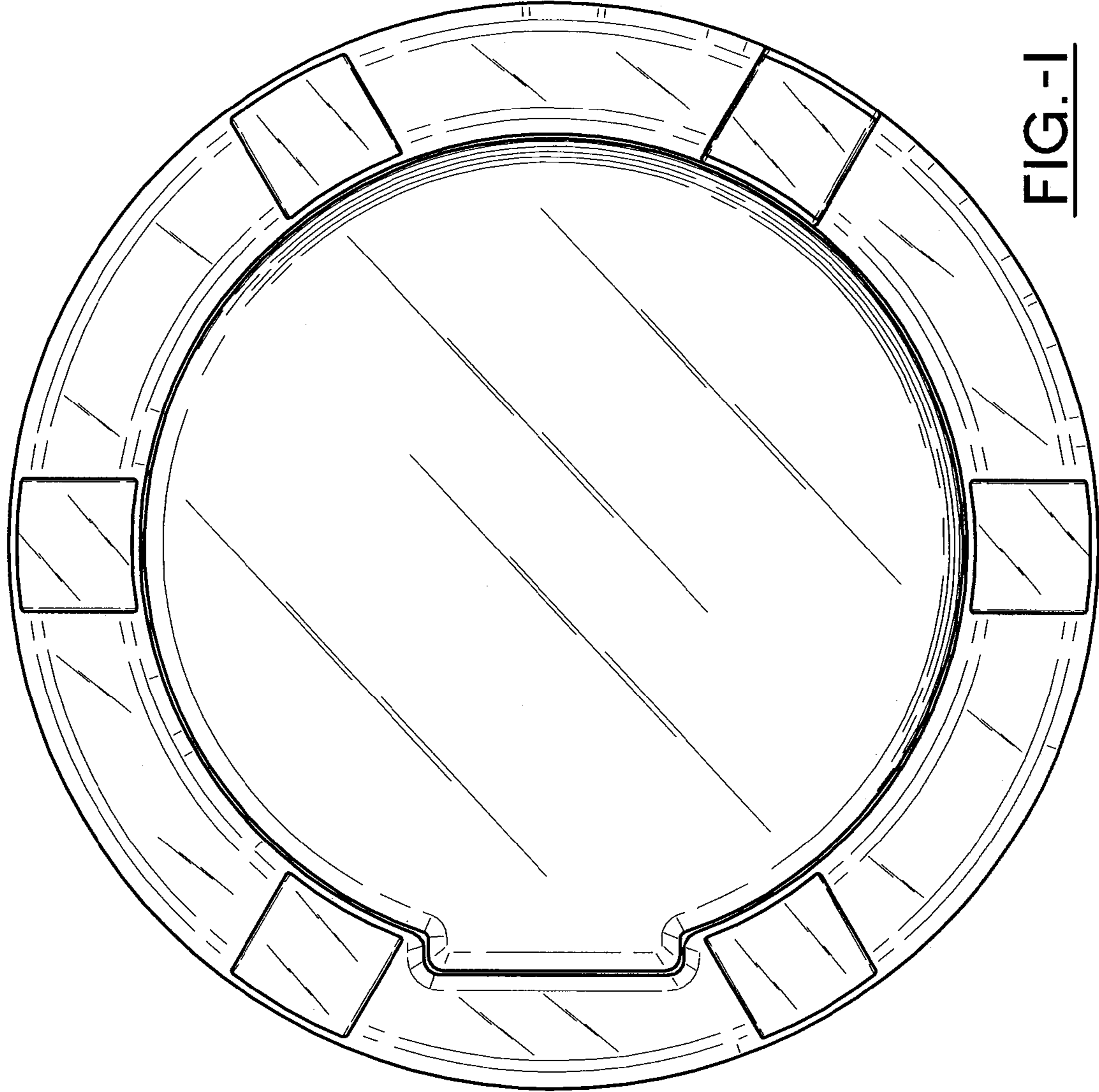


FIG.-1




FIG.-2

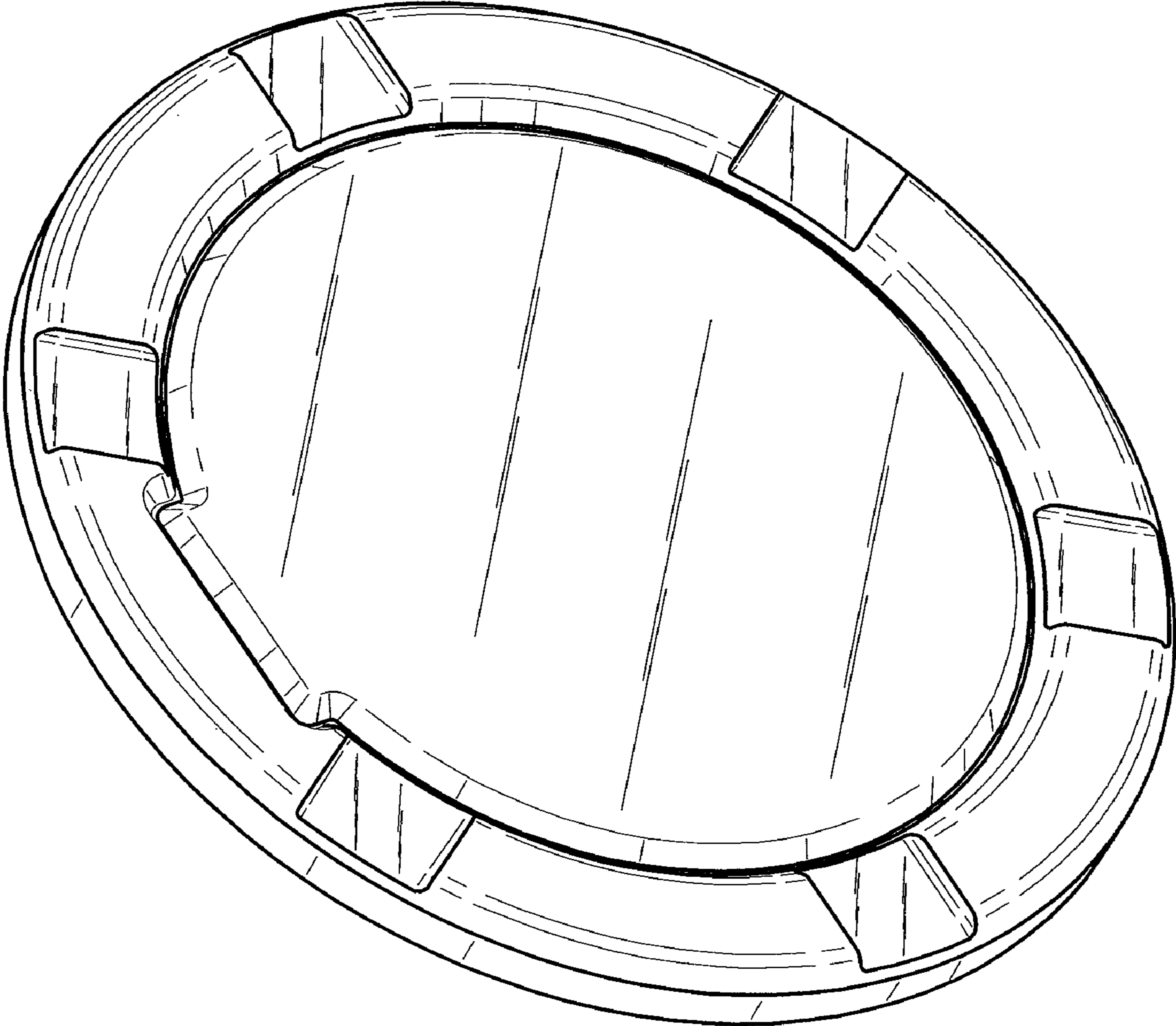


FIG.-3

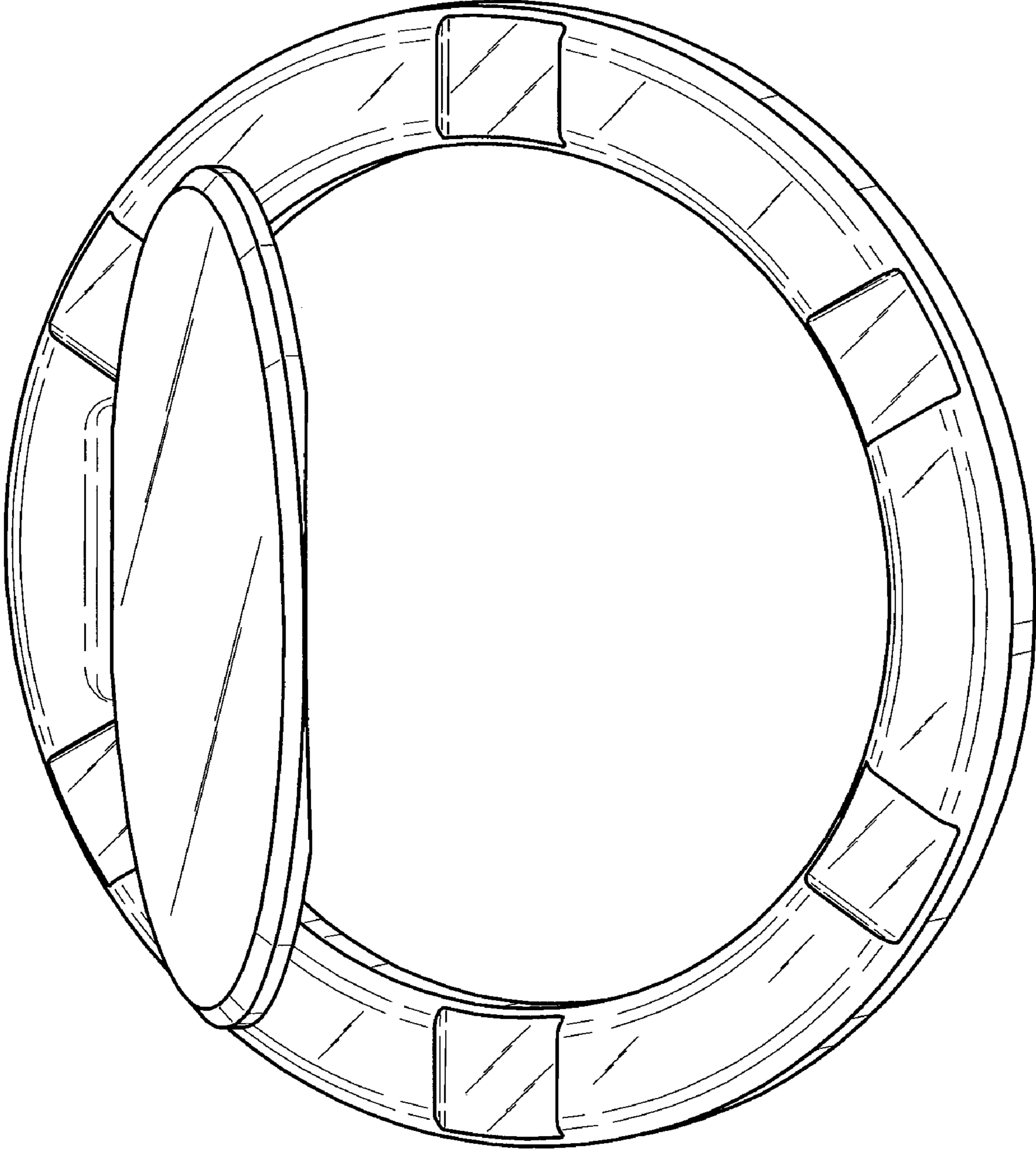


FIG.-4