



US00D611874S

(12) **United States Design Patent**
Bell

(10) **Patent No.:** **US D611,874 S**
(45) **Date of Patent:** **** Mar. 16, 2010**

(54) **LIGHT DISPLAY DEVICE**

(75) Inventor: **Fred W. Bell**, Laguna Beach, CA (US)

(73) Assignee: **Pyradyne, Inc.**, Laguna Beach, CA (US)

(**) Term: **14 Years**

(21) Appl. No.: **29/304,664**

(22) Filed: **Mar. 5, 2008**

(51) **LOC (9) Cl.** **11-02**

(52) **U.S. Cl.** **D11/131; D11/91**

(58) **Field of Classification Search** D11/1-7,
D11/9, 13-14, 16-17, 26, 32, 40, 42-44,
D11/48-49, 53, 56-57, 61, 66, 69, 74, 76-77,
D11/79, 80-93, 95-101, 103, 105, 108, 116,
D11/131; 63/1.11, 1.16, 13, 14.1, 15, 15.1-15.4,
63/18-23, 26-28, 32-33, DIG. 3

See application file for complete search history.

(56) **References Cited**

U.S. PATENT DOCUMENTS

1,189,497	A *	7/1916	Schwartzman	59/80
D55,597	S *	7/1920	Felger	D11/91
D57,218	S *	3/1921	Eliasoff	D11/89
D145,056	S	6/1946	Boucher		
D175,407	S	8/1955	Katz		
D175,967	S	11/1955	Katz		
D177,132	S	3/1956	Katz		
D245,490	S	8/1977	Klitzner		
D247,882	S	5/1978	Zimmerman		
D253,754	S	12/1979	Hill		

D268,336	S	3/1983	Shapiro		
5,056,337	A *	10/1991	Nhaissi	63/26
D329,026	S *	9/1992	Chia et al.	D11/12
D335,639	S *	5/1993	Chia et al.	D11/93
D337,547	S *	7/1993	Keshishian	D11/93
D338,852	S *	8/1993	Keshishian	D11/93
D394,226	S	5/1998	Bell		
D427,933	S *	7/2000	Tirakian	D11/92
7,036,339	B1 *	5/2006	Chia et al.	63/26

* cited by examiner

Primary Examiner—Philip S Hyder

Assistant Examiner—Susan E Krakower

(74) *Attorney, Agent, or Firm*—Knobbe, Martens, Olson & Bear, LLP

(57) **CLAIM**

The ornamental design for a light display device, as shown and described.

DESCRIPTION

FIG. 1 is a front, top and right side perspective view of a light display device;

FIG. 2 is a top plan view thereof;

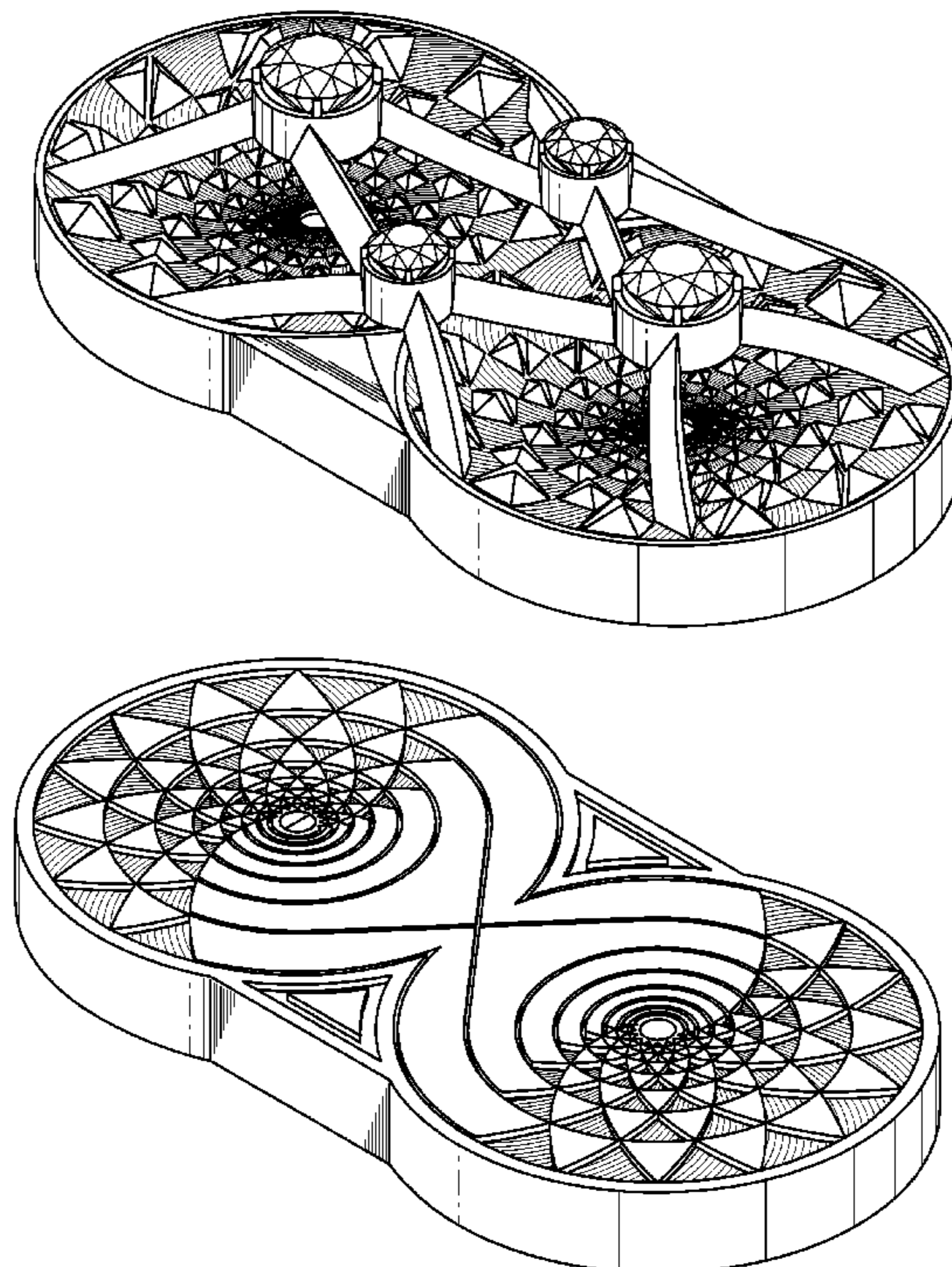
FIG. 3 is a bottom view thereof;

FIG. 4 is a front elevational view thereof, the rear elevational view being a mirror image thereof;

FIG. 5 is a right side elevational view thereof, the left side elevational view being a mirror image thereof; and,

FIG. 6 is a rear, bottom and left side perspective view thereof.

1 Claim, 6 Drawing Sheets



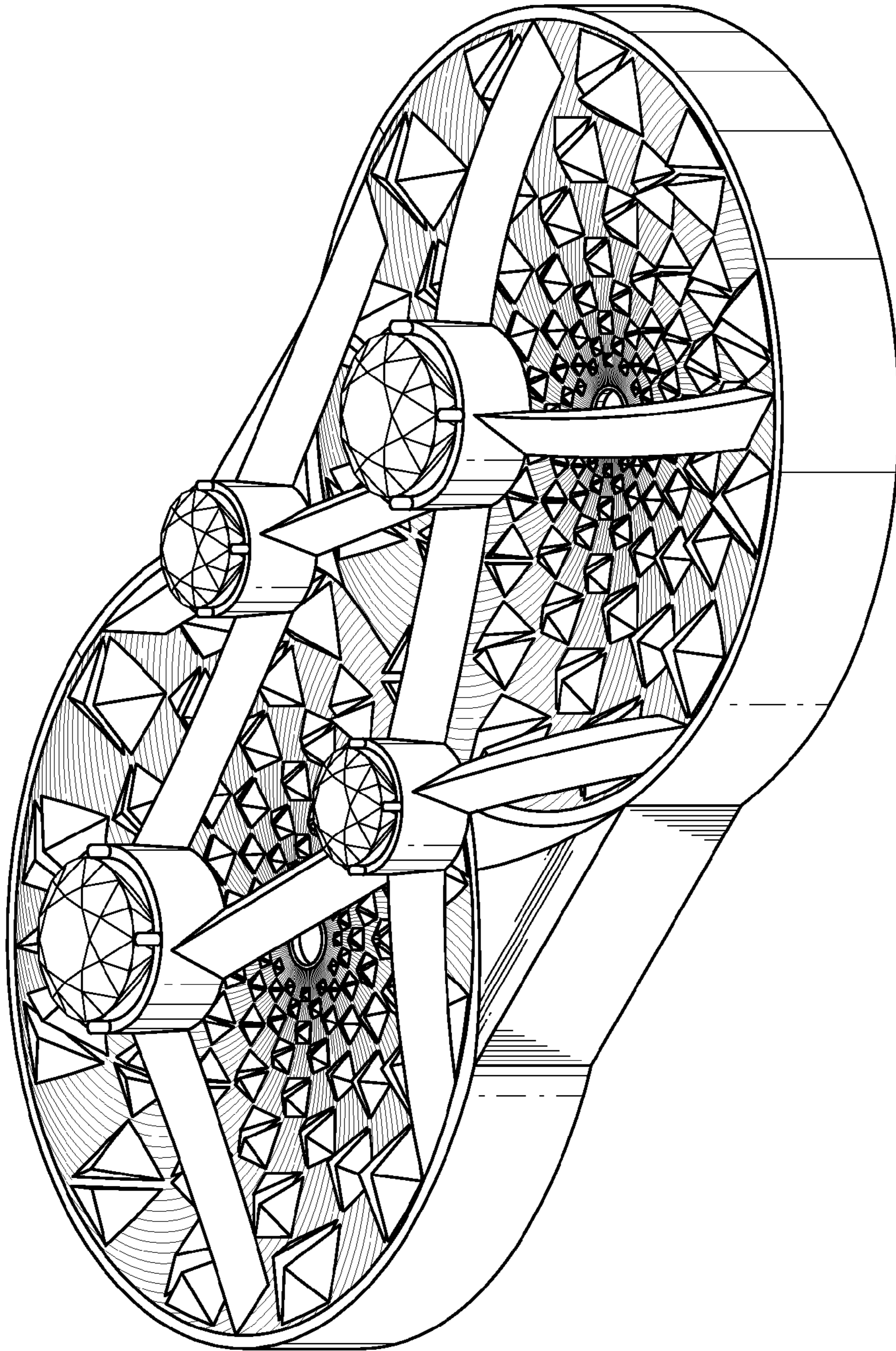


FIG. 1




FIG. 2




FIG. 3

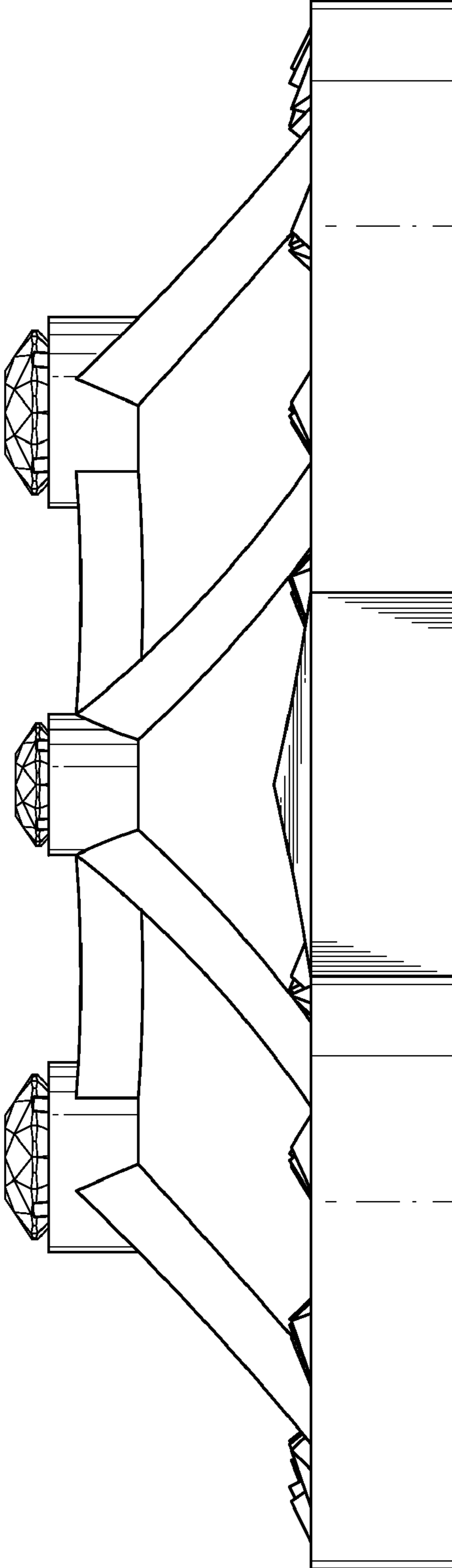


FIG. 4

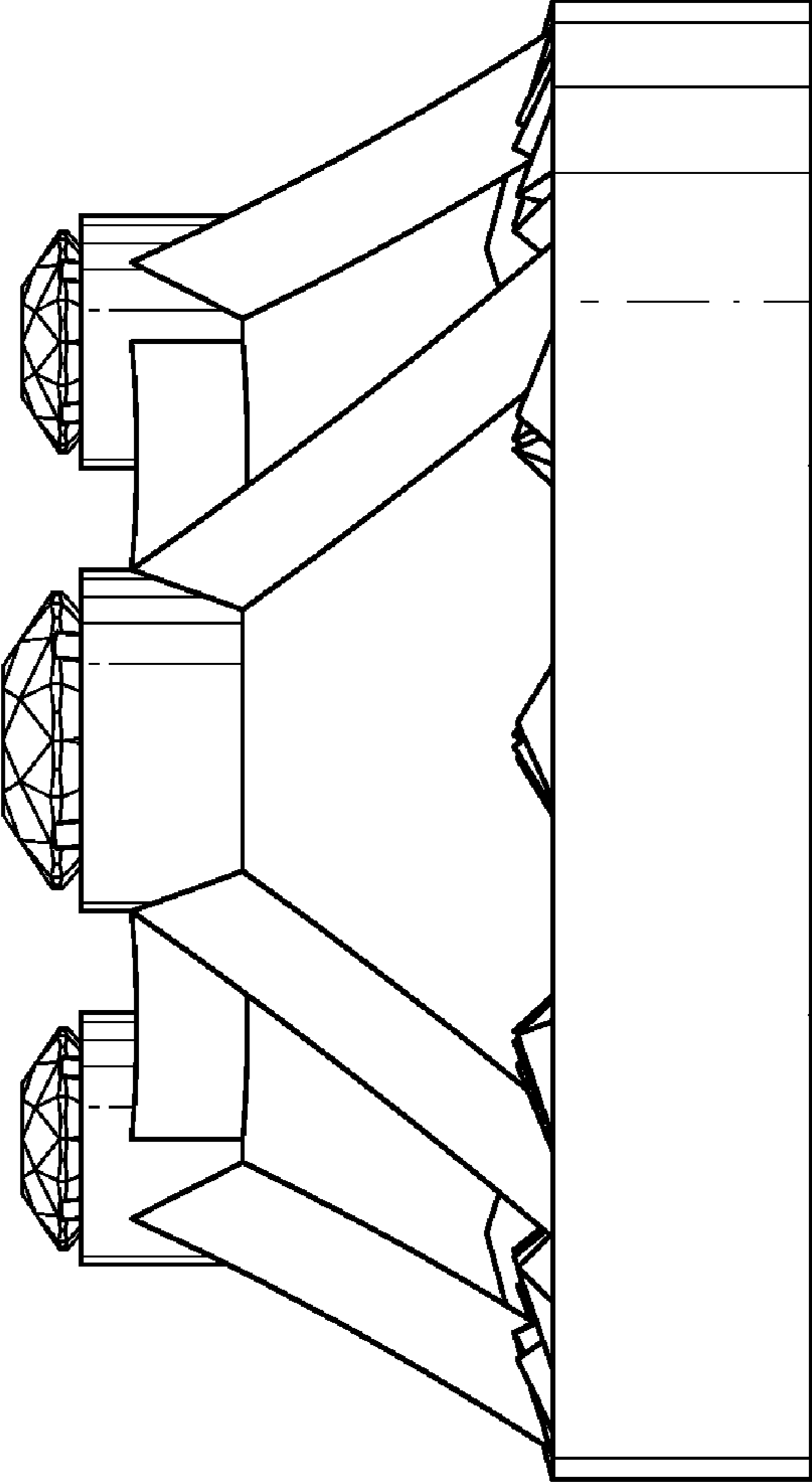


FIG. 5

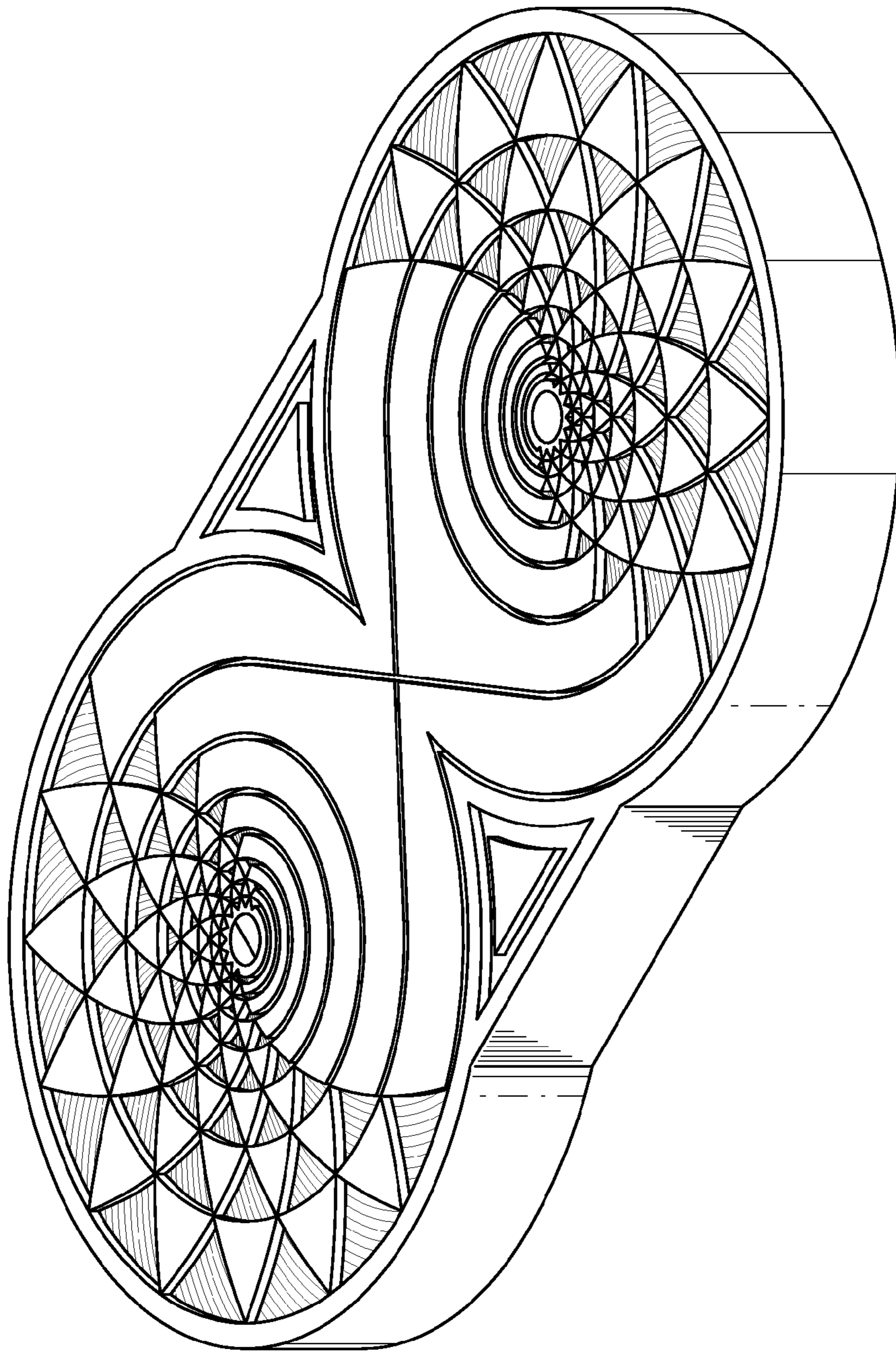


FIG. 6