



US00D611868S

(12) **United States Design Patent**
Altmann

(10) **Patent No.:** **US D611,868 S**
(45) **Date of Patent:** **** Mar. 16, 2010**

(54) **JEWELRY**

(75) Inventor: **Andreas Altmann**, Ipsach (CH)

(73) Assignee: **Altmann Casting AG**, Ipsach (CH)

(**) Term: **14 Years**

(21) Appl. No.: **29/287,179**

(22) Filed: **Jul. 6, 2007**

(30) **Foreign Application Priority Data**

Jan. 8, 2007 (CH) 133 593

(51) **LOC (9) Cl.** **11-01**

(52) **U.S. Cl.** **D11/25**

(58) **Field of Classification Search** D11/1-25,
D11/81, 93, 94; 63/3, 3.1, 32, 4, 5.1, 5.2,
63/6, 7, 8, 9, 11, 15, 15.1-15.4, 15.45, 15.5,
63/15.6, 15.65, 15.7-15.9; 59/78, 79, 79.2,
59/81, 82, 83

See application file for complete search history.

(56) **References Cited**

U.S. PATENT DOCUMENTS

D10,026 S * 5/1877 Sternheimer D11/5

1,728,600 A * 9/1929 Fuller 63/37
3,977,683 A * 8/1976 Tomura 273/155
5,224,959 A * 7/1993 Kasper 482/114
5,230,631 A * 7/1993 Halmaghi et al. 63/3
5,918,438 A * 7/1999 South 52/745.07
6,766,659 B1 * 7/2004 Varga 63/37
2004/0163688 A1 * 8/2004 Young 134/201

* cited by examiner

Primary Examiner—T. Chase Nelson

Assistant Examiner—Michael A Pratt

(74) *Attorney, Agent, or Firm*—Birch, Stewart, Kolasch & Birch LLP

(57) **CLAIM**

The ornamental design for jewelry, as shown and described.

DESCRIPTION

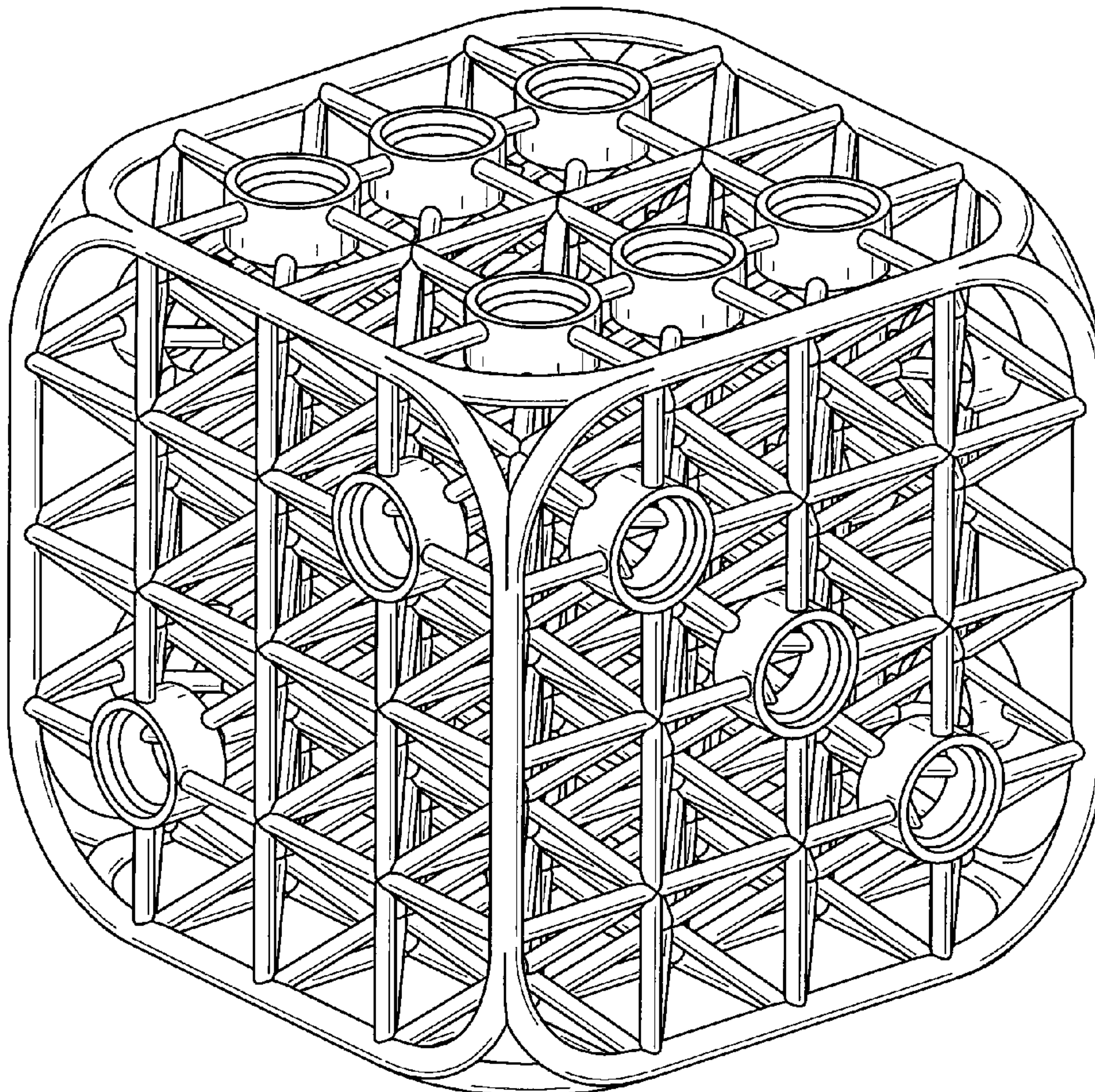
FIG. 1 is a first perspective view of jewelry showing my new design;

FIG. 2 is a second perspective view thereof;

FIG. 3 is a view of one face thereof; and,

FIG. 4 is a third perspective view thereof.

1 Claim, 4 Drawing Sheets



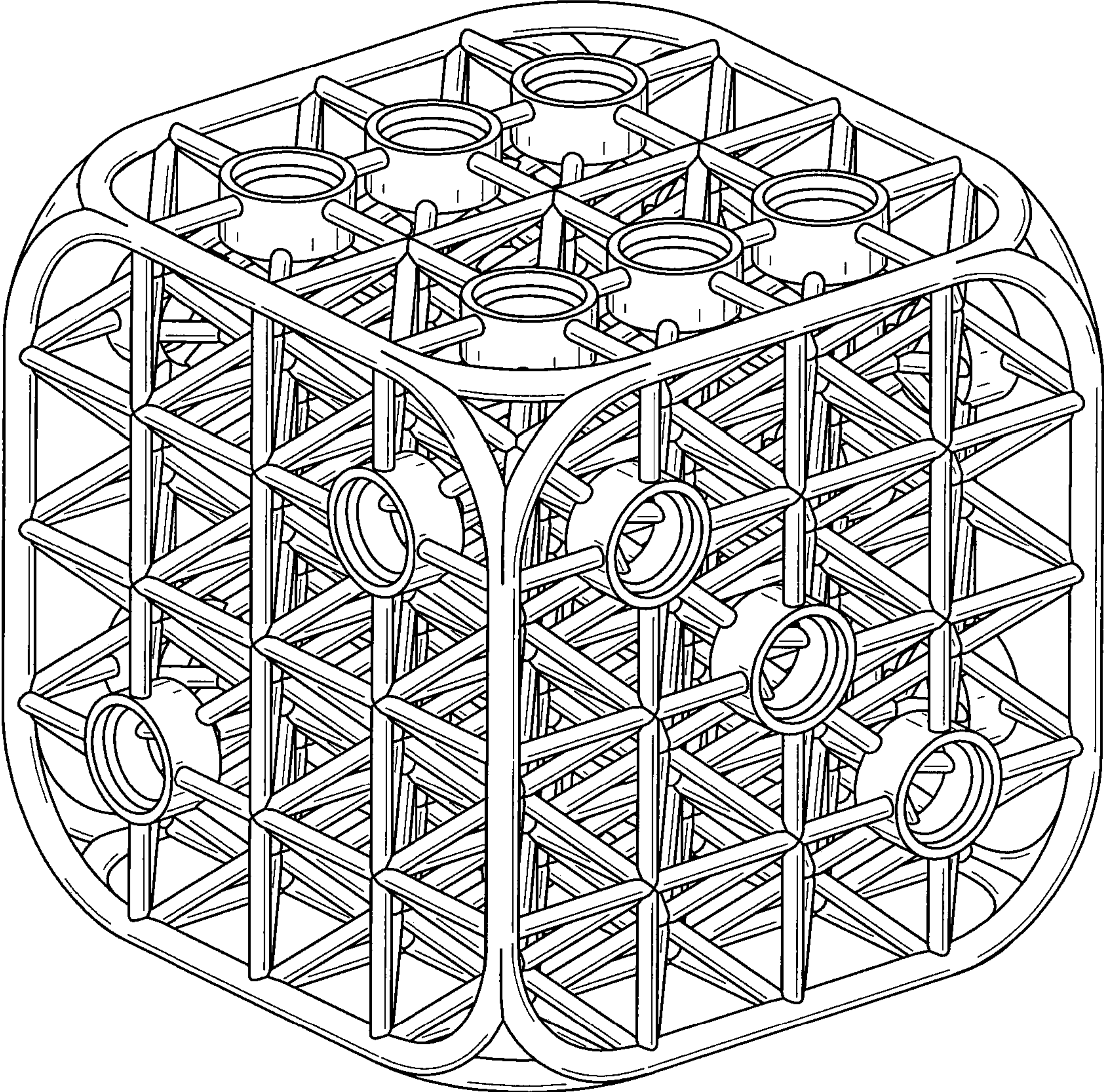


FIG.1




FIG.2




FIG.3

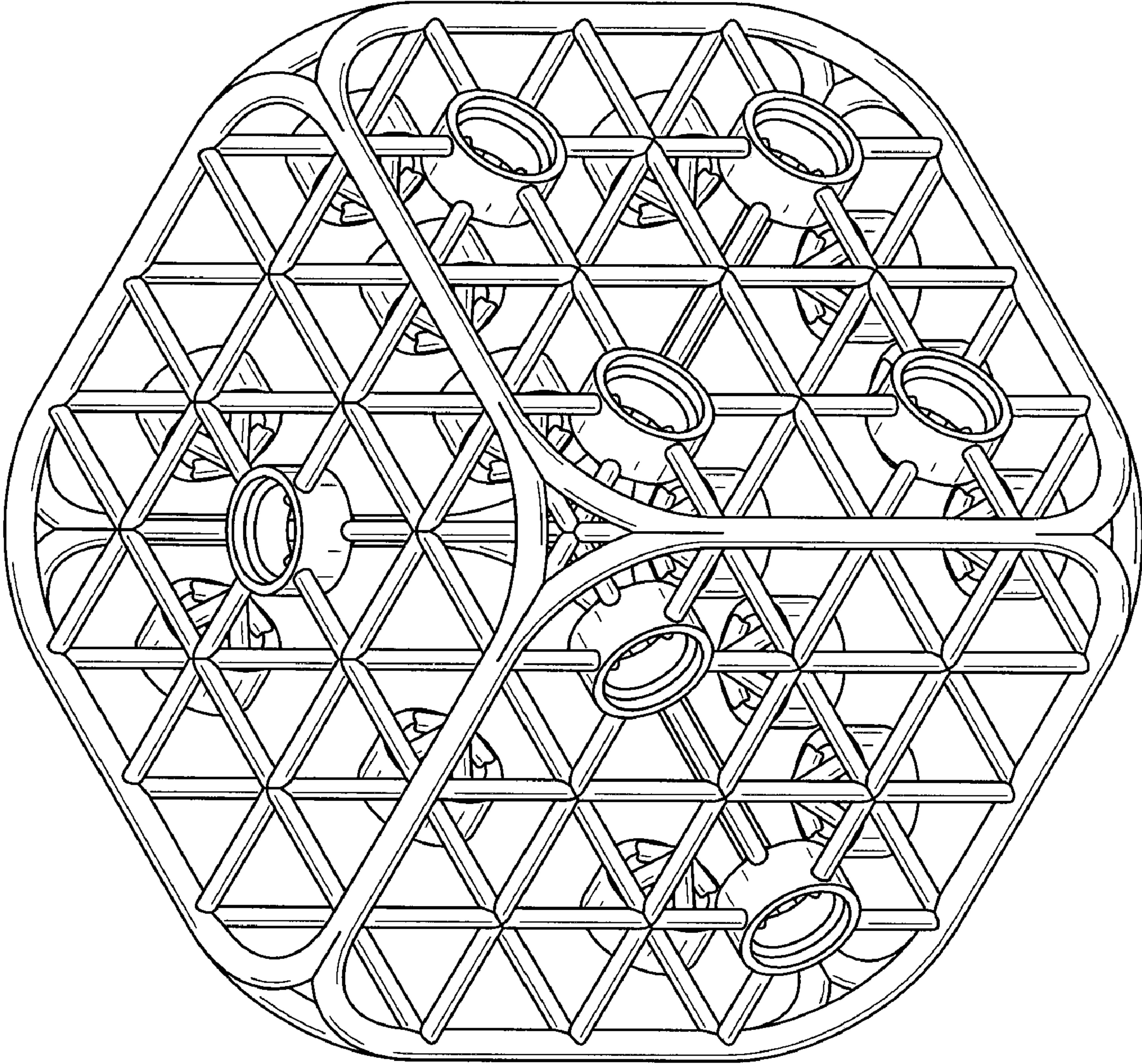


FIG.4