



US00D611865S

(12) **United States Design Patent**
Loth

(10) **Patent No.:** **US D611,865 S**
(45) **Date of Patent:** **** Mar. 16, 2010**

(54) **WATCH DIAL**

(75) Inventor: **Eric Loth**, La Chaux-de-Fonds (CH)

(73) Assignee: **The British Masters SA**, La Chaux-De-Fonds (CH)

(**) Term: **14 Years**

(21) Appl. No.: **29/344,250**

(22) Filed: **Sep. 25, 2009**

(30) **Foreign Application Priority Data**

Mar. 25, 2009 (CH) 135880

(51) **LOC (9) Cl.** **10-07**

(52) **U.S. Cl.** **D10/126**

(58) **Field of Classification Search** D10/30-39,
D10/122-126; 368/223, 80, 232, 228, 28
See application file for complete search history.

(56) **References Cited**

U.S. PATENT DOCUMENTS

D325,173 S *	4/1992	Gueit	D10/32
D417,160 S *	11/1999	Fedele	D10/32
D430,042 S *	8/2000	Schopfer	D10/32
D452,175 S *	12/2001	Finazzi	D10/39
D486,403 S *	2/2004	Baumann	D10/32
D493,111 S *	7/2004	Afshar	D10/32
D502,120 S *	2/2005	Nataf	D10/126
D507,499 S *	7/2005	Bulgari	D10/32

D533,468 S *	12/2006	Loth	D10/32
D538,181 S *	3/2007	Sugiura	D10/31
D554,535 S *	11/2007	Journe	D10/31
D559,124 S *	1/2008	Modolo	D10/32
D569,276 S *	5/2008	Scheufele	D10/39
D574,263 S *	8/2008	Loth	D10/38
D576,065 S *	9/2008	Vaptzarof	D10/126
D577,611 S *	9/2008	Lalo	D10/32
D591,179 S *	4/2009	Loth	D10/39
D597,880 S *	8/2009	Behling	D10/126

* cited by examiner

Primary Examiner—Lucy Lieberman

(74) *Attorney, Agent, or Firm*—Sughrue Mion, PLLC

(57) **CLAIM**

The ornamental design for a watch dial, as shown and described.

DESCRIPTION

FIG. 1 is a perspective view of the front and right side of a watch dial showing my new design;

FIG. 2 is a front elevational view thereof;

FIG. 3 is a rear elevational view thereof;


FIG. 4 is a left side elevational view thereof;

FIG. 5 is a right side elevational view thereof;

FIG. 6 is a top plan view thereof; and,

FIG. 7 is a bottom plan view thereof.

1 Claim, 5 Drawing Sheets






FIG. 1




FIG. 2

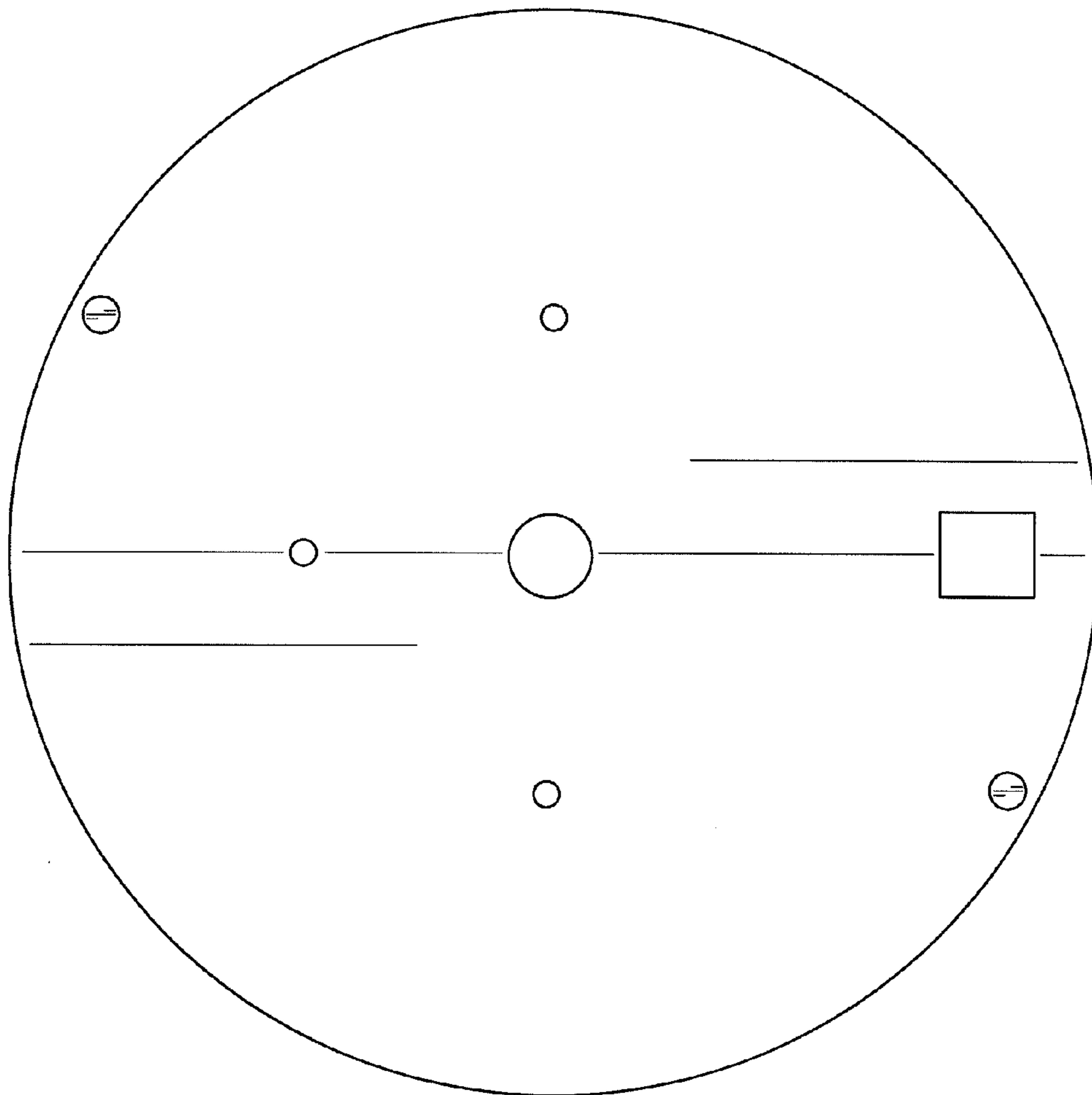


FIG. 3

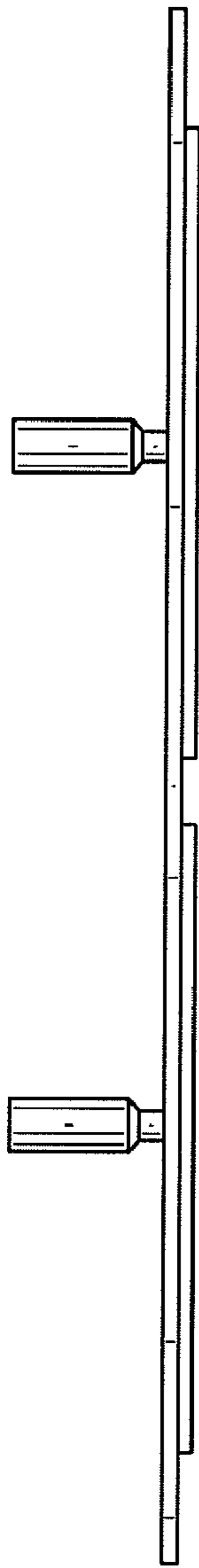


FIG. 4

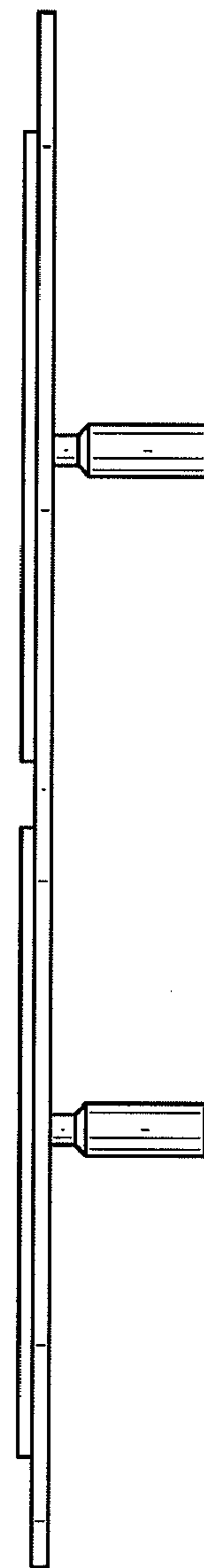


FIG. 5



FIG. 6

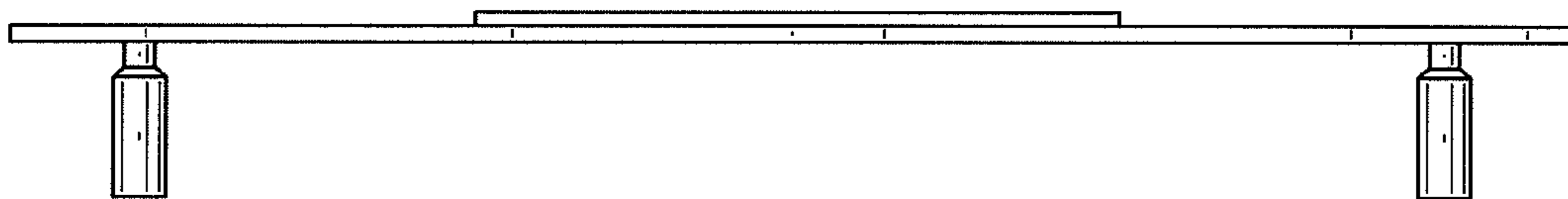


FIG. 7