

US00D611844S

(12) **United States Design Patent**  
**Furetta**

(10) **Patent No.:** **US D611,844 S**  
(45) **Date of Patent:** **\*\* Mar. 16, 2010**

(54) **WATCH**

(75) Inventor: **Alessandra Furetta**, Evillard (CH)

(73) Assignee: **Rado Uhren AG**, Lengnau (CH)

(\*\*) Term: **14 Years**

(21) Appl. No.: **29/344,134**

(22) Filed: **Sep. 24, 2009**

(30) **Foreign Application Priority Data**

Mar. 24, 2009 (WO) ..... DM/071 535

(51) **LOC (9) Cl.** ..... **10-02**

(52) **U.S. Cl.** ..... **D10/39**

(58) **Field of Classification Search** ..... D10/30-39,  
D10/122-126; 368/276, 281, 282, 285, 223,  
368/228, 80, 232, 28  
See application file for complete search history.

(56) **References Cited**

**U.S. PATENT DOCUMENTS**

- D386,095 S \* 11/1997 Perrin et al. .... D10/39
- D401,512 S \* 11/1998 Coquerel ..... D10/32
- D403,248 S \* 12/1998 Magninat ..... D10/30
- D422,223 S \* 4/2000 Bodino ..... D10/32
- D440,886 S \* 4/2001 Burgener ..... D10/32
- D444,715 S \* 7/2001 Gueit ..... D10/32
- D452,171 S \* 12/2001 Bodino ..... D10/32

- D455,084 S \* 4/2002 Mauboussin ..... D10/39
- D466,033 S \* 11/2002 Dubarry ..... D10/32
- D473,803 S \* 4/2003 d'Origny ..... D10/39
- D487,230 S \* 3/2004 Dubarry ..... D10/39
- D526,912 S \* 8/2006 Calvani ..... D10/38
- D554,004 S \* 10/2007 Kraft ..... D10/38
- D565,970 S \* 4/2008 Ratajski et al. .... D10/39
- D572,620 S \* 7/2008 Schoepfer ..... D10/125
- D586,242 S \* 2/2009 Schoepfer ..... D10/39
- D588,023 S \* 3/2009 Lassigne ..... D10/38
- D592,977 S \* 5/2009 Furetta ..... D10/32

\* cited by examiner

*Primary Examiner*—Lucy Lieberman

(74) *Attorney, Agent, or Firm*—Collen IP; Donald J. Ranft

(57) **CLAIM**

The ornamental design for a watch, as shown and described.

**DESCRIPTION**

FIG. 1 is a front view of my new, original and ornamental design for watch;

FIG. 2 is a rear view thereof;

FIG. 3 is a right side view thereof;

FIG. 4 is a left side view thereof;

FIG. 5 is a bottom view thereof;

FIG. 6 is a top view thereof; and,

FIG. 7 is a front perspective view thereof.

**1 Claim, 4 Drawing Sheets**

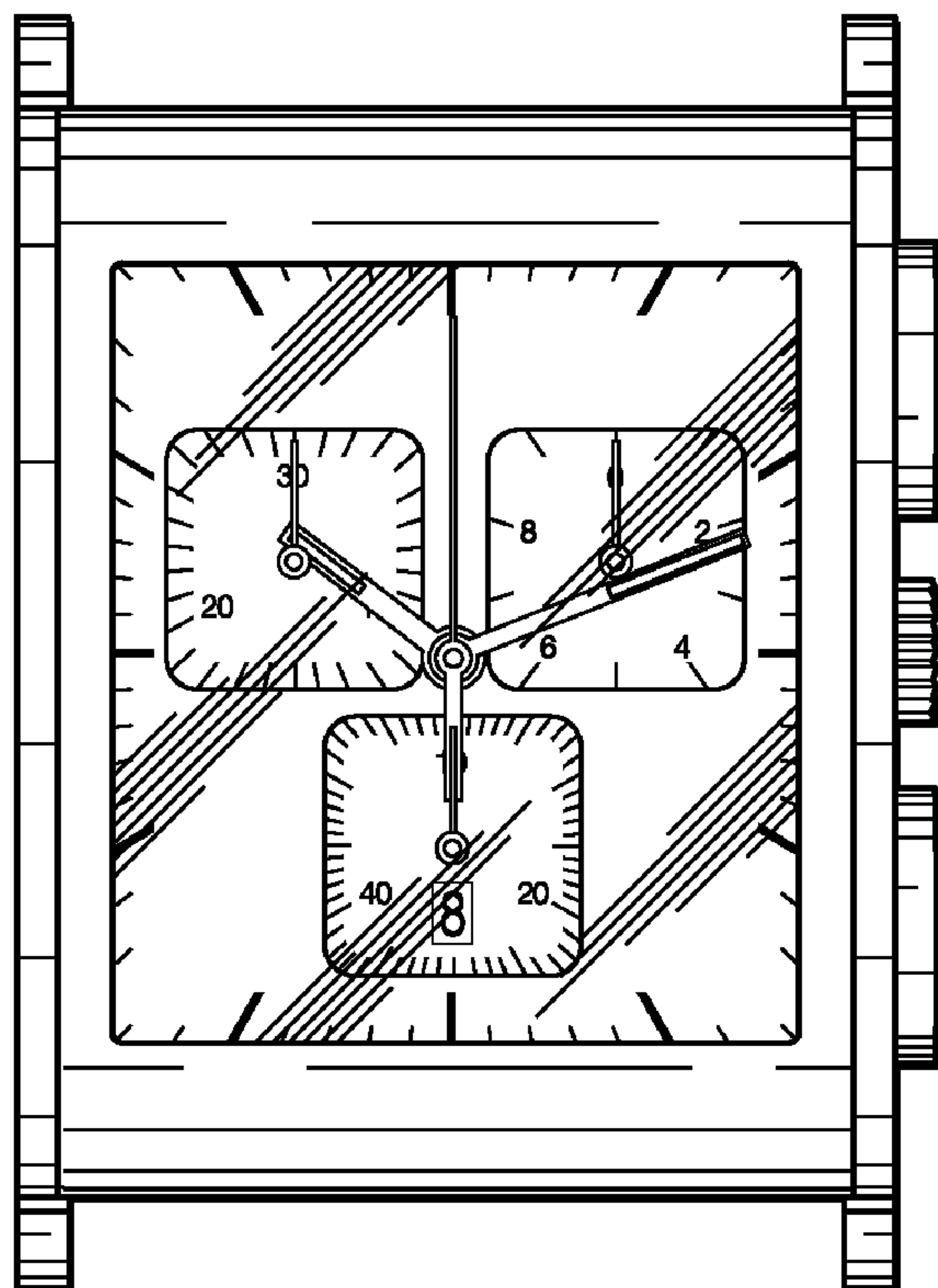


Fig. 1

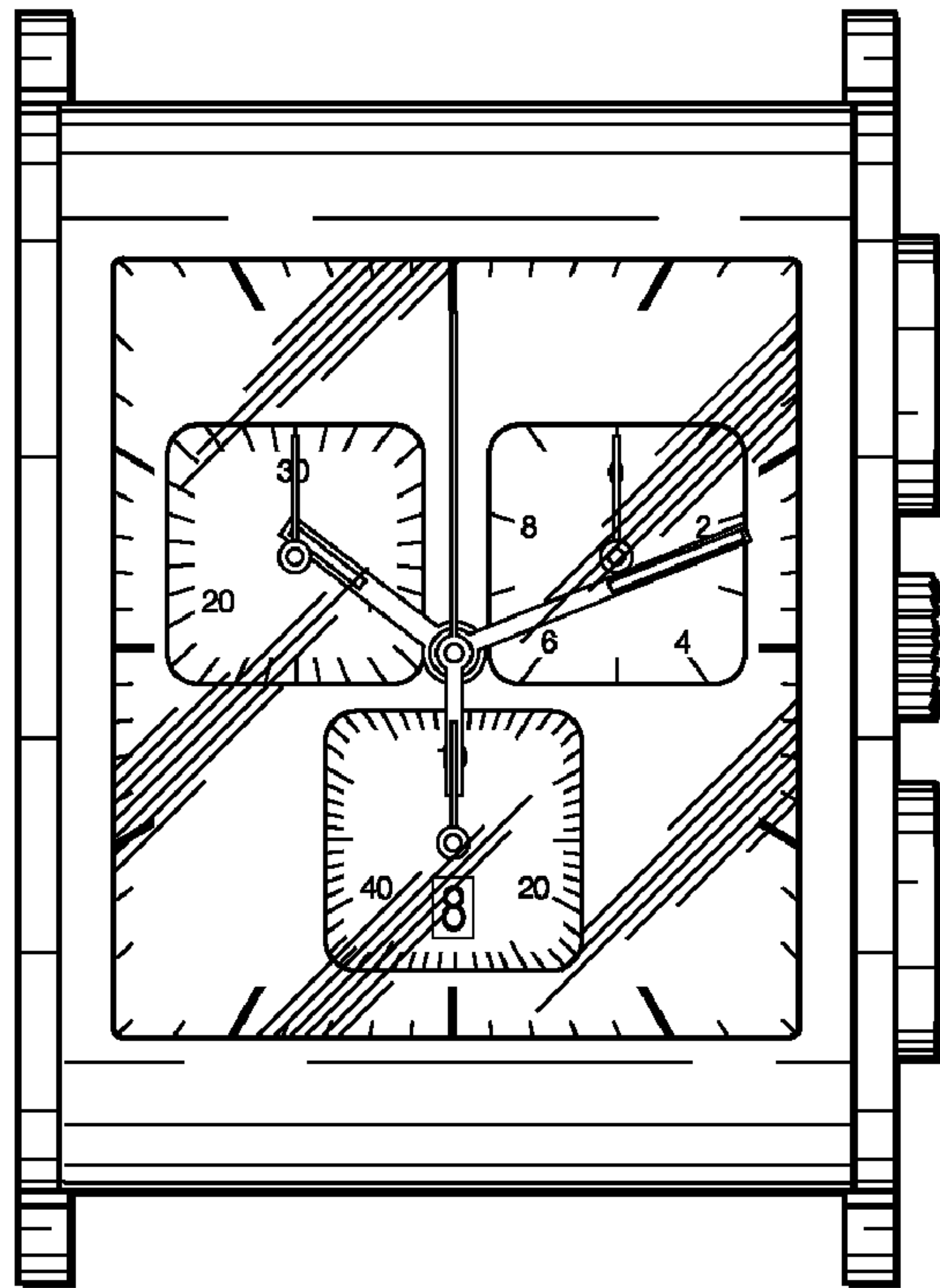


Fig. 2

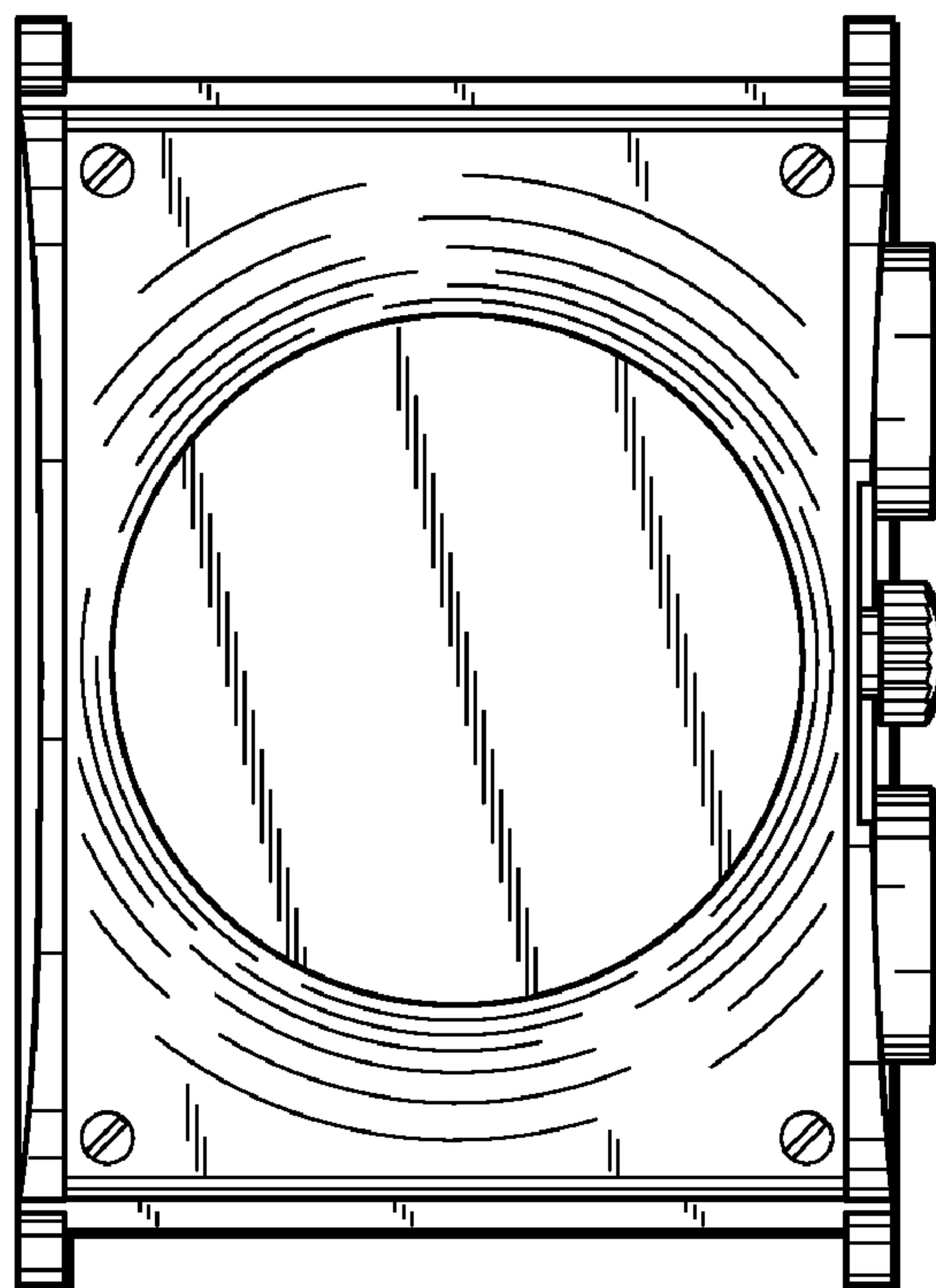


Fig. 3




Fig. 4

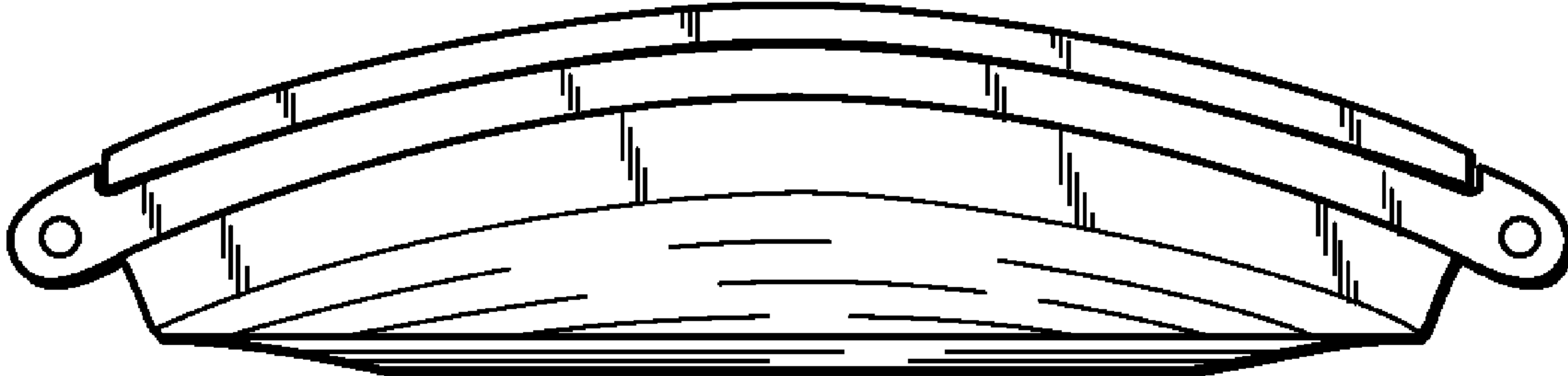


Fig. 5



Fig. 6

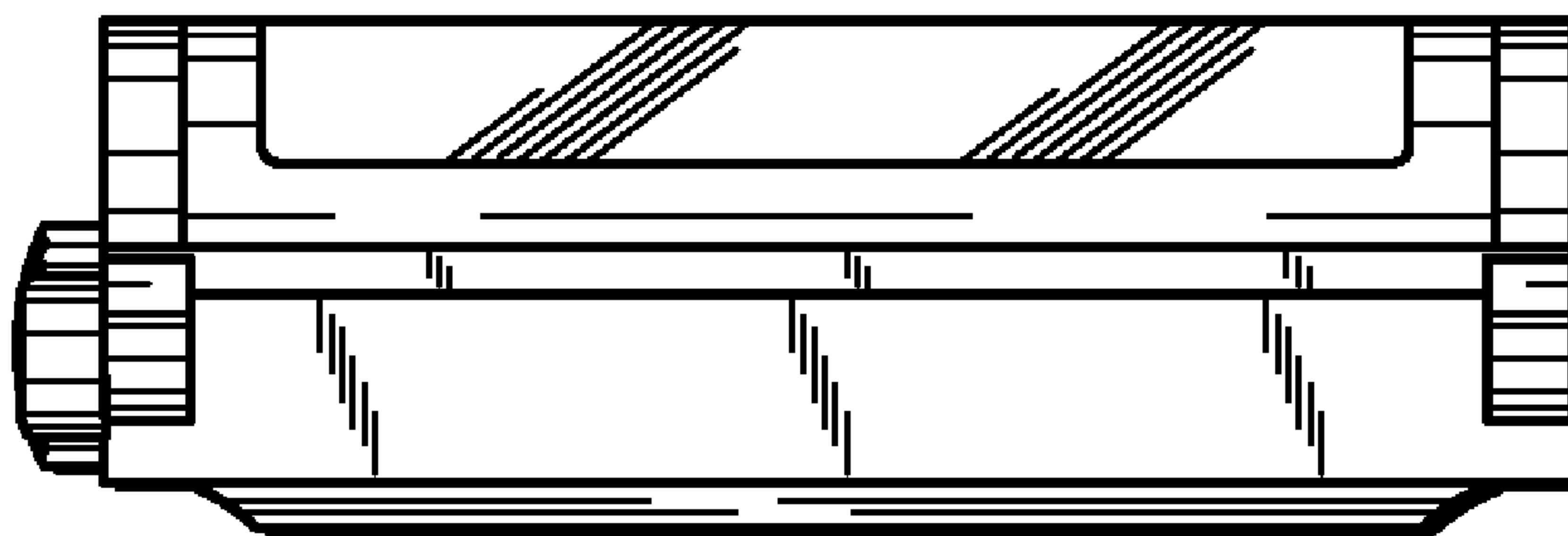


Fig. 7

