



US00D611838S

(12) **United States Design Patent**
Metzger et al.

(10) **Patent No.:** **US D611,838 S**
(45) **Date of Patent:** **** Mar. 16, 2010**

(54) **CONTAINER**

(75) Inventors: **Elizabeth A. Metzger**, Milwaukee, WI (US); **Thomas J. Clyde**, Milwaukee, WI (US); **Thomas S. Diss**, Waukesha, WI (US); **Kamchat Soisuvarn**, Saugus, CA (US)

D67,869 S 7/1925 Boswell
D73,511 S 9/1927 Schrader
1,832,806 A 11/1931 Dawson
D98,420 S 2/1936 Deskey
D101,728 S 10/1936 Bennett
D120,226 S 4/1940 Lundy
D120,587 S 5/1940 Hinkins
D124,645 S 1/1941 Palmer

(73) Assignee: **Silgan Containers LLC**, Woodland Hills, CA (US)

(Continued)

(**) Term: **14 Years**

FOREIGN PATENT DOCUMENTS

(21) Appl. No.: **29/344,035**

FR 2584680 1/1987

(22) Filed: **Sep. 22, 2009**

OTHER PUBLICATIONS

Related U.S. Application Data

“The Revolutionary Stretching Technology” brochure, believed to be available by 2001 at www.canstretch.com, 1 page.

(60) Continuation of application No. 29/332,323, filed on Feb. 12, 2009, now abandoned, which is a division of application No. 29/304,271, filed on Feb. 27, 2008, now Pat. No. Des. 588,018.

(Continued)

(51) **LOC (9) Cl.** **09-01**

Primary Examiner—Stella M Reid
Assistant Examiner—Shanda C Hill
(74) *Attorney, Agent, or Firm*—Foley & Lardner LLP

(52) **U.S. Cl.** **D9/776**

(58) **Field of Classification Search** D9/500–504, D9/763, 766, 767, 772–780; 206/459.1, 206/497, 505, 515; 220/212, 269–271, 600, 220/678, 906

(57) **CLAIM**

See application file for complete search history.

The ornamental design for a container, as shown and described.

(56) **References Cited**

DESCRIPTION

U.S. PATENT DOCUMENTS

D2,820 S 11/1867 Barry
D22,751 S 8/1893 Lanning
D24,991 S 12/1895 Estes
D25,941 S 8/1896 Lindgren
566,067 A 8/1896 Duck
D28,732 S 5/1898 Cook
D28,842 S 6/1898 Griffith
D38,167 S 8/1906 Wintermann
829,477 A 8/1906 Kruse
1,013,775 A 1/1912 Hoffman
D56,181 S 8/1920 Lewis

FIG. 1 is a perspective view of a container showing our new design;

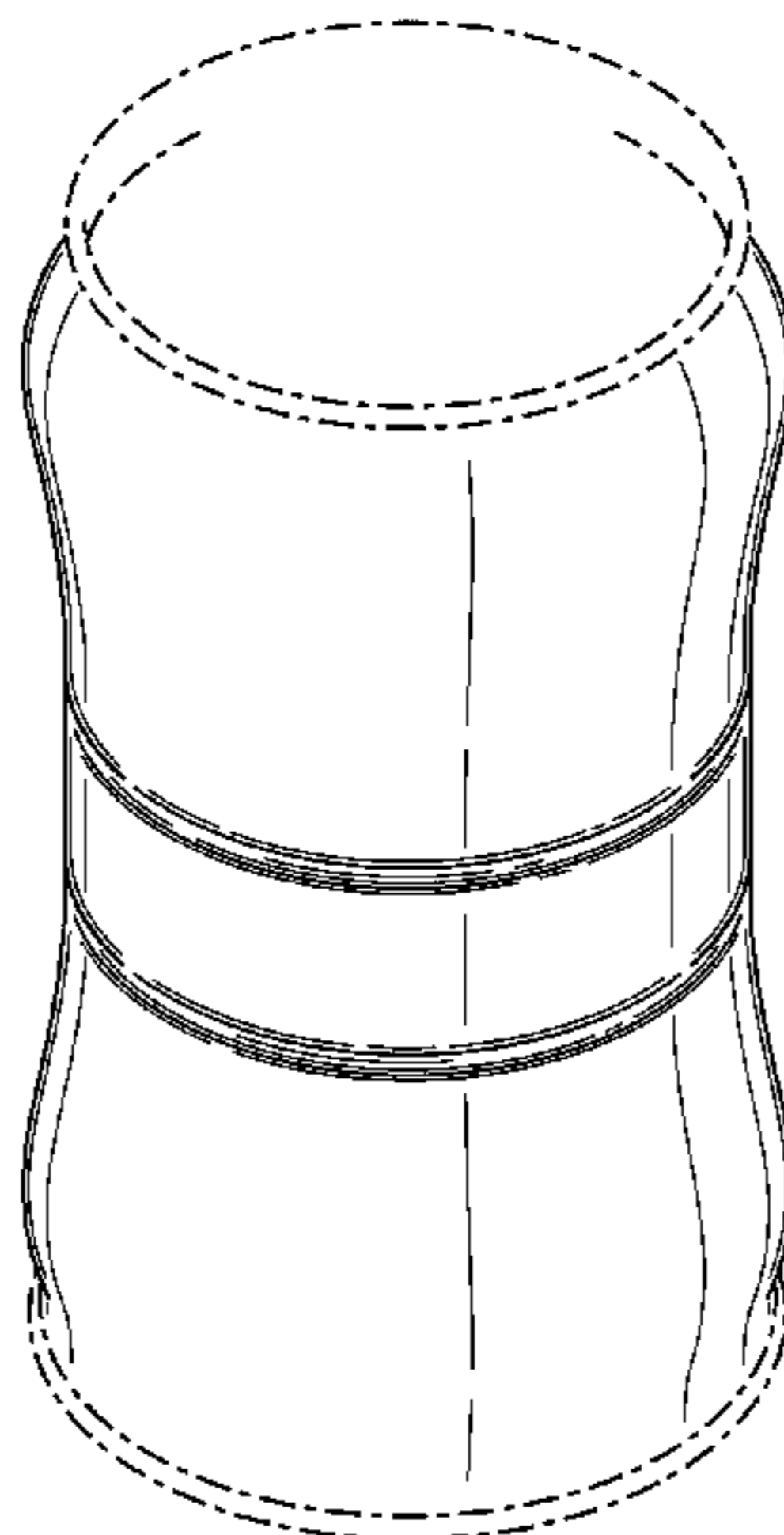
FIG. 2 is a front view thereof, the rear, left side and right side views being the same;

FIG. 3 is a bottom view thereof; and,

FIG. 4 is a top view thereof.

The broken lines shown in the drawing disclosure are for illustrative purposes only and form no part of the claimed design.

1 Claim, 3 Drawing Sheets



US D611,838 S

Page 2

U.S. PATENT DOCUMENTS

D124,880 S	1/1941	Teunisz	
2,252,915 A	8/1941	Conill	
D129,604 S	9/1941	Forgue	
D185,649 S	7/1959	Schlumbohm	
3,297,194 A	1/1967	Schaper et al.	
D207,133 S	3/1967	Stenger	
3,317,110 A	5/1967	Palmer	
3,349,987 A	10/1967	Weitzner	
3,648,884 A	3/1972	Mansolino	
D224,642 S	8/1972	Mascia et al.	
D226,175 S *	1/1973	Bystedt et al. D9/773
D226,176 S	1/1973	Bystedt et al.	
D227,863 S	7/1973	Mascia	
D227,868 S	7/1973	Stanley et al.	
D228,229 S	8/1973	Mascia	
D231,087 S	4/1974	Edwards	
D231,773 S	6/1974	Mascia	
D235,184 S	5/1975	Achenbach	
D237,853 S	12/1975	Katz	
4,010,860 A	3/1977	Garber	
D249,111 S	8/1978	Geyer	
D252,798 S	9/1979	Vosti et al.	
D288,527 S	3/1987	Maguire	
D299,426 S	1/1989	Andersson et al.	
D307,238 S	4/1990	May	
D317,405 S	6/1991	Yasika	
D319,580 S	9/1991	Cassai et al.	
D320,153 S	9/1991	Cassai et al.	
D323,290 S	1/1992	Keedy, Jr.	
D357,413 S	4/1995	Kornick et al.	
D357,414 S	4/1995	Kornick et al.	
D365,021 S	12/1995	Park	
D373,084 S	8/1996	Choi	
D379,589 S	6/1997	Rhodes et al.	
D383,037 S	9/1997	Asberg	
D392,566 S *	3/1998	Vahjen et al. D9/776
D398,531 S	9/1998	DeVries	
D404,254 S	1/1999	Asberg	
D404,970 S	2/1999	Asberg	
D408,221 S	4/1999	Asberg	
D440,498 S *	4/2001	Buxton et al. D9/773
D536,262 S *	2/2007	Ioannides et al. D9/774
D536,263 S	2/2007	Ioannides et al.	
D536,264 S	2/2007	Ioannides et al.	
D543,845 S	6/2007	Ioannides et al.	
D548,111 S *	8/2007	Ioannides et al. D9/776
D549,596 S	8/2007	Ioannides et al.	
D559,120 S *	1/2008	Farrow et al. D9/773
D559,121 S *	1/2008	Farrow et al. D9/773

OTHER PUBLICATIONS

“Stretch Machine” brochure, believed to be available by 2001 at www.canstretch.com, 1 page.

Photograph of Six Cans, believed to be available by 2001 at www.canstretch.com, 1 page.

* cited by examiner

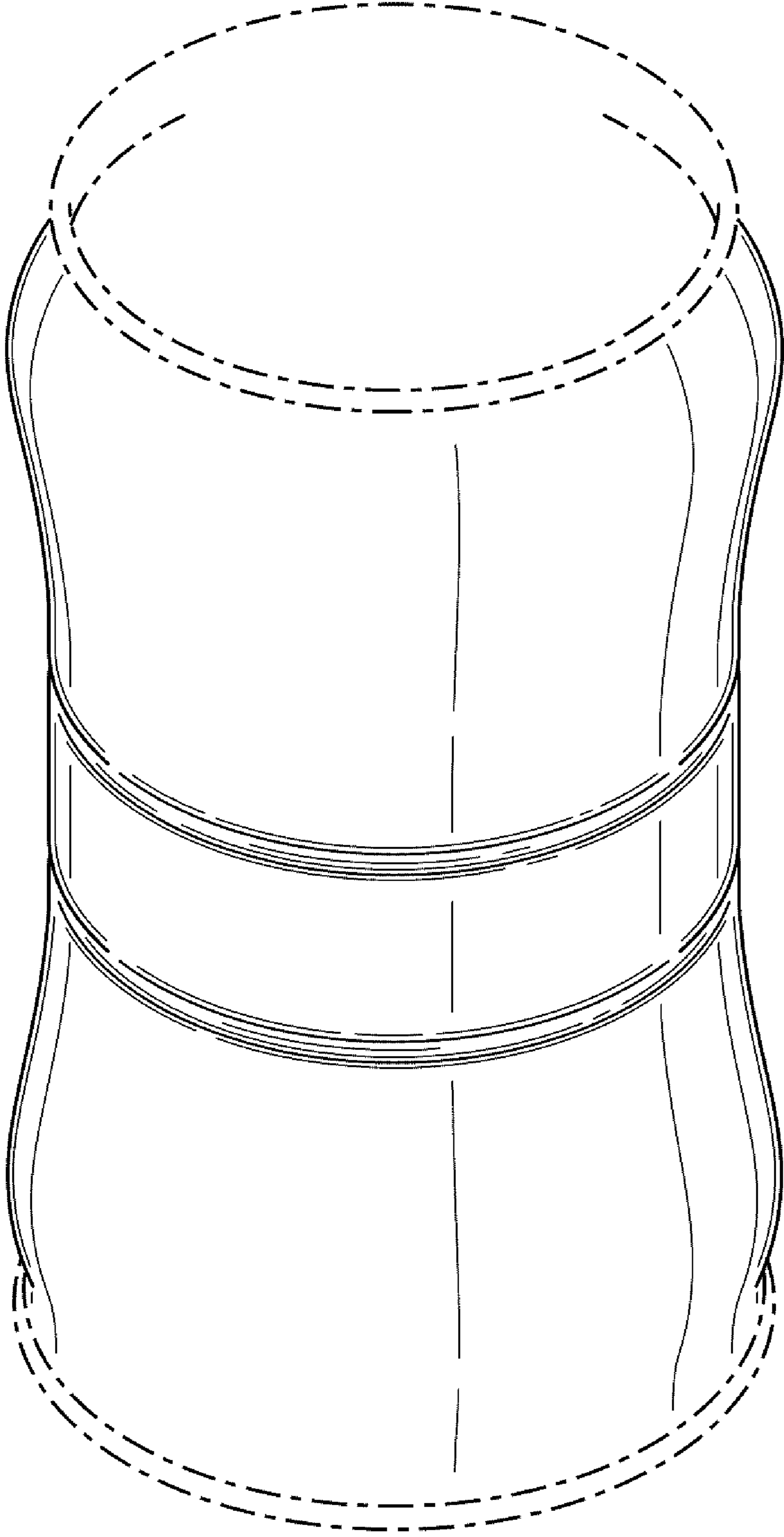


FIG. 1

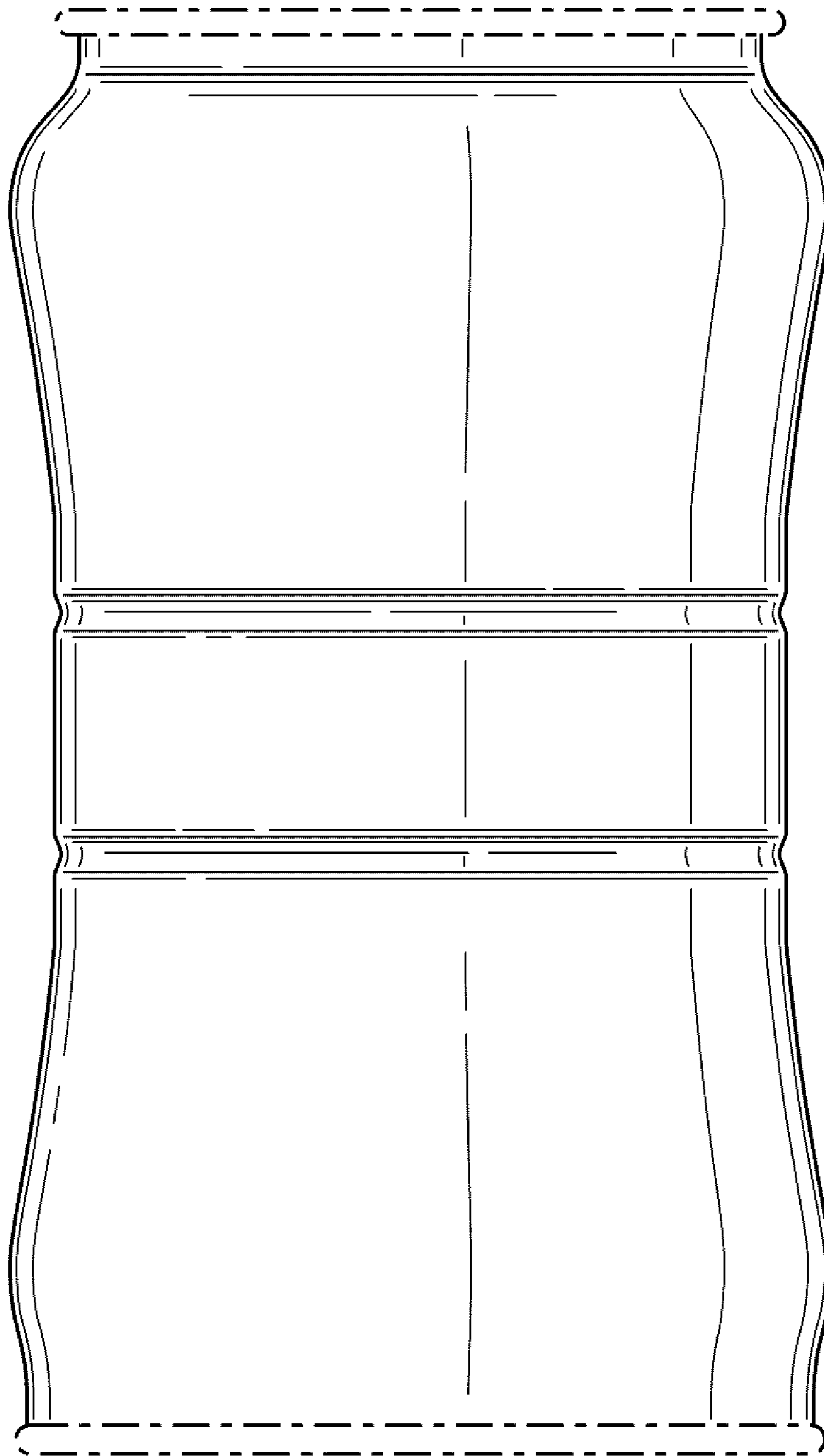


FIG. 2




FIG. 3

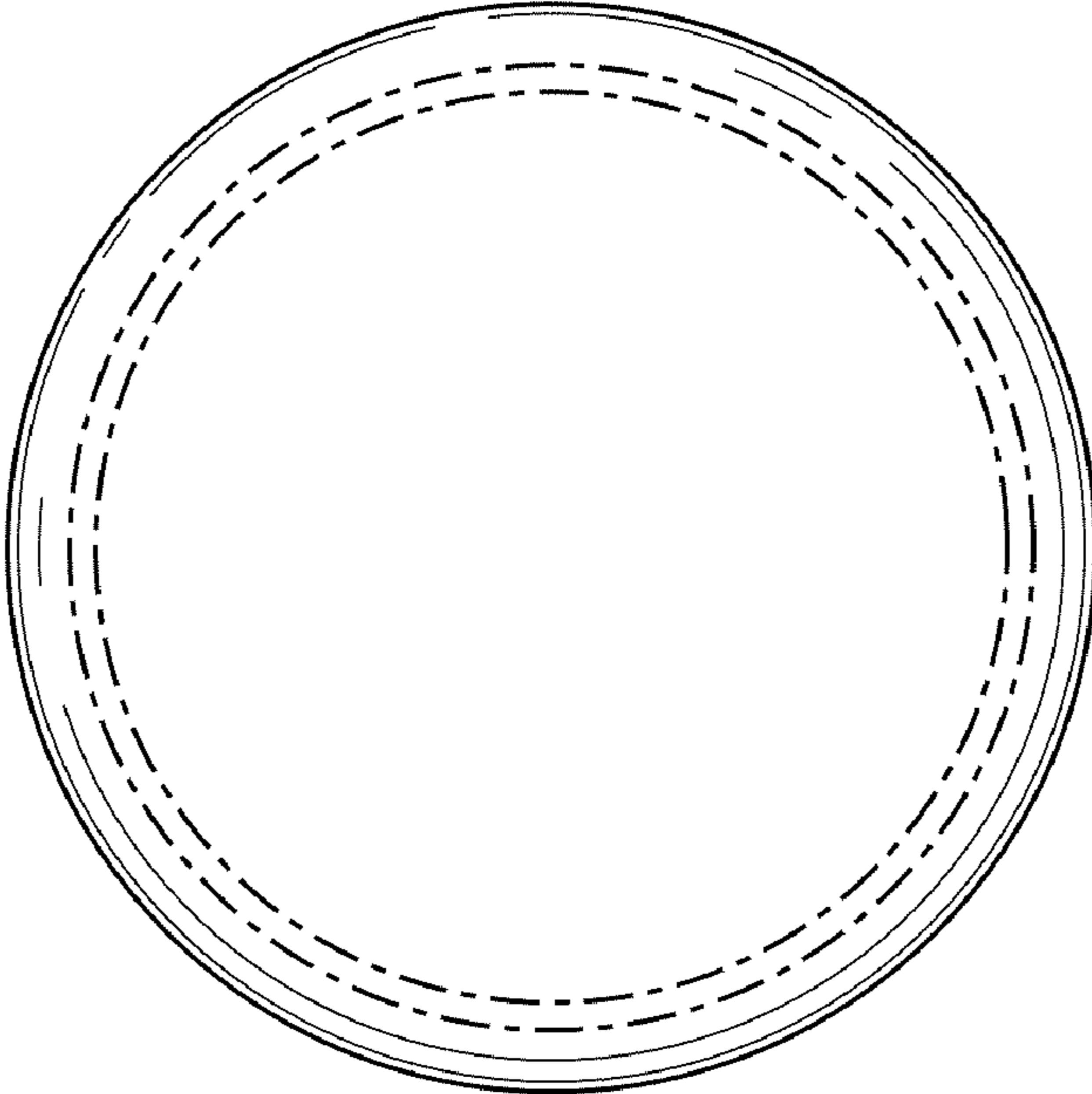


FIG. 4