



US00D611830S

(12) **United States Design Patent**
Casey et al.

(10) **Patent No.:** **US D611,830 S**
(45) **Date of Patent:** **** Mar. 16, 2010**

(54) **CONTAINER**

(75) Inventors: **Elaine Casey**, New York, NY (US);
Bruce Cummings, New York, NY (US);
Jeffrey Mayers, Ridgefield Park, NJ
(US); **John Lamb**, Pewsey (GB);
Corinne Elstow, Marlborough (GB);
Sam Lucking, Cheltenham (GB)

(73) Assignee: **Colgate-Palmolive Company**, New
York, NY (US)

(**) Term: **14 Years**

(21) Appl. No.: **29/327,160**

(22) Filed: **Oct. 31, 2008**

(51) **LOC (9) Cl.** **09-01**

(52) **U.S. Cl.** **D9/558; D9/552; D9/574**

(58) **Field of Classification Search** D9/516,
D9/522, 530, 537, 539, 542, 549, 550, 552,
D9/558, 563, 565, 571-574; 215/382-384;
220/662, 669, 675

See application file for complete search history.

(56) **References Cited**

U.S. PATENT DOCUMENTS

D91,870 S	4/1934	Ganz	
D110,790 S	8/1938	Ansell	
D152,962 S	3/1949	Guerin	
D153,194 S	3/1949	Wedhopf	
D158,367 S	5/1950	Fantel	
D168,932 S	3/1953	Frydlender	
D183,809 S	10/1958	Roberts	
D188,628 S *	8/1960	Heintze	D9/542
D201,998 S	8/1965	Kirsby	
D215,699 S	10/1969	Horne	
D236,432 S *	8/1975	O'Brian	D9/542
D254,713 S *	4/1980	Shortino	D9/571

D333,433 S *	2/1993	Segati	D9/531
D380,356 S	7/1997	Husted	
D399,431 S	10/1998	de Baschmakoff	
D411,458 S	6/1999	de Baschmakoff	
D412,283 S	7/1999	de Baschmakoff	
D430,801 S *	9/2000	Harrity et al.	D9/520
D460,697 S	7/2002	Del Bon	
D468,643 S *	1/2003	Kuzma et al.	D9/552
D469,022 S *	1/2003	Kuzma et al.	D9/550
D472,475 S	4/2003	Pinard	
D556,049 S *	11/2007	Mongeon et al.	D9/565
D597,847 S *	8/2009	Floyd et al.	D9/543
D601,907 S *	10/2009	Gainey et al.	D9/563

* cited by examiner

Primary Examiner—Stella M Reid

Assistant Examiner—Keli L Hill

(74) *Attorney, Agent, or Firm*—Amy M. Fernandez

(57) **CLAIM**

The ornamental design for a container, as shown and described.

DESCRIPTION

FIG. 1 is a perspective view of a container embodying our new design.

FIG. 2 is a front elevation view thereof.

FIG. 3 is a rear elevation view thereof.

FIG. 4 is a right side elevation view thereof.

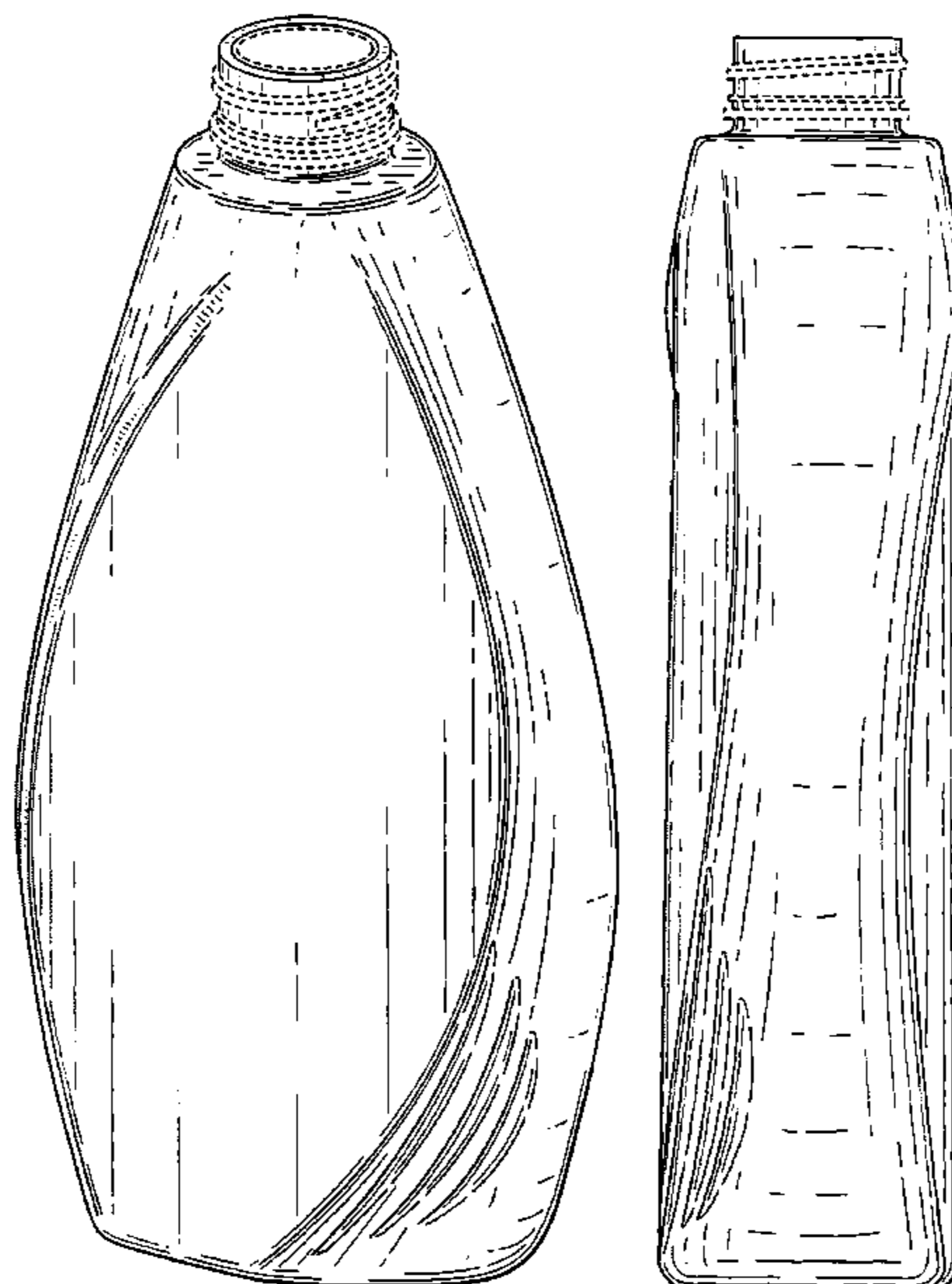
FIG. 5 is a left side elevation view thereof.

FIG. 6 is a top plan view thereof; and,

FIG. 7 is a bottom plan view thereof.

The broken line showing of the threads on the upper part of the container and the broken lines on the bottom surface of the container are for illustrative purposes only and form no part of the claim.

1 Claim, 6 Drawing Sheets



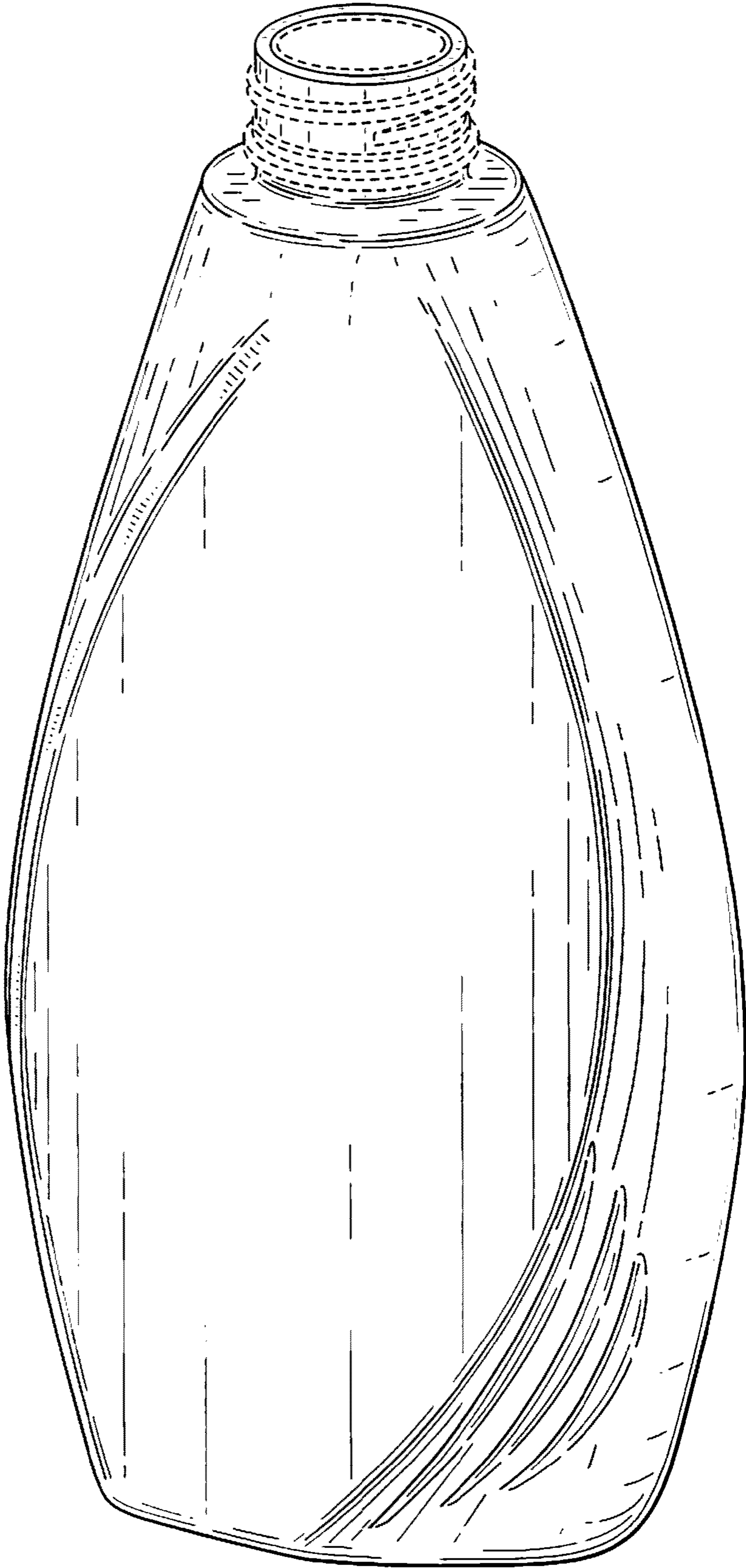


FIG. 1



FIG. 2



FIG. 3

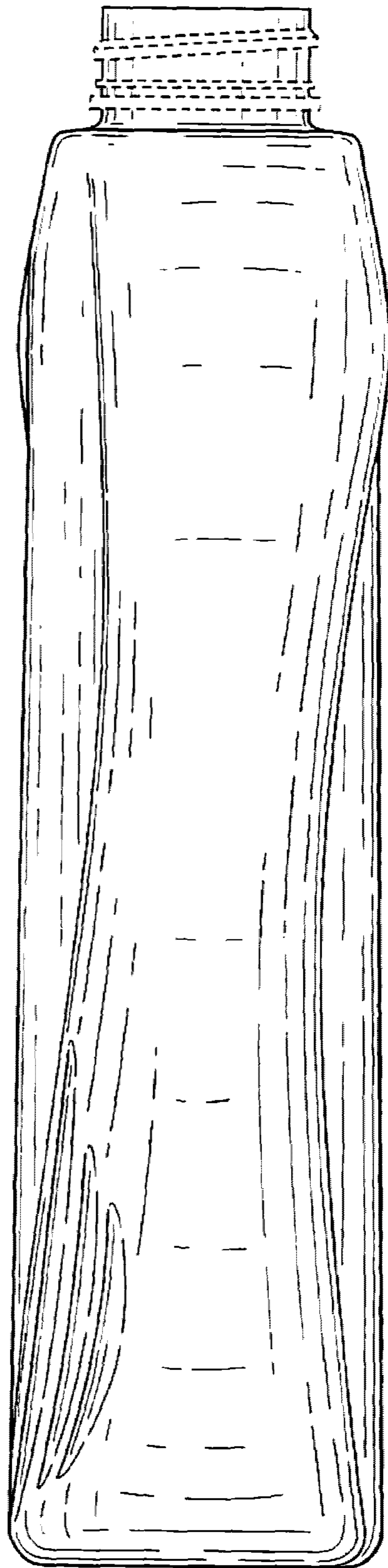


FIG. 4

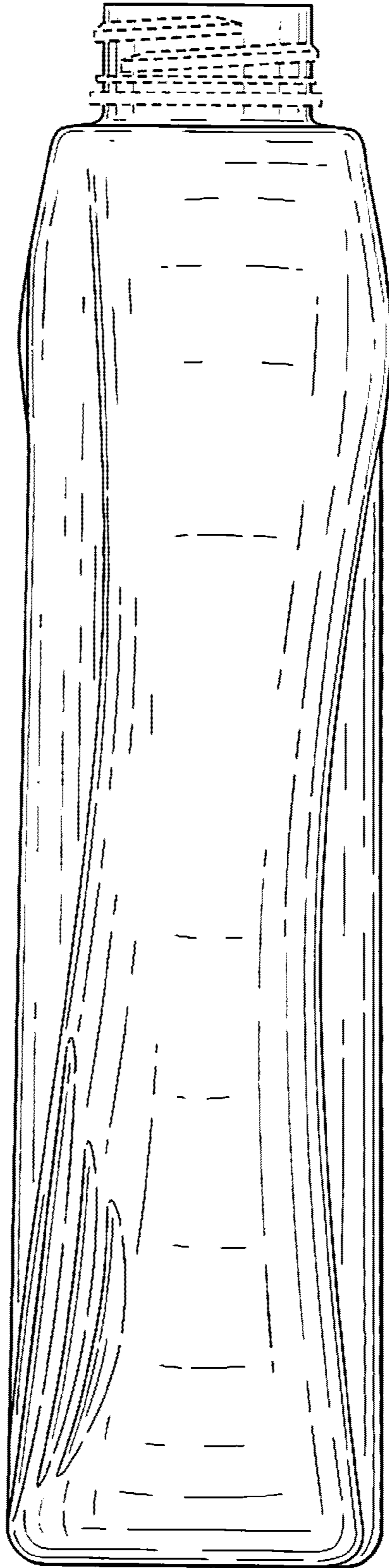


FIG. 5

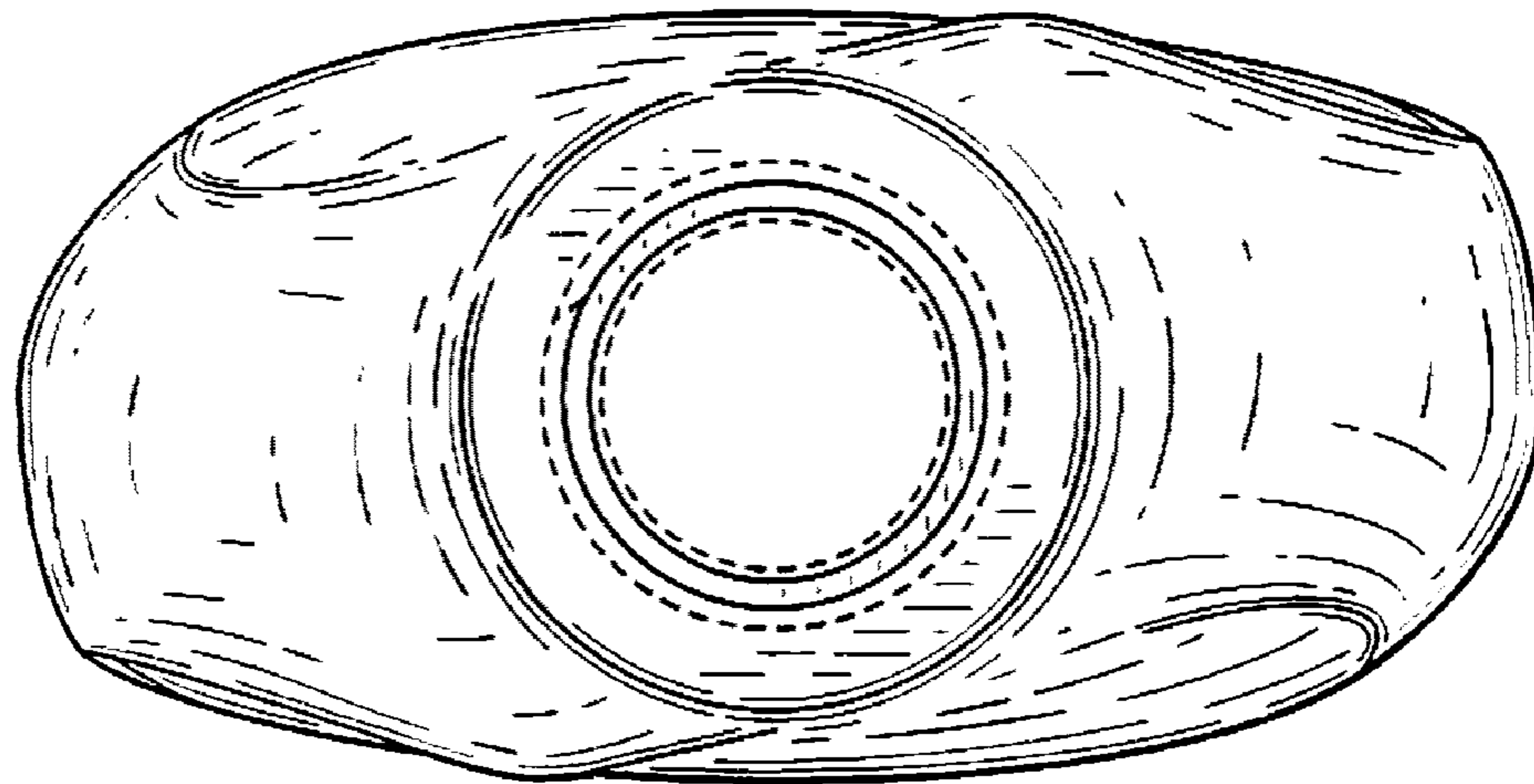


FIG. 6

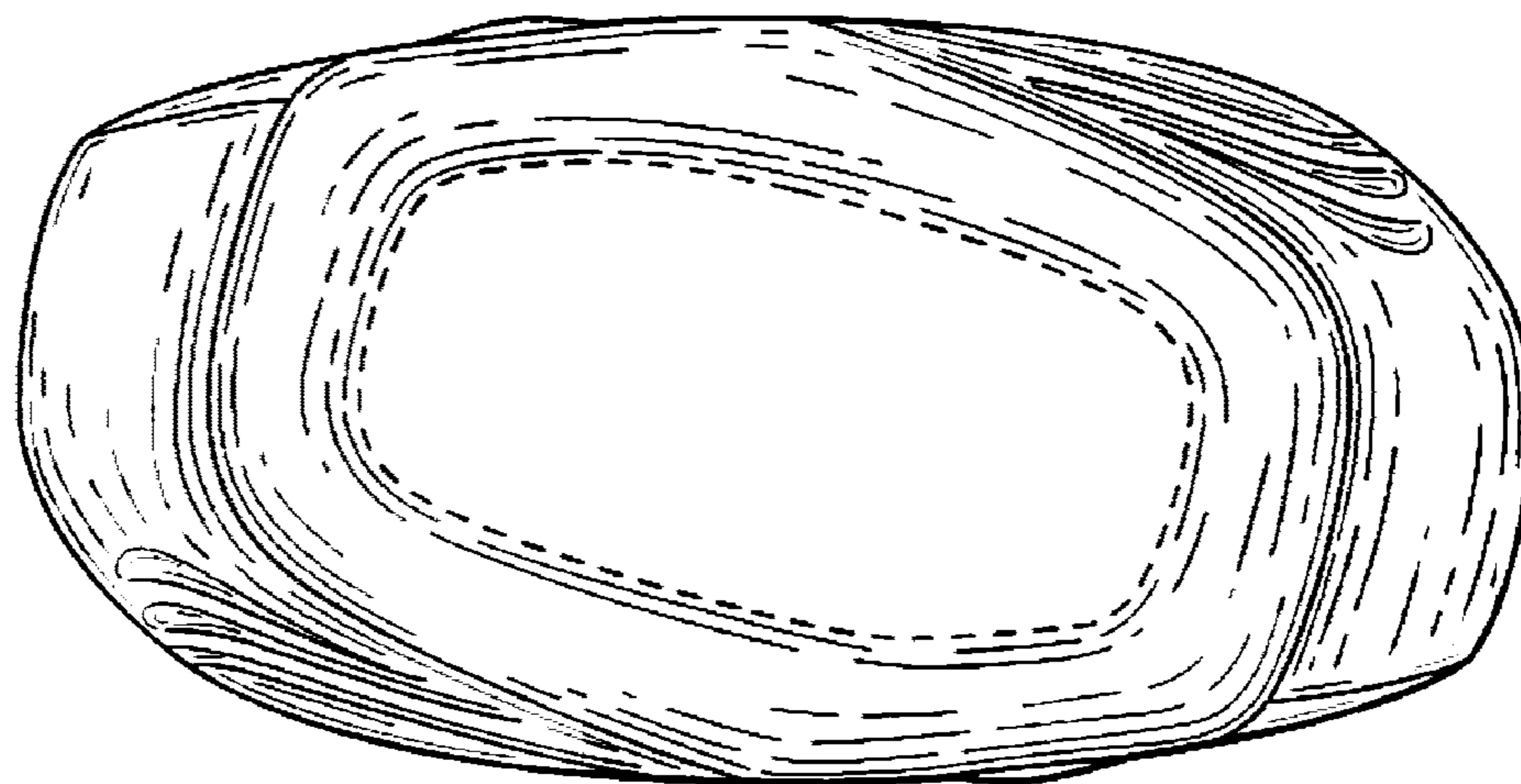


FIG. 7