



US00D611823S

(12) **United States Design Patent**
Sindler

(10) **Patent No.:** **US D611,823 S**
(45) **Date of Patent:** **** Mar. 16, 2010**

(54) **LIQUID CONTAINER**

(76) Inventor: **Brian Paul Sindler**, 1111 Voltz Rd.,
Northbrook, IL (US) 60062

(**) Term: **14 Years**

(21) Appl. No.: **29/327,360**

(22) Filed: **Nov. 4, 2008**

(51) **LOC (9) Cl.** **09-01**

(52) **U.S. Cl.** **D9/529; D9/556; D9/558;**
D9/520

(58) **Field of Classification Search** **D9/682,**
D9/686-688, 690, 692, 694, 723-727, 738-747,
D9/500, 503-505, 516, 529, 535, 538-540,
D9/545, 549, 551-552, 558; 215/6, 10, 385;
D3/215; D28/7, 76

See application file for complete search history.

(56) **References Cited**

U.S. PATENT DOCUMENTS

D18,018 S *	1/1888	Bartlett	D9/502
3,843,032 A *	10/1974	Moran et al.	215/385 X
D261,940 S *	11/1981	Holloway	D28/88
D276,285 S *	11/1984	Tober et al.	D9/556 X
D300,303 S *	3/1989	Sparling	D9/743
4,859,423 A *	8/1989	Perlman	422/102
D304,763 S *	11/1989	Yuan et al.	D9/535 X
D343,660 S *	1/1994	Hwang	D9/535 X
D347,571 S *	6/1994	Wacker	D9/688

5,320,231 A *	6/1994	Iodice	215/385
D357,415 S *	4/1995	Fontanella	D9/690 X
D385,793 S *	11/1997	Marsal	D9/503
D408,988 S *	5/1999	Barber et al.	D3/215
D454,068 S *	3/2002	Hanson	D9/738
D517,411 S *	3/2006	Okimoto	D9/504
D518,369 S *	4/2006	Haber et al.	D9/504 X
D525,130 S *	7/2006	Bloc	D9/503
D554,803 S *	11/2007	Parker	D28/76
D578,894 S *	10/2008	Seum et al.	D9/529

* cited by examiner

Primary Examiner—Carol Rademaker

(74) *Attorney, Agent, or Firm*—Marshall, Gerstein & Borun
LLP

(57) **CLAIM**

The ornamental design for a liquid container, as shown and described.

DESCRIPTION

FIG. 1 is a top, front perspective view of a liquid container showing the design, the slightly angled vertical slots extending all the way through the sidewall;

FIG. 2 is a front elevational view thereof; the rear elevational view being identical;

FIG. 3 is a left side elevational view thereof, the right side elevational view being identical; and,

FIG. 4 is a top plan view thereof.

1 Claim, 1 Drawing Sheet

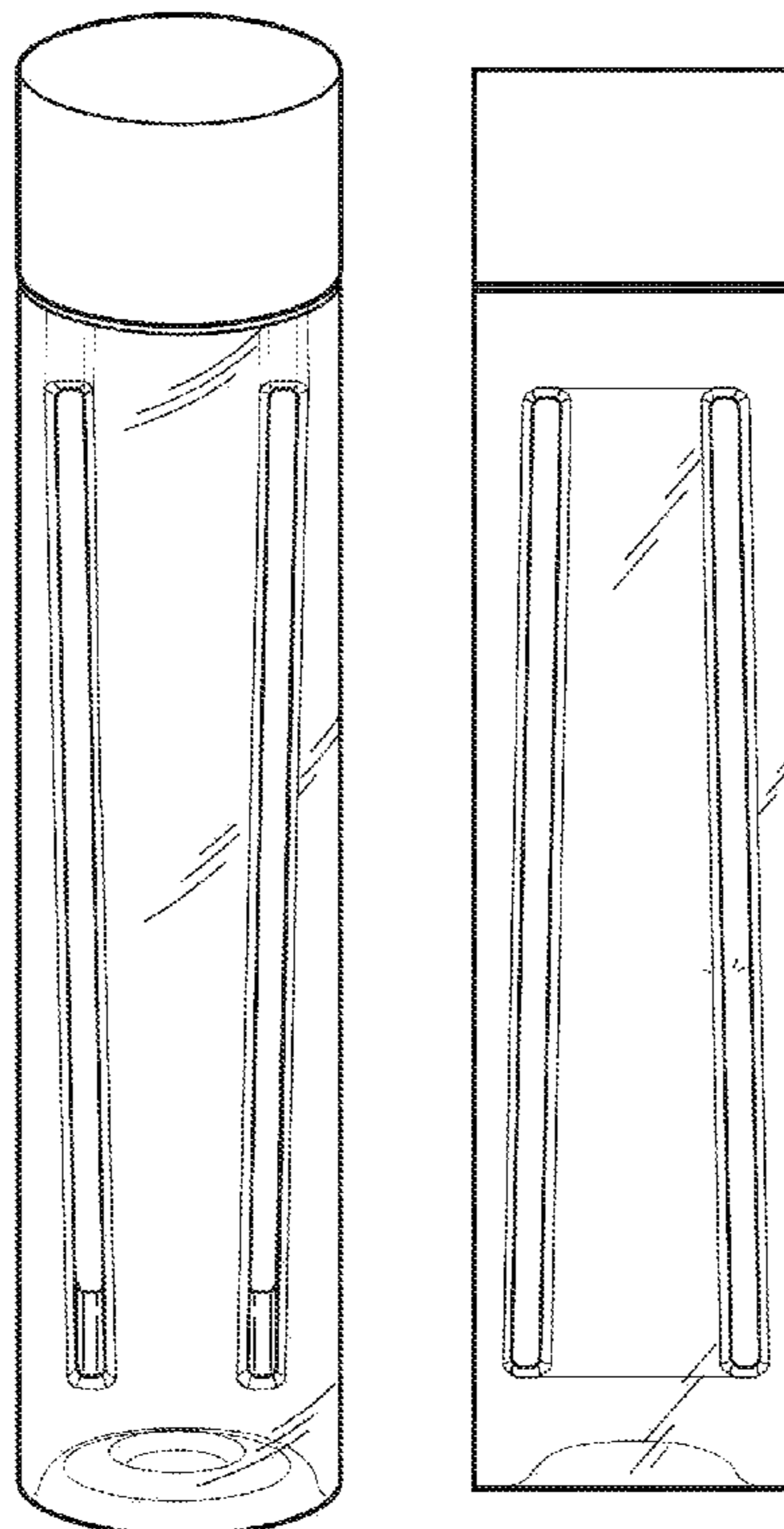


FIG. 1

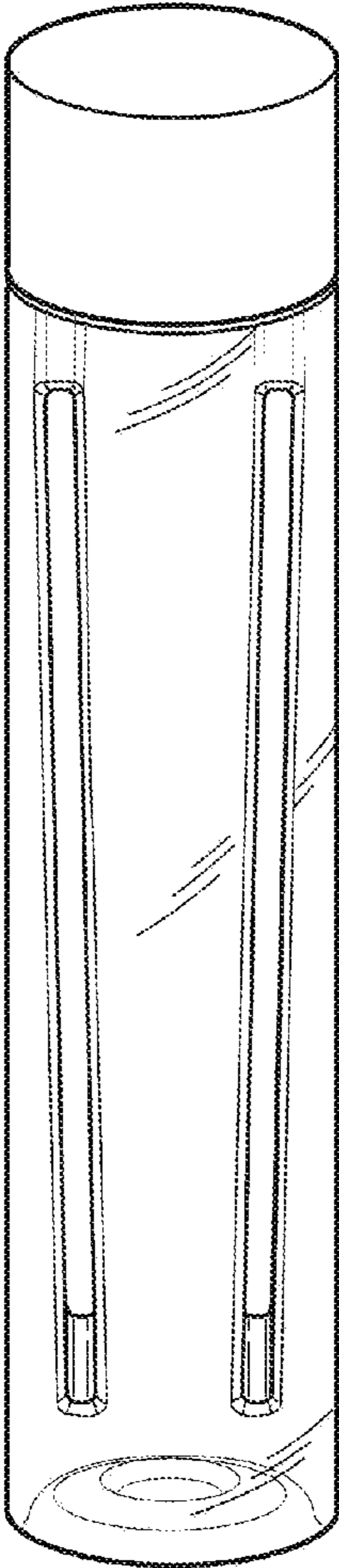


FIG. 2

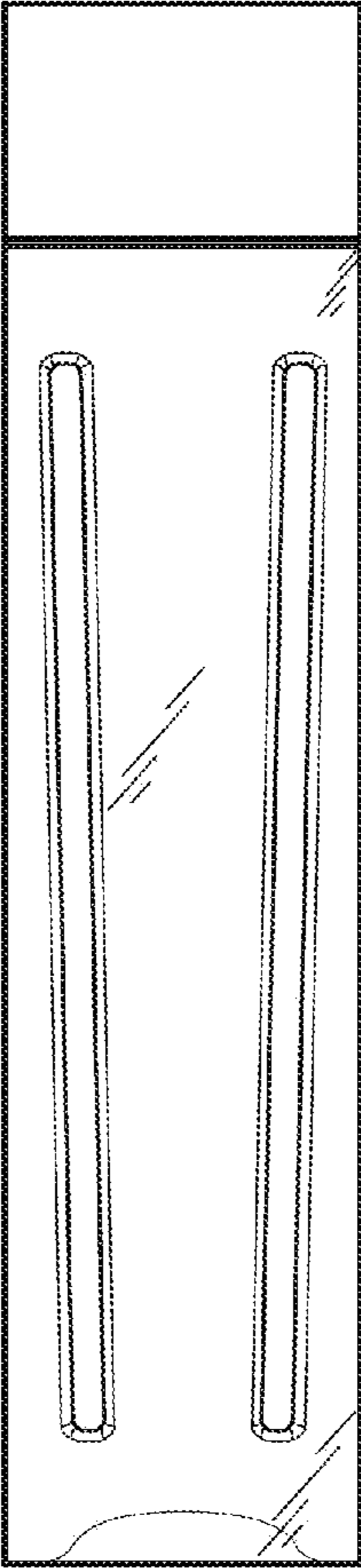


FIG. 3

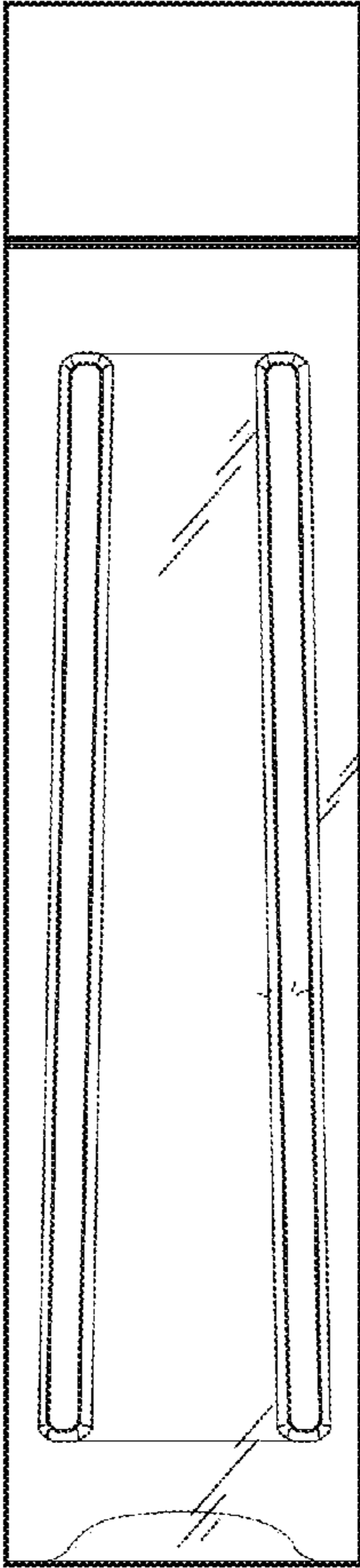


FIG. 4

