



US00D611821S

(12) **United States Design Patent**
Gabrielsson et al.

(10) **Patent No.:** **US D611,821 S**
(45) **Date of Patent:** **** Mar. 16, 2010**

(54) **BOTTLE**

D522,872 S * 6/2006 Lascaux D9/544
D563,234 S * 3/2008 Moreno D9/572

(75) Inventors: **Marcus Gabrielsson**, Stockholm (SE);
Jakob Boije, Stockholm (SE); **Ulrika Ewerman**, Stockholm (SE); **John Grieves**, Stockholm (SE); **August Michael**, Stockholm (SE)

(Continued)

Primary Examiner—Stella M Reid
Assistant Examiner—Elizabeth J Oswecki
(74) *Attorney, Agent, or Firm*—McDermott Will & Emery LLP

(73) Assignee: **V&S Vin & Sprit Aktiebolag (Publ)**, Stockholm (SE)

(57) **CLAIM**

(**) Term: **14 Years**

The ornamental design for a bottle, as shown and described.

(21) Appl. No.: **29/287,358**

DESCRIPTION

(22) Filed: **Jul. 27, 2007**

FIG. 1 is a front perspective view of a first embodiment of a bottle showing our new design;

(51) **LOC (9) Cl.** **09-01**

FIG. 2 is a front view thereof;

(52) **U.S. Cl.** **D9/517; D9/563**

FIG. 3 is a rear view thereof;

(58) **Field of Classification Search** D9/682,
D9/684, 686, 687, 737, 738, 739, 743, 516,
D9/517, 520, 522, 523, 526, 527, 528, 529,
D9/530, 531, 544, 559, 563, 566, 572, 719;
215/381–385

FIG. 4 is a side view thereof;

FIG. 5 is another side view thereof;

FIG. 6 is a top view thereof;

FIG. 7 is a bottom view thereof;

See application file for complete search history.

FIG. 8 is an exploded view thereof; with the exterior bottle being shown separated for ease of illustration;

(56) **References Cited**

U.S. PATENT DOCUMENTS

D195,064 S * 4/1963 Dike D9/523
3,437,194 A * 4/1969 Ames et al. 206/459.5
D221,061 S * 7/1971 Ford D9/739
D227,076 S * 6/1973 Massey D9/739
D229,394 S * 11/1973 Givenchy D9/739
D248,830 S * 8/1978 Anderson D9/523
D269,948 S * 8/1983 Janssen D9/523
D282,820 S * 3/1986 Carelli D9/719
D287,937 S * 1/1987 Sargent et al. D9/523
D294,557 S * 3/1988 Jones D9/524
D306,822 S * 3/1990 Jones D9/563
5,582,293 A * 12/1996 Kay 206/457
D382,061 S * 8/1997 Mathis et al. D24/224
D382,204 S * 8/1997 Beaver D9/523
D471,584 S * 3/2003 Sugata et al. D18/43
D512,638 S * 12/2005 Baron D9/523

FIG. 9 is a front perspective view of a second embodiment of a bottle showing our new design; with the difference residing in a portion of the bottle within the exterior cover being disclaimed;

FIG. 10 is a front view thereof;

FIG. 11 is a rear view thereof;

FIG. 12 is a side view thereof;

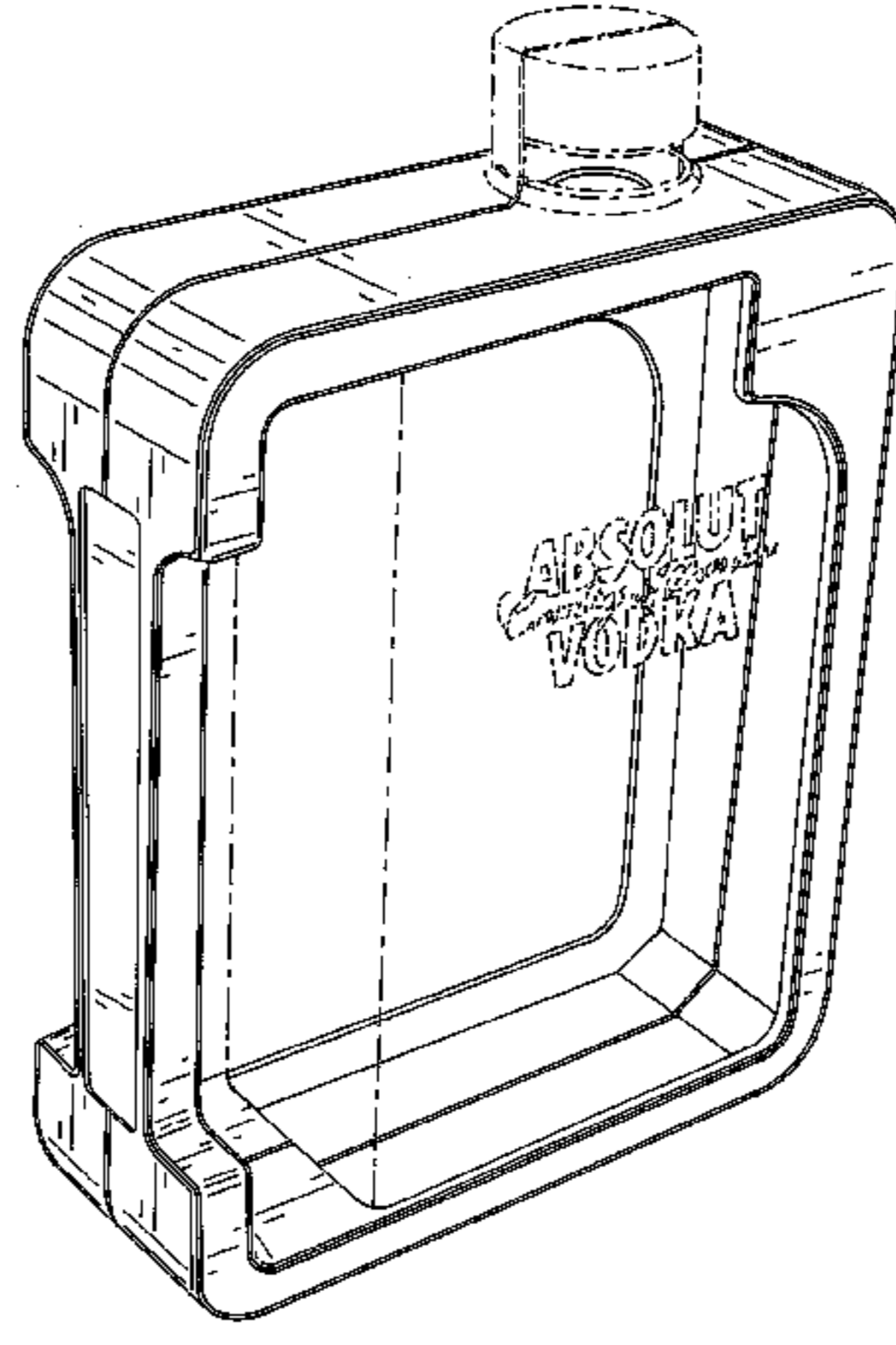
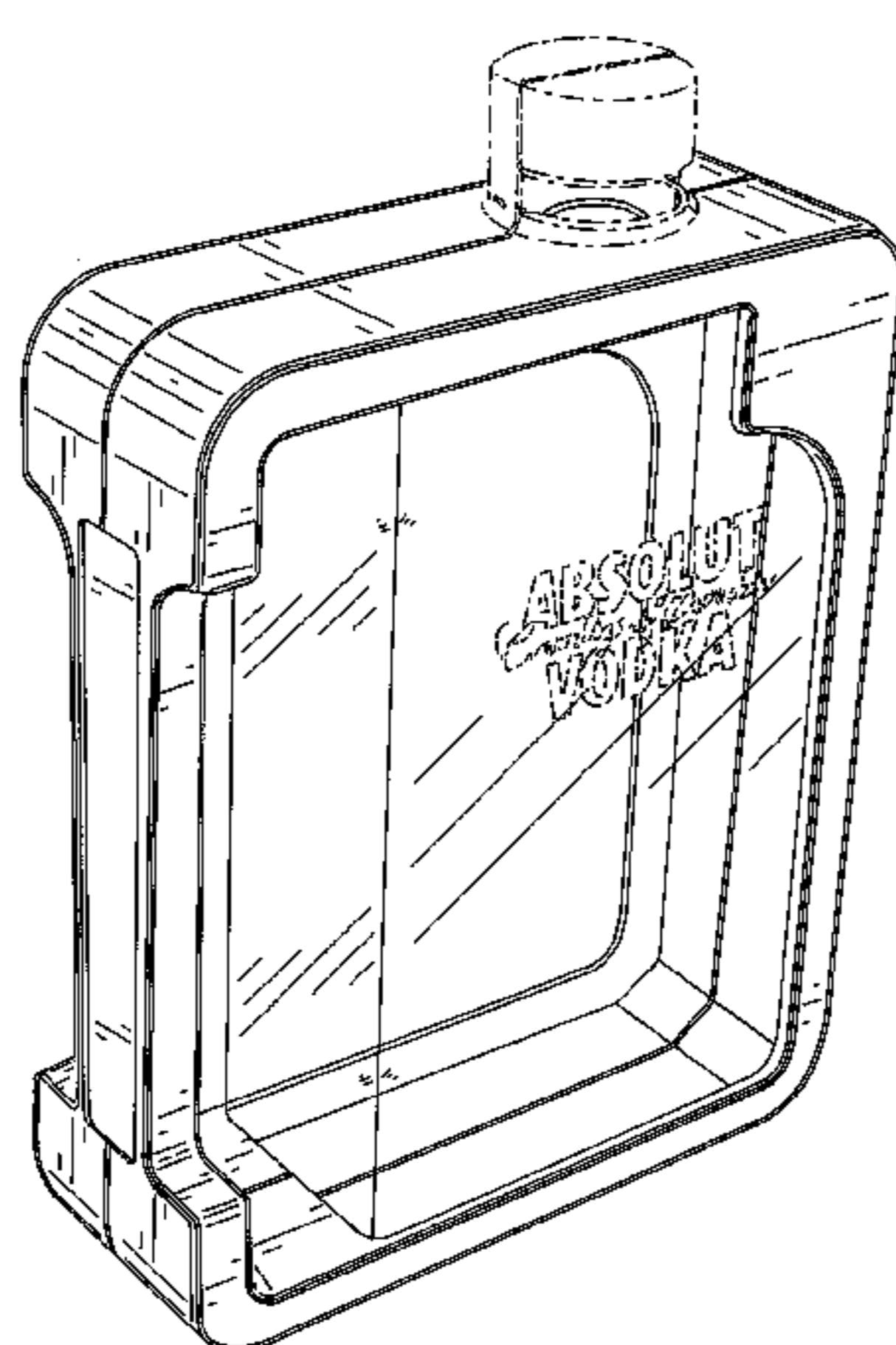
FIG. 13 is another side view thereof;

FIG. 14 is a top view thereof; and,

FIG. 15 is a bottom view thereof.

The broken line showing of a side of a bottle, bottle cap, and written label are included for the purpose of illustrating only and forms no part of the claimed design.

1 Claim, 11 Drawing Sheets



US D611,821 S

Page 2

U.S. PATENT DOCUMENTS

D565,963 S *	4/2008	Slimane	D9/687	D584,639 S *	1/2009	Antretter	D9/687
D572,581 S *	7/2008	Steele et al.	D9/418	D593,420 S *	6/2009	Augenbraun et al.	D9/687
D573,885 S *	7/2008	Considine et al.	D9/528	D601,428 S *	10/2009	Rica	D9/544
D581,797 S *	12/2008	Calvo	D9/523				

* cited by examiner

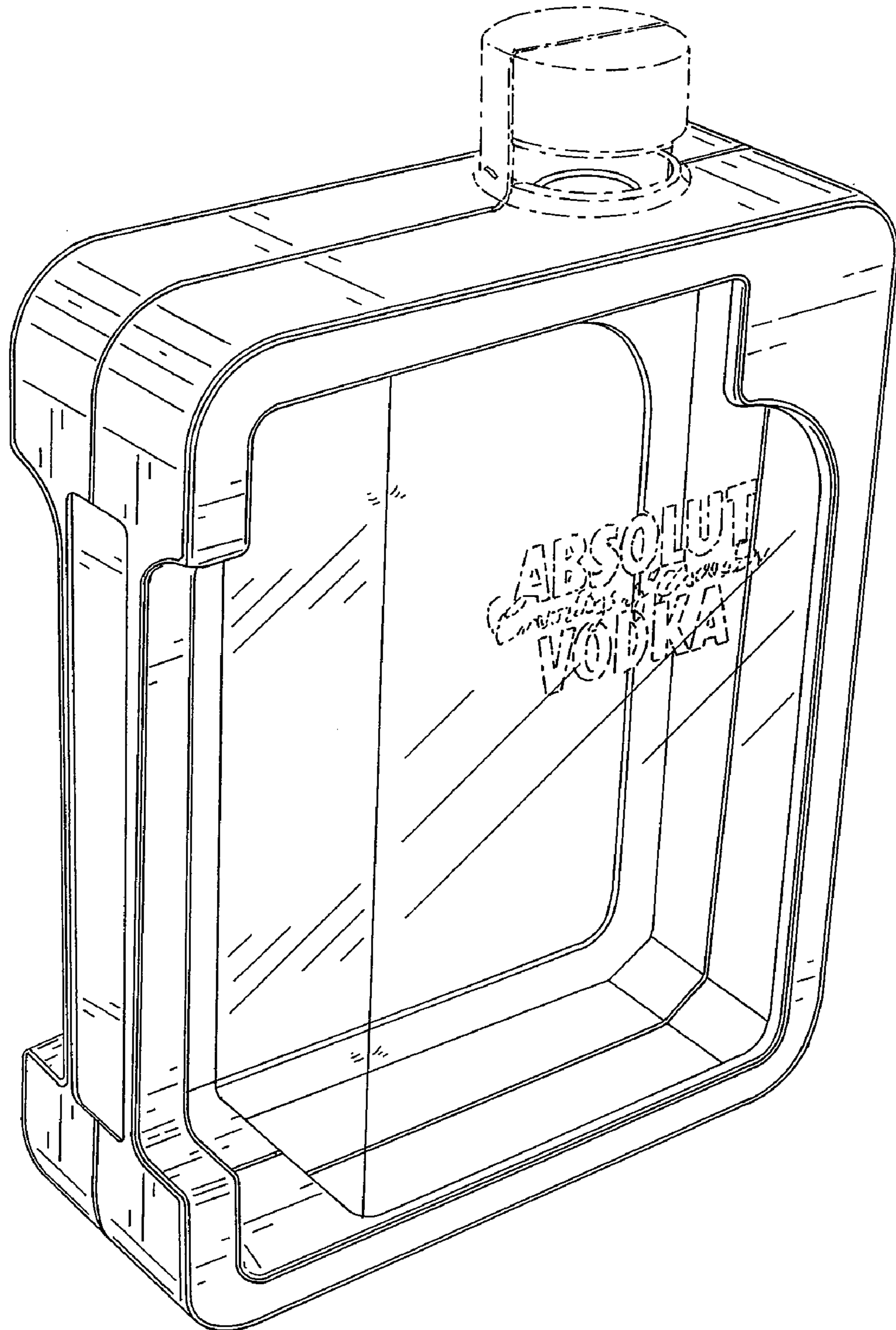


FIG. 1




FIG. 2




FIG. 3




FIG. 4




FIG. 5

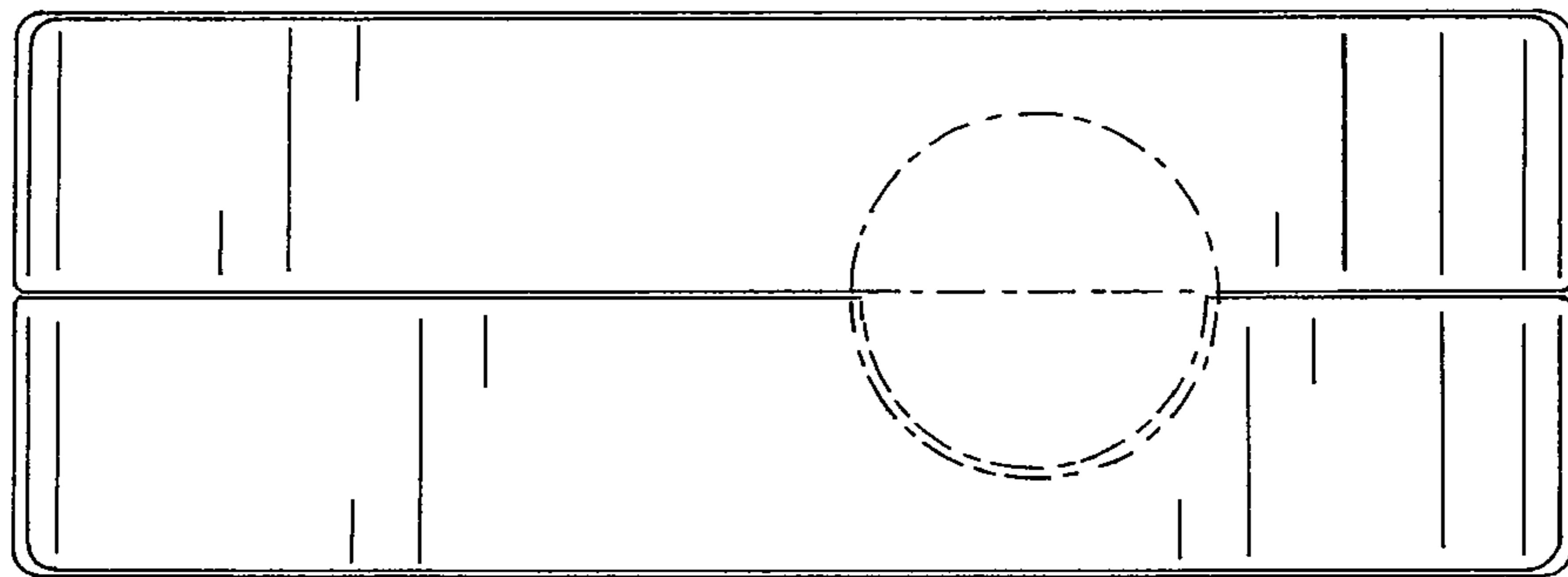


FIG. 6

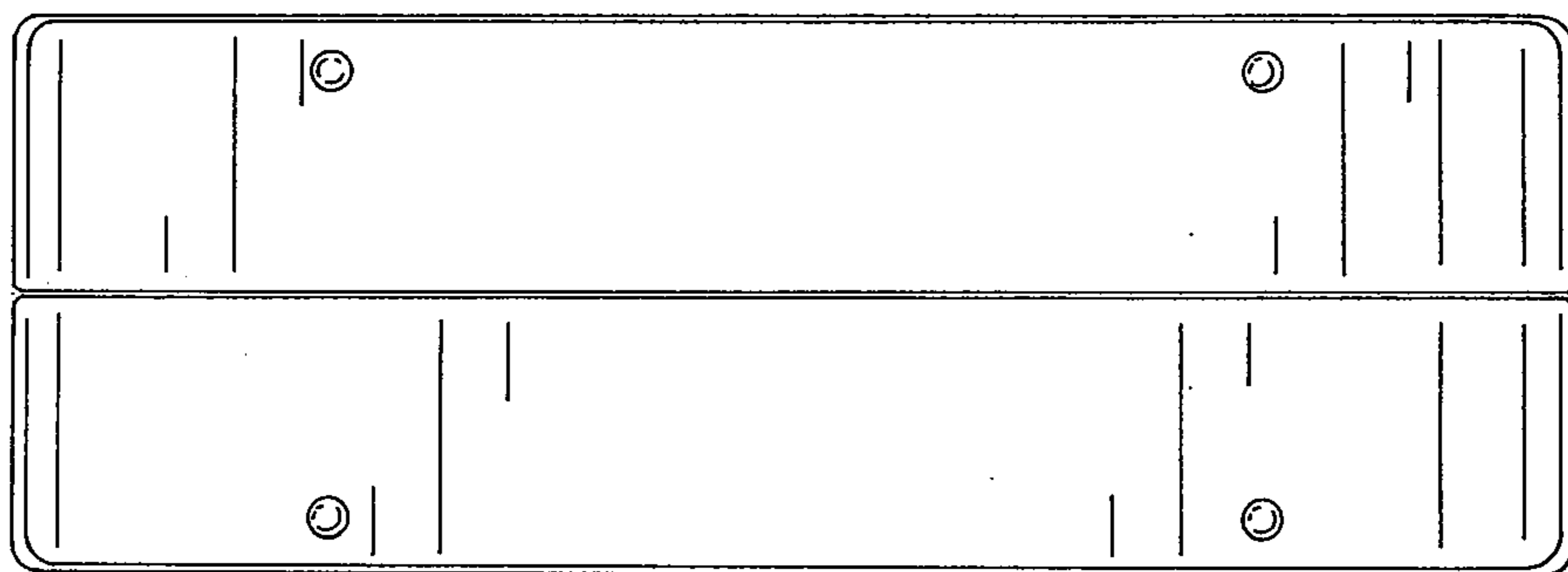


FIG. 7

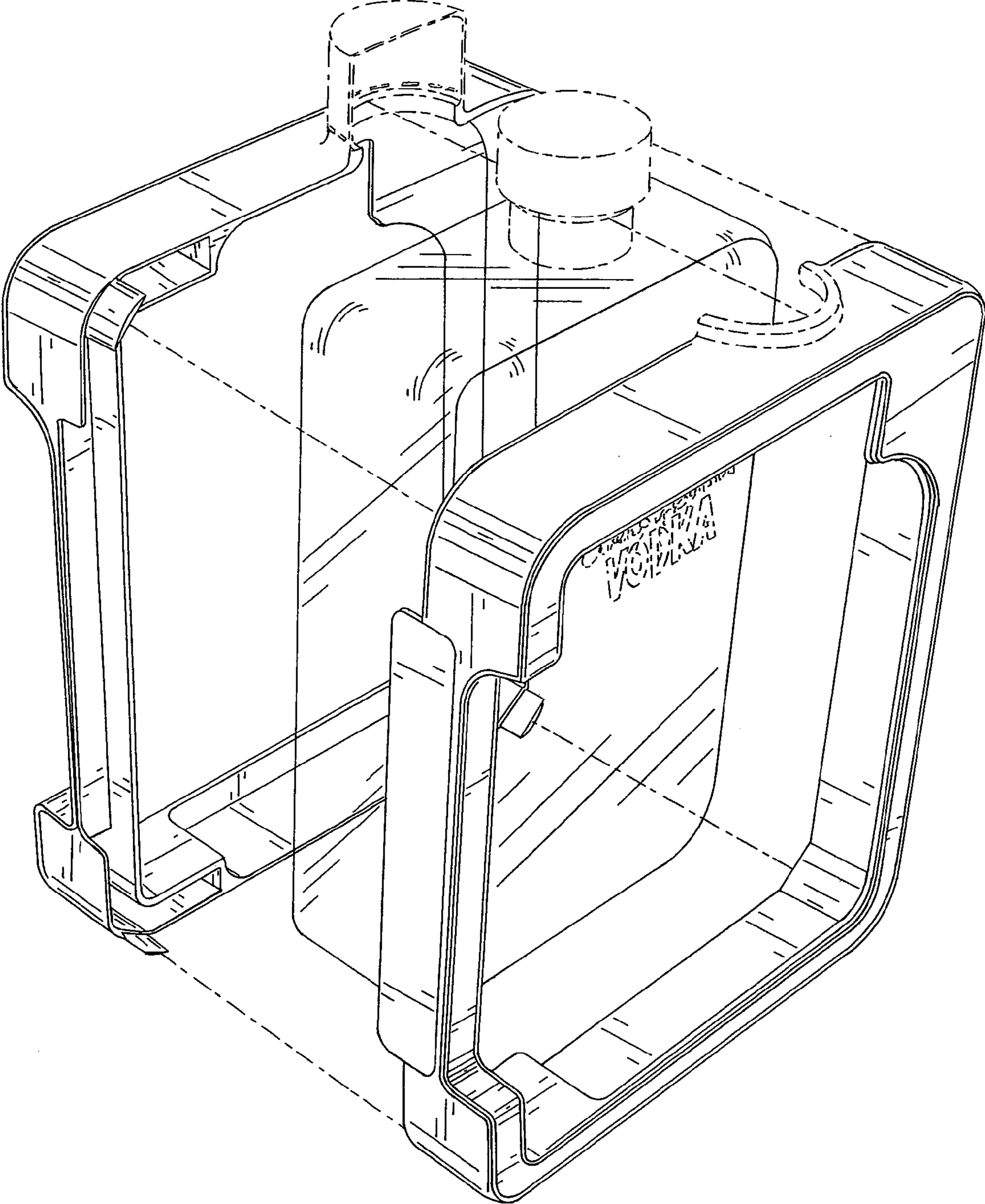


FIG. 8

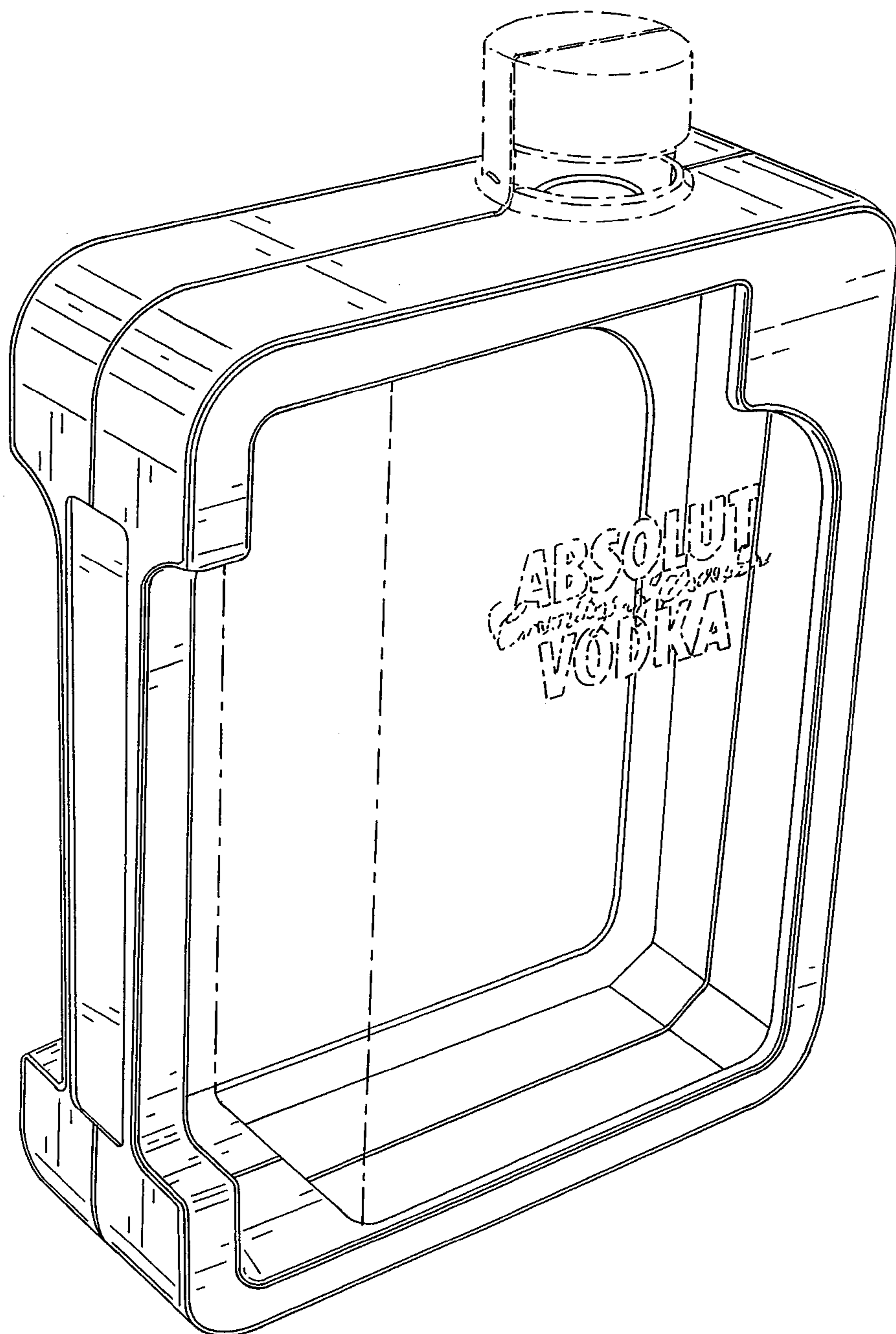


FIG. 9




FIG. 10




FIG. 11

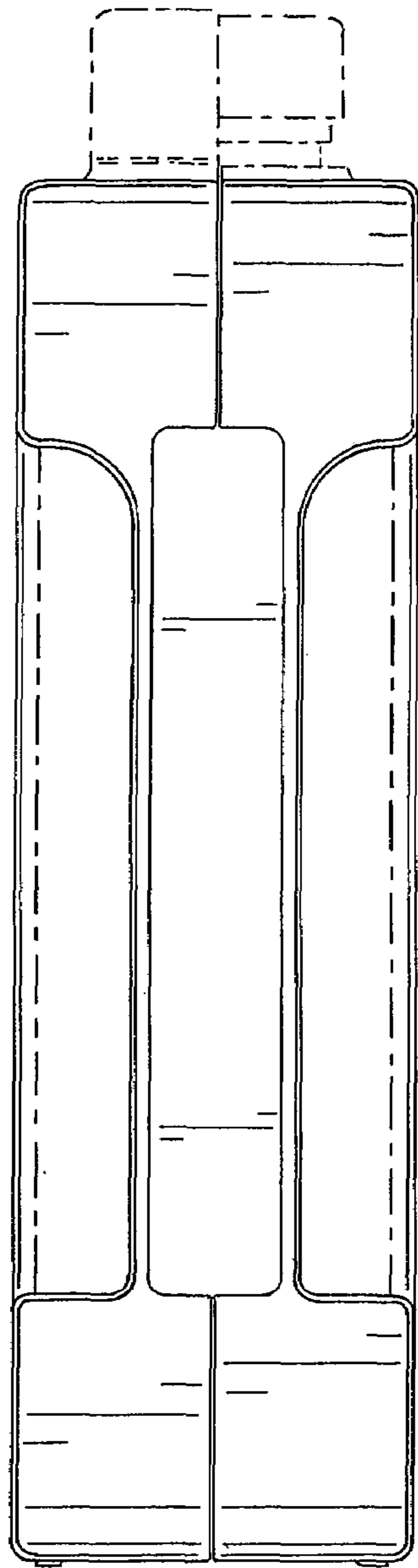


FIG. 12




FIG. 13

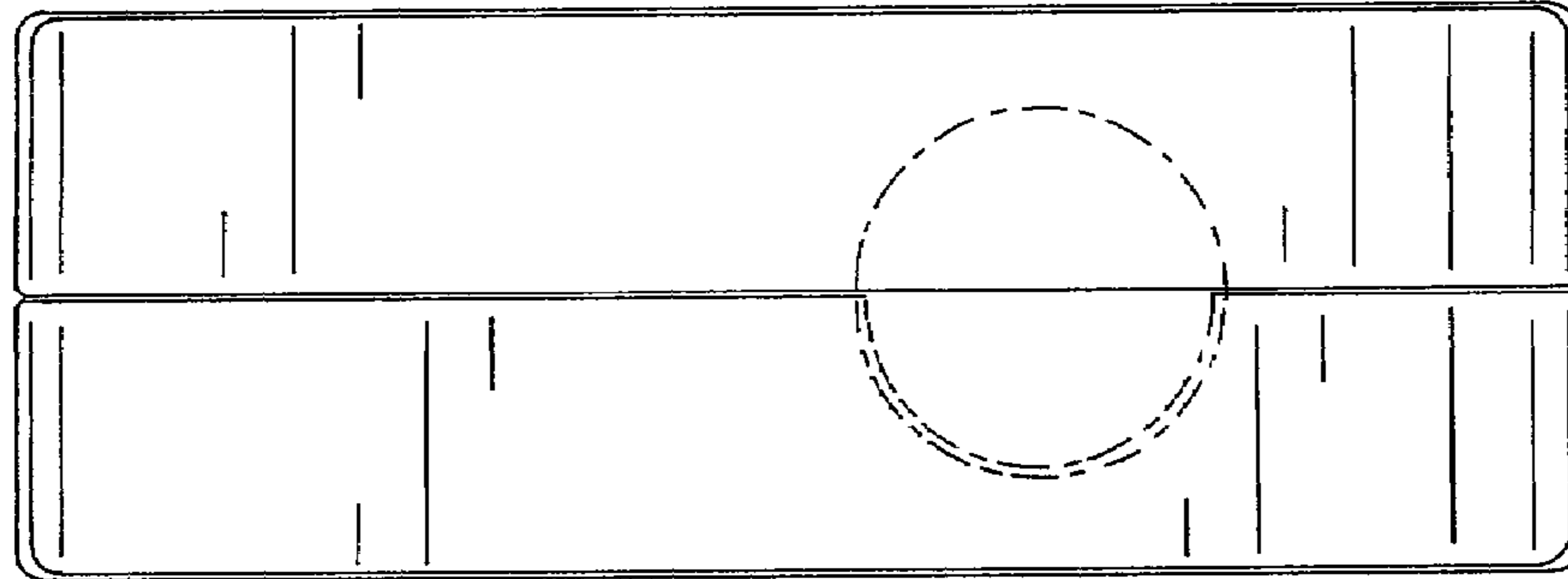


FIG. 14

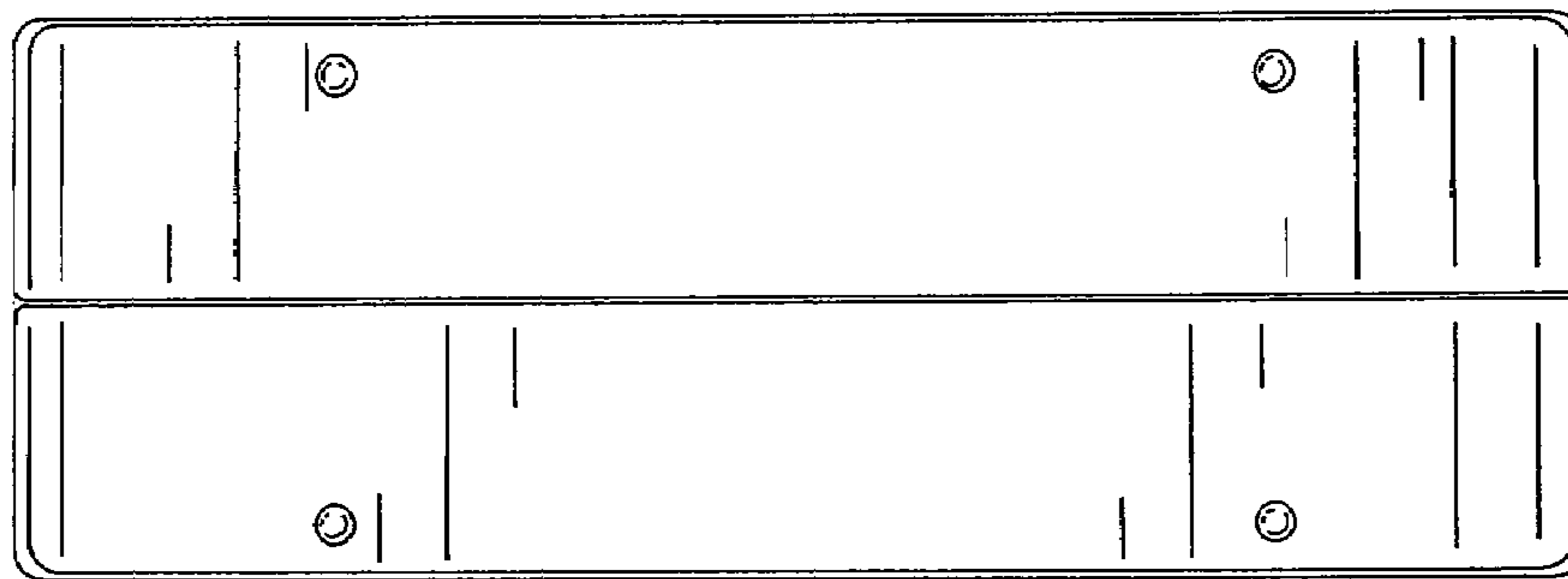


FIG. 15