



US00D611819S

(12) **United States Design Patent**
Slubski

(10) **Patent No.:** **US D611,819 S**
(45) **Date of Patent:** **** Mar. 16, 2010**

(54) **REMOVABLE ELASTIC BAND ON A BOTTLE**

(76) Inventor: **Esther Slubski**, 14 Mahan Rd., Old Bethpage, NY (US) 11804

(**) Term: **14 Years**

(21) Appl. No.: **29/324,227**

(22) Filed: **Sep. 9, 2008**

Related U.S. Application Data

(63) Continuation of application No. 29/279,662, filed on May 4, 2007, now Pat. No. Des. 576,495.

(51) **LOC (9) Cl.** **09-01**

(52) **U.S. Cl.** **D9/516; D9/434**

(58) **Field of Classification Search** D9/500,
D9/516, 529, 549, 557-558, 575, 682, 686-694,
D9/522, 545, 530, 537, 540, 767, 501, 517,
D9/719; 215/379, 381-384; 220/660, 662,
220/669-673, 675; D7/608, 300.1; D20/22;
D11/3, 4, 6

See application file for complete search history.

(56) **References Cited**

U.S. PATENT DOCUMENTS

1,740,223 A * 12/1929 Burvenick 220/568
2,538,684 A * 1/1951 Gushard et al. 215/382
3,583,602 A * 6/1971 Gruber et al. 222/92
D222,032 S * 9/1971 Donoghue D9/501
D222,033 S * 9/1971 Donoghue D9/501
D421,384 S * 3/2000 Herrmann D9/691
D480,969 S * 10/2003 Owens D9/455

D483,982 S * 12/2003 Irvine D7/300.1
D542,167 S * 5/2007 Brown D11/4
D542,687 S * 5/2007 Brown D11/4
D546,225 S * 7/2007 Brown D11/4
D546,226 S * 7/2007 Brown D11/4
D546,227 S * 7/2007 Brown D11/4
D576,495 S * 9/2008 Slubski D9/537

* cited by examiner

Primary Examiner—Ian Simmons

Assistant Examiner—Dana L Sipos

(74) *Attorney, Agent, or Firm*—Hoffmann & Baron, LLP

(57) **CLAIM**

The ornamental design for a removable elastic band on a bottle, as shown and described.

DESCRIPTION

FIG. 1 is a top, front, right side perspective view of a removable elastic band on a bottle showing my new design;

FIG. 2 is a top plan view thereof;

FIG. 3 is a front elevation view thereof;

FIG. 4 is a left side elevation view thereof;

FIG. 5 is a rear elevation view thereof; and,

FIG. 6 is a bottom plan view thereof.

The dot-dash broken lines in the drawings showing the majority of a bottle illustrate the portions of the design that form no part of the claim. The evenly dashed broken lines in the drawings define the bounds of the claim and form no part thereof.

1 Claim, 6 Drawing Sheets

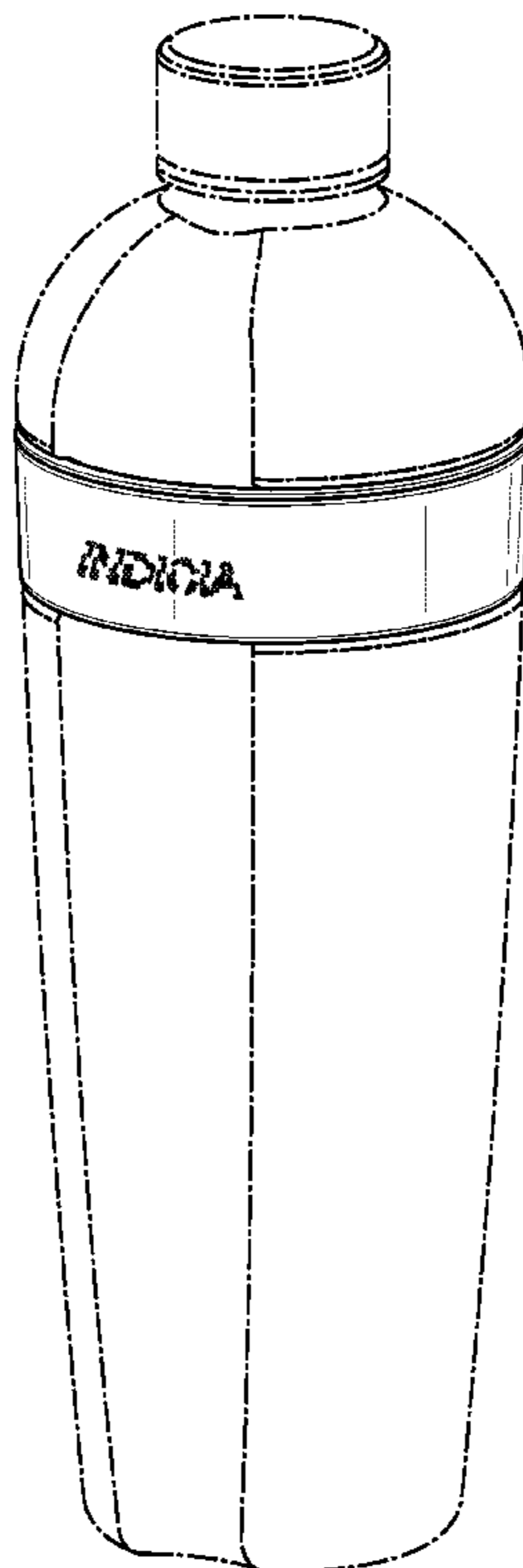


FIG. 1

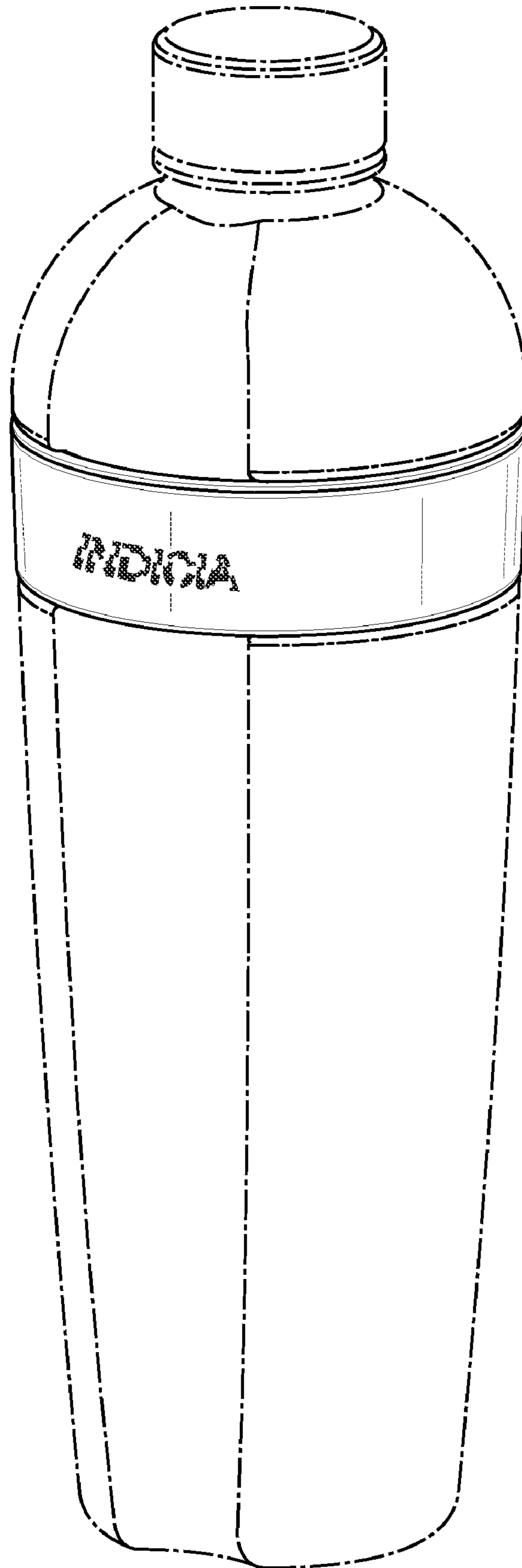


FIG. 2

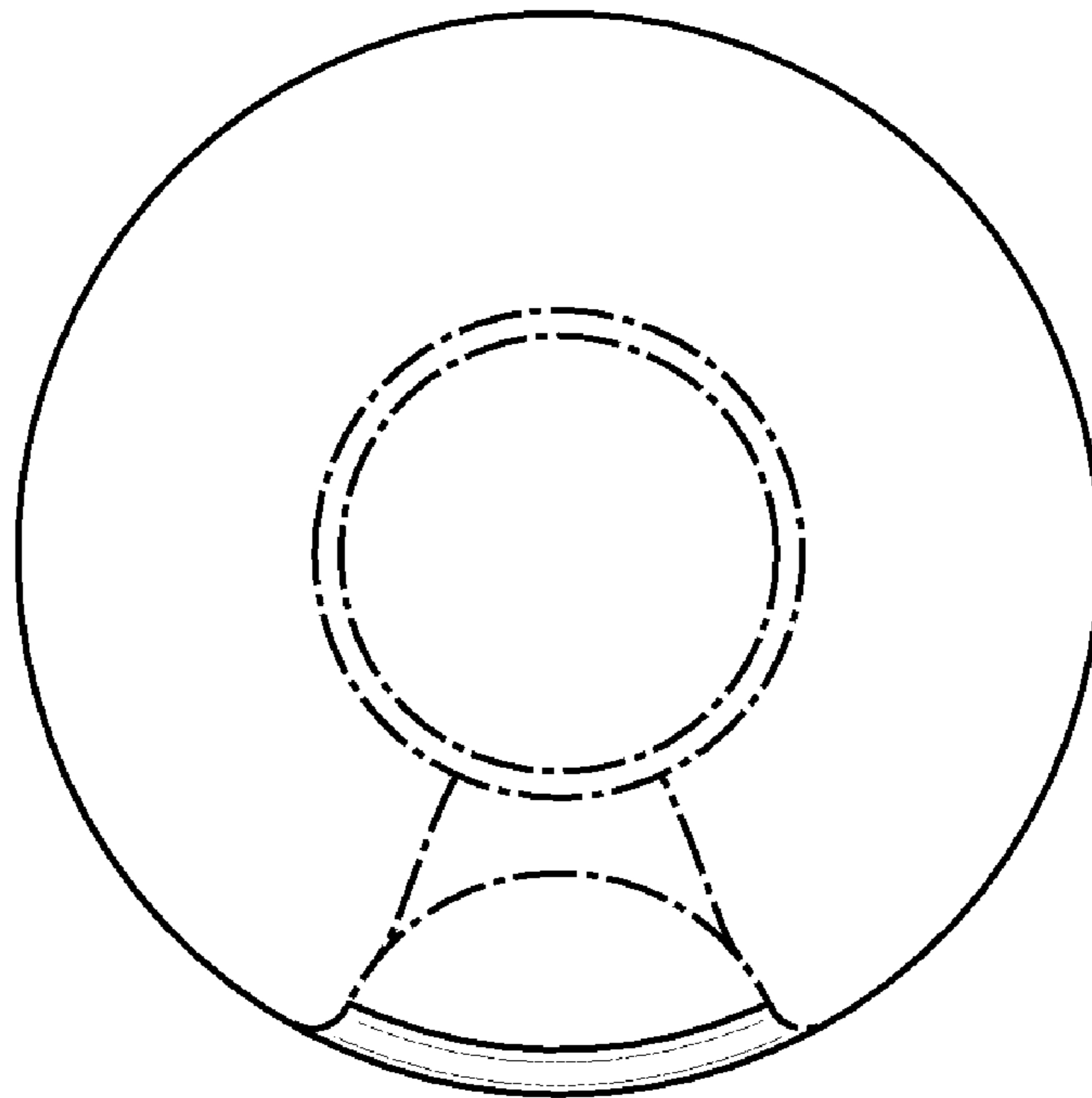


FIG. 3




FIG. 4

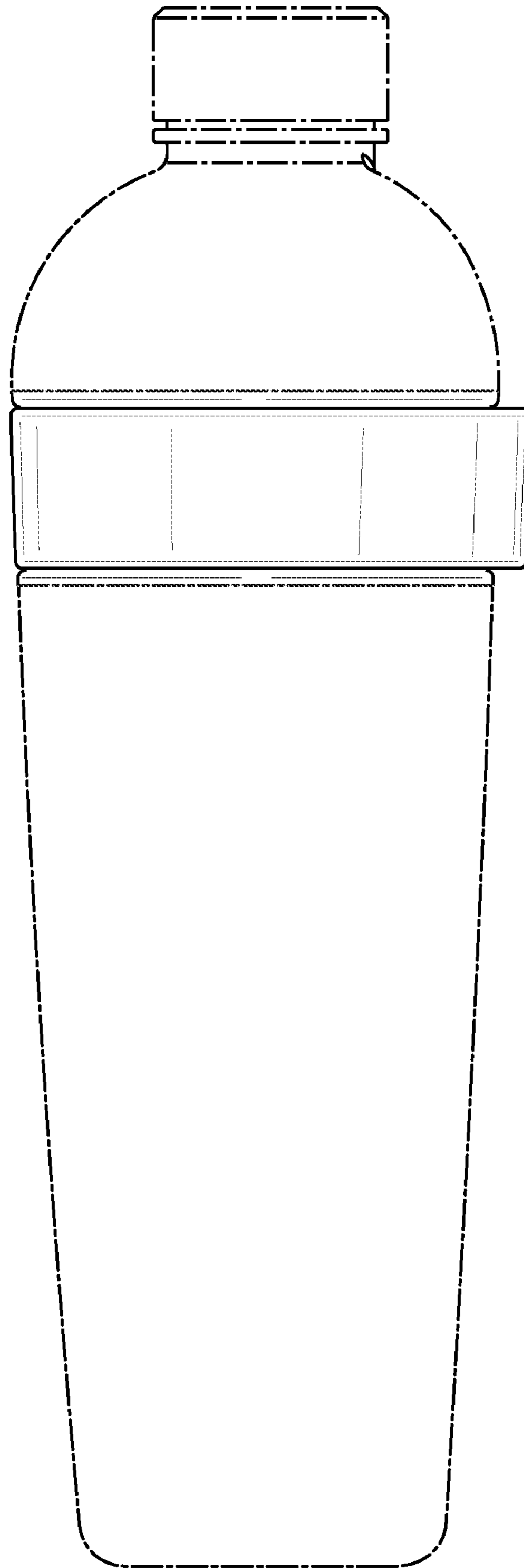


FIG. 5

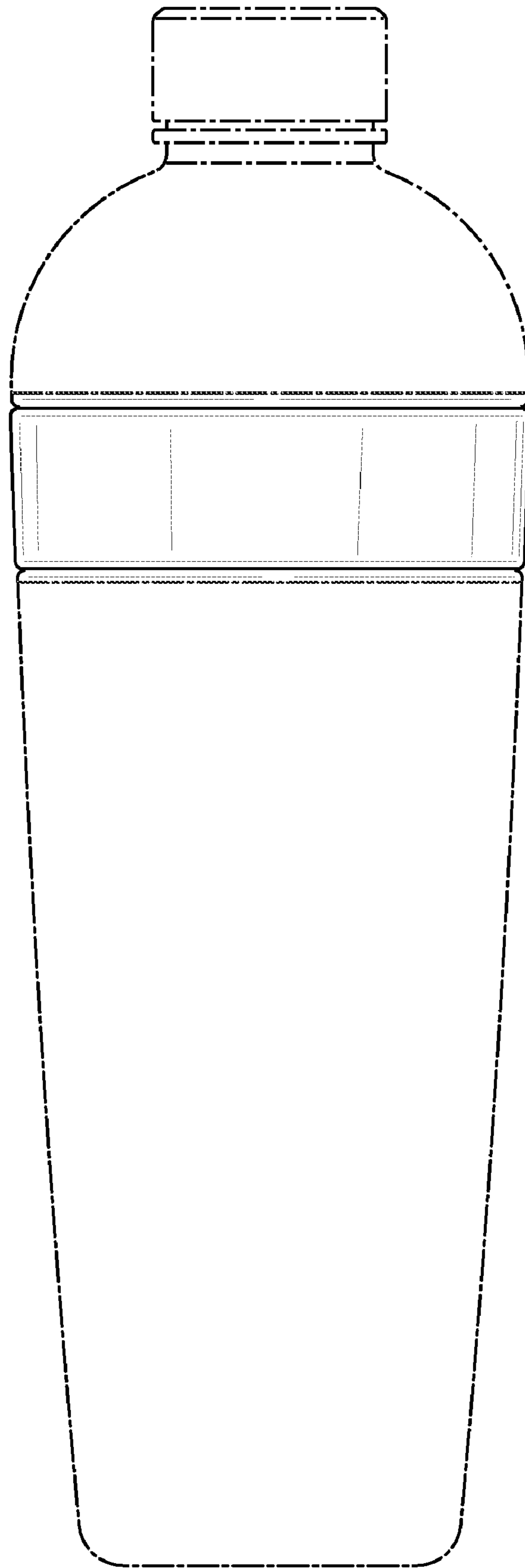


FIG. 6

