



US00D611799S

(12) **United States Design Patent**
Harris

(10) **Patent No.:** **US D611,799 S**
(45) **Date of Patent:** **** Mar. 16, 2010**

- (54) **WALLPLATE COVER**
- (75) Inventor: **David P. Harris**, Wilmette, IL (US)
- (73) Assignee: **Global Device Management, LLC**,
Chicago, IL (US)
- (**) Term: **14 Years**
- (21) Appl. No.: **29/339,563**
- (22) Filed: **Jul. 2, 2009**
- (51) **LOC (9) Cl.** **11-05**
- (52) **U.S. Cl.** **D8/353**
- (58) **Field of Classification Search** D8/350-353;
D13/156, 177, 152, 154, 158, 173, 169, 171,
D13/139.1-139.8, 146, 147, 179; D14/159;
D25/60; 220/241, 3.92, 3.5-3.8, 242; 439/536,
439/535, 892; 200/303; 248/273; 292/357;
174/66, 67
See application file for complete search history.

- D423,326 S * 4/2000 Moon et al. D8/353
- D423,912 S * 5/2000 Moon et al. D8/353
- D502,862 S * 3/2005 Fields D8/353
- D556,544 S * 12/2007 Wood D8/353
- D567,633 S * 4/2008 Anderson D8/353

* cited by examiner

Primary Examiner—Ian Simmons
Assistant Examiner—Mark A Goodwin
(74) *Attorney, Agent, or Firm*—Ungaretti & Harris LLP

(57) **CLAIM**

I claim the ornamental design for a wallplate cover, as shown and described.

DESCRIPTION

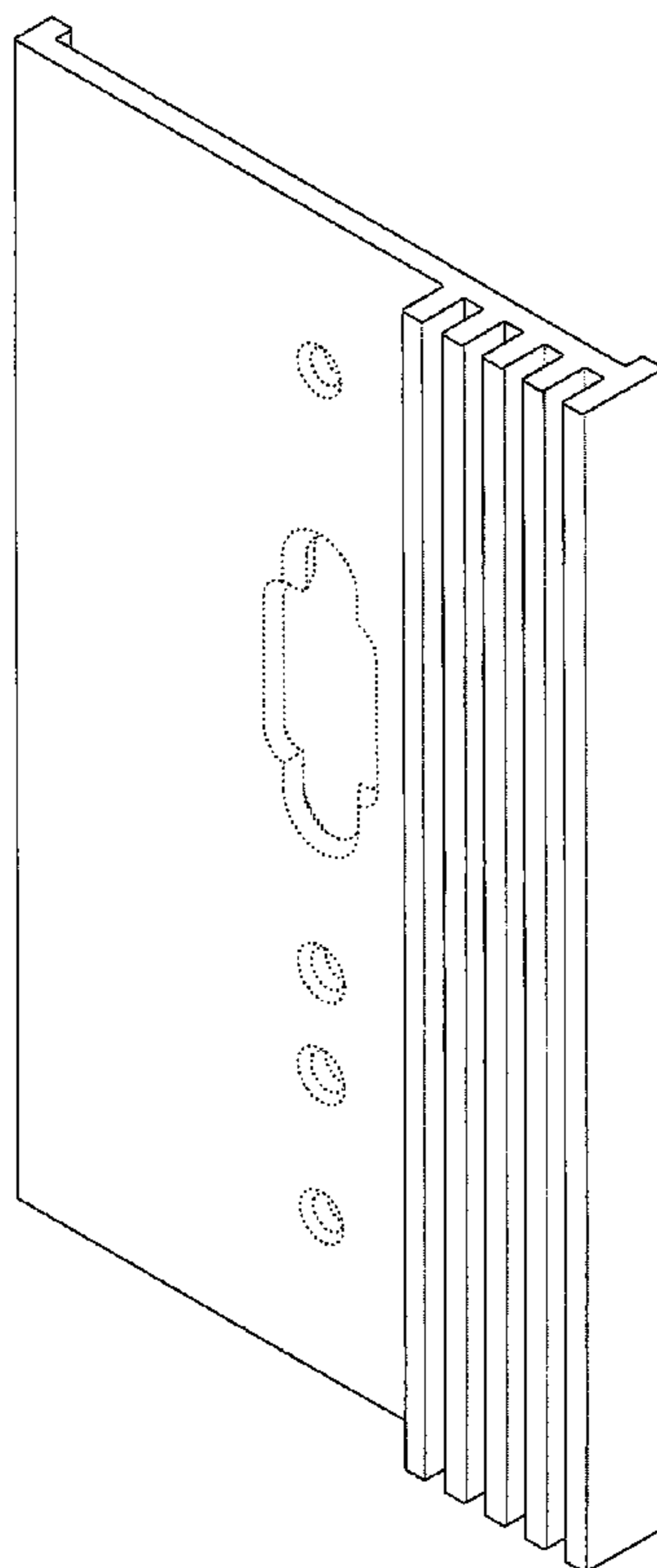
FIG. 1 is a perspective view of a wallplate cover of the present invention;
FIG. 2 is a front view thereof;
FIG. 3 is a rear view thereof;
FIG. 4 is a first side view thereof;
FIG. 5 is a second side view thereof;
FIG. 6 is a top plan view thereof; and,
FIG. 7 is a bottom plan view thereof.
Features shown in dashes of the drawings are not part of the claim.

(56) **References Cited**

U.S. PATENT DOCUMENTS

- D154,676 S * 8/1949 Guild D8/350
- D192,805 S * 5/1962 Grieshaber D8/350
- D235,616 S * 7/1975 Tegner D8/350
- D280,095 S * 8/1985 Roszel D13/125
- D351,099 S * 10/1994 Flasz D8/353
- D384,040 S * 9/1997 Frerichs et al. D13/179
- D392,873 S * 3/1998 Scherer et al. D8/353

1 Claim, 5 Drawing Sheets



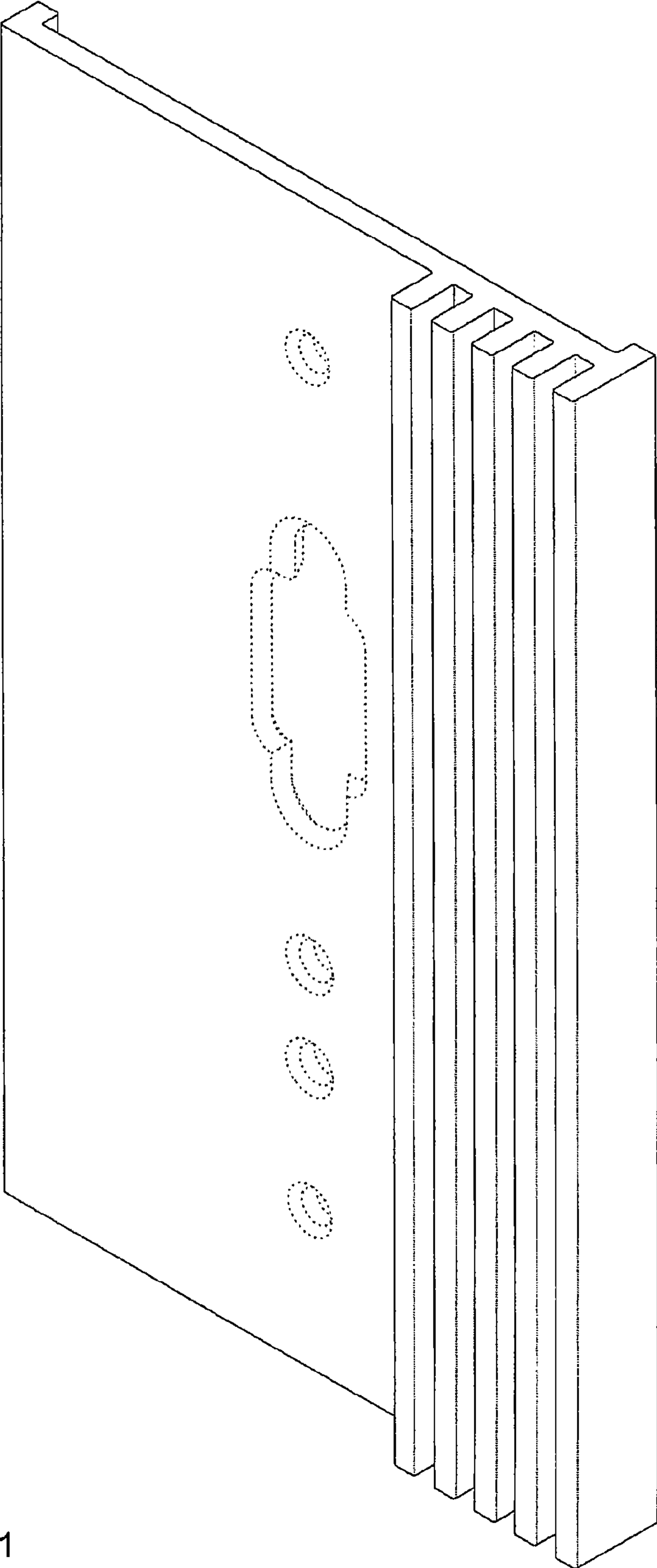


Figure 1

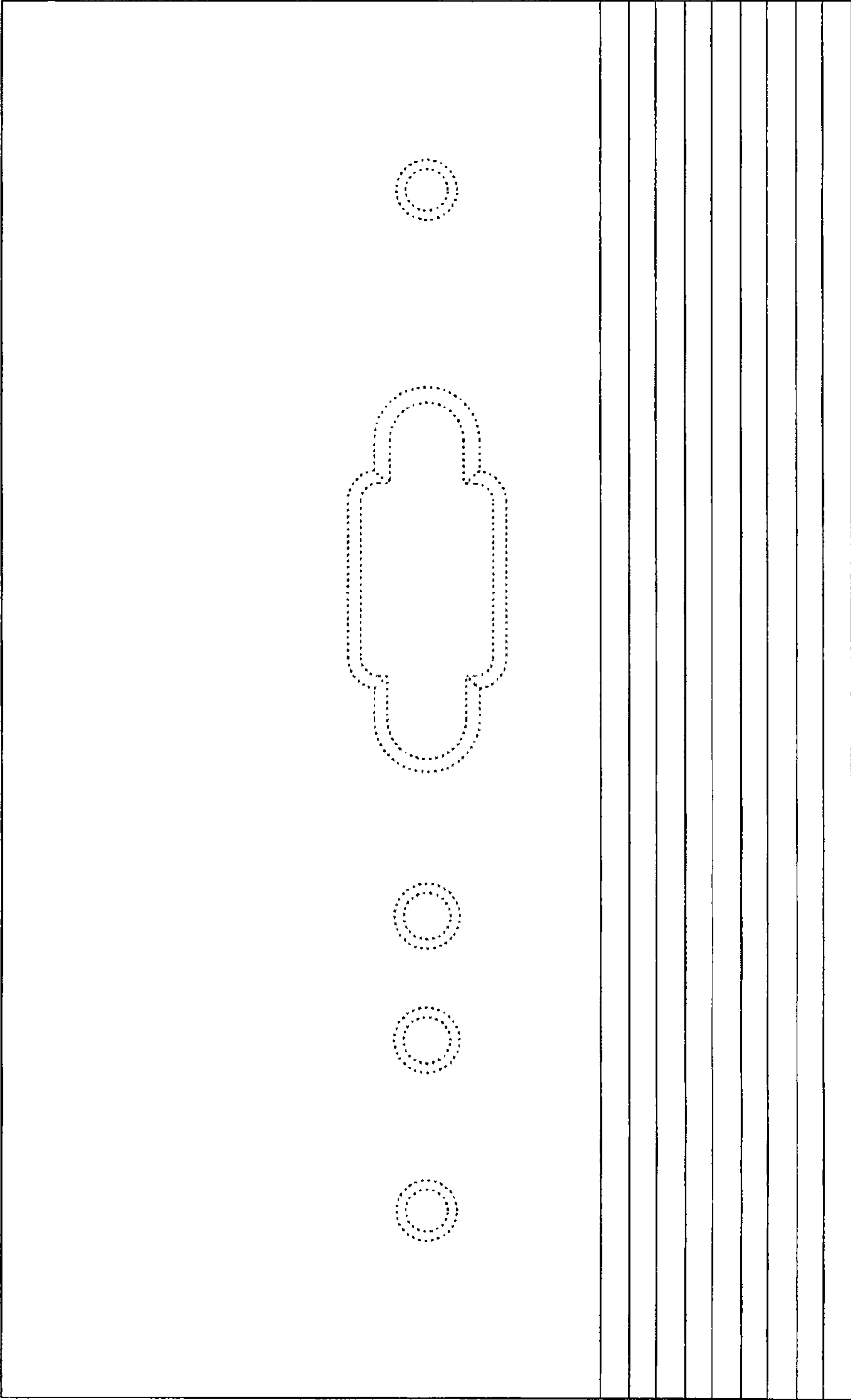


Figure 2

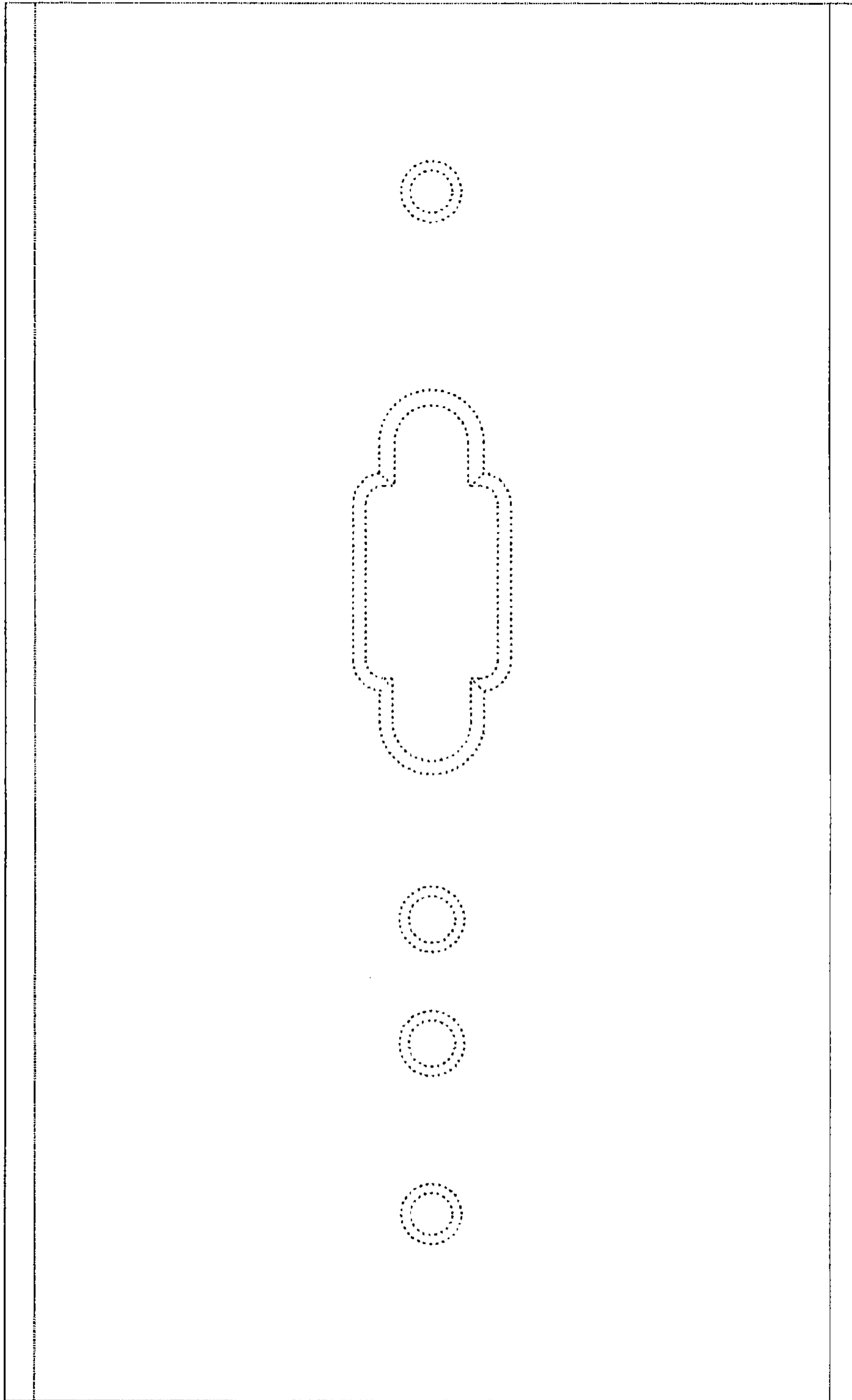


Figure 3




Figure 4



Figure 5

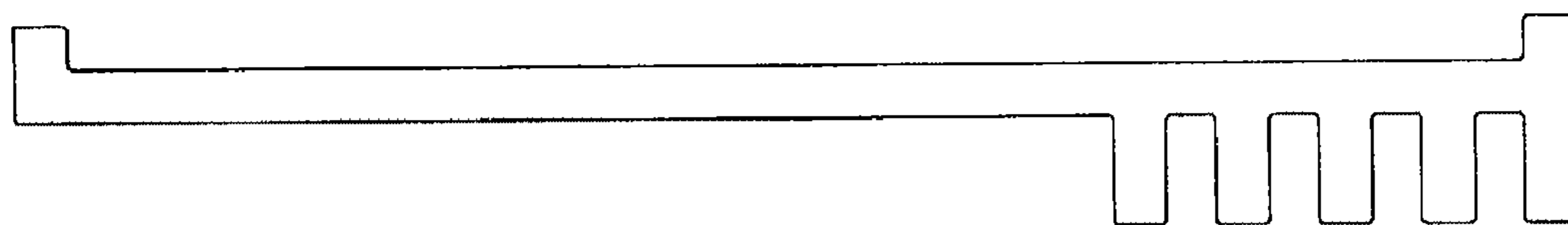


Figure 6




Figure 7