



US00D611794S

(12) **United States Design Patent**
Williams et al.

(10) **Patent No.:** **US D611,794 S**
(45) **Date of Patent:** **** Mar. 16, 2010**

(54) **SCISSORS**

(75) Inventors: **Eric Williams**, Verona, WI (US);
Theodore Jach, Cambridge, WI (US);
Christopher Peterson, Chippewa Falls,
WI (US)

(73) Assignee: **Fiskars Brands, Inc.**, Madison, WI (US)

(**) Term: **14 Years**

(21) Appl. No.: **29/337,511**

(22) Filed: **May 22, 2009**

(51) **LOC (9) Cl.** **08-03**

(52) **U.S. Cl.** **D8/57; D8/107**

(58) **Field of Classification Search** D8/4,
D8/5, 51-58, 105, 107; 30/131, 195, 229,
30/194, 230-235, 268, 350, 254-258; 7/135,
7/136; D21/532; D27/195; D28/57
See application file for complete search history.

(56) **References Cited**

U.S. PATENT DOCUMENTS

4,258,592 A	3/1981	Linden	
D266,309 S	9/1982	Linden	
4,715,122 A	12/1987	Linden	
D301,678 S	6/1989	Linden	
D318,780 S	8/1991	Bendickson et al.	
D338,604 S	8/1993	Ramsey	
D344,225 S	2/1994	Hendon et al.	
5,325,592 A	7/1994	Linden et al.	
D350,466 S	9/1994	Ramsey et al.	
D353,087 S	12/1994	Ramsey et al.	
D358,748 S	5/1995	Ramsey et al.	
D361,026 S	8/1995	Ramsey	
D365,004 S	12/1995	Ramsey et al.	
D380,657 S	7/1997	Cornell	
D383,957 S	9/1997	Cornell	
D393,192 S	4/1998	Cornell	
D395,992 S	7/1998	Bennett et al.	
5,819,416 A *	10/1998	Robinson et al.	30/257
D421,375 S	3/2000	Carlson et al.	
D446,099 S *	8/2001	Pia	D8/57

D503,880 S	4/2005	McLean	
D505,054 S	5/2005	McLean et al.	
D513,577 S	1/2006	McLean et al.	
6,988,318 B2	1/2006	Buchtman et al.	
D514,908 S	2/2006	McLean	
D536,588 S	2/2007	Peterson et al.	
D536,589 S	2/2007	Peterson et al.	
D536,939 S	2/2007	Peterson et al.	
D537,310 S	2/2007	McLean	
D543,817 S	6/2007	McLean	
D547,153 S	7/2007	Peterson et al.	
D551,928 S	10/2007	Peterson et al.	
D551,929 S	10/2007	Peterson et al.	
D572,103 S *	7/2008	Peterson et al.	D8/57
D574,685 S *	8/2008	Peterson et al.	D8/57

(Continued)

OTHER PUBLICATIONS

2007 Fiskars Craft Products Catalog, pp. 7-15, 106-109, 116-120.

Primary Examiner—Cathron C Brooks
Assistant Examiner—Deanna Fluegeman
(74) *Attorney, Agent, or Firm*—Foley & Lardner LLP

(57) **CLAIM**

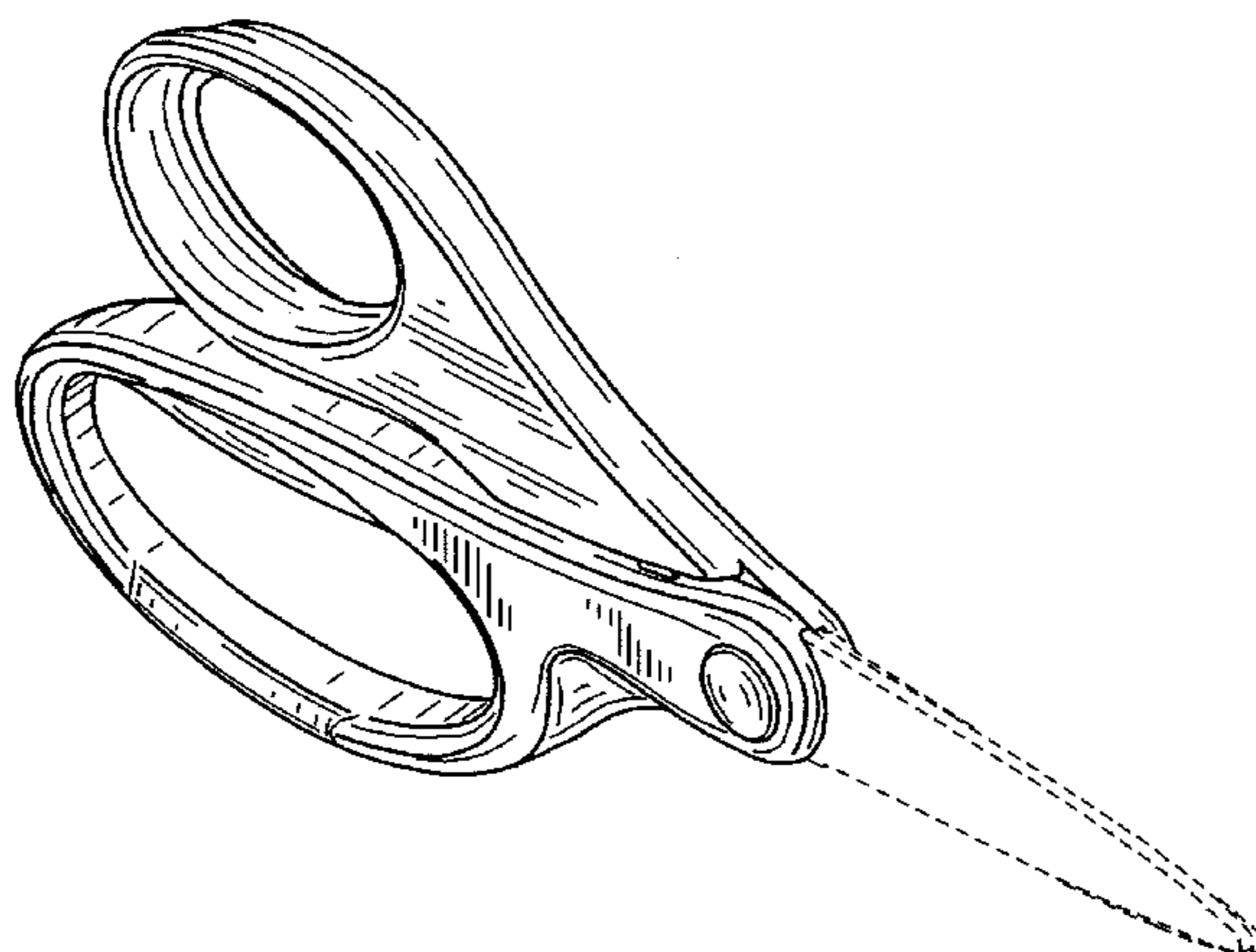
The ornamental design for scissors, as shown and described.

DESCRIPTION

FIG. 1 is a perspective view of a pair of scissors showing our new design;
FIG. 2 is a left side elevational view thereof;
FIG. 3 is a right side elevational view thereof;
FIG. 4 is a top plan view thereof;
FIG. 5 is a bottom plan view thereof;
FIG. 6 is a front elevational view thereof; and,
FIG. 7 is a rear elevational view thereof.

The ornamental design which is claimed is shown in solid lines in the drawings. The broken lines in the drawings illustrate unclaimed portions of the scissors and form no part of the claimed design.

1 Claim, 4 Drawing Sheets



US D611,794 S

Page 2

U.S. PATENT DOCUMENTS

7,458,160	B2 *	12/2008	Escobar et al.	30/232	D591,124	S	4/2009	Peterson et al.	
D590,223	S *	4/2009	Pearson et al.	D8/57	2006/0123634	A1 *	6/2006	Peterson et al.	30/232
D591,123	S	4/2009	Peterson et al.		2007/0101582	A1 *	5/2007	Escobar et al.	30/232

* cited by examiner

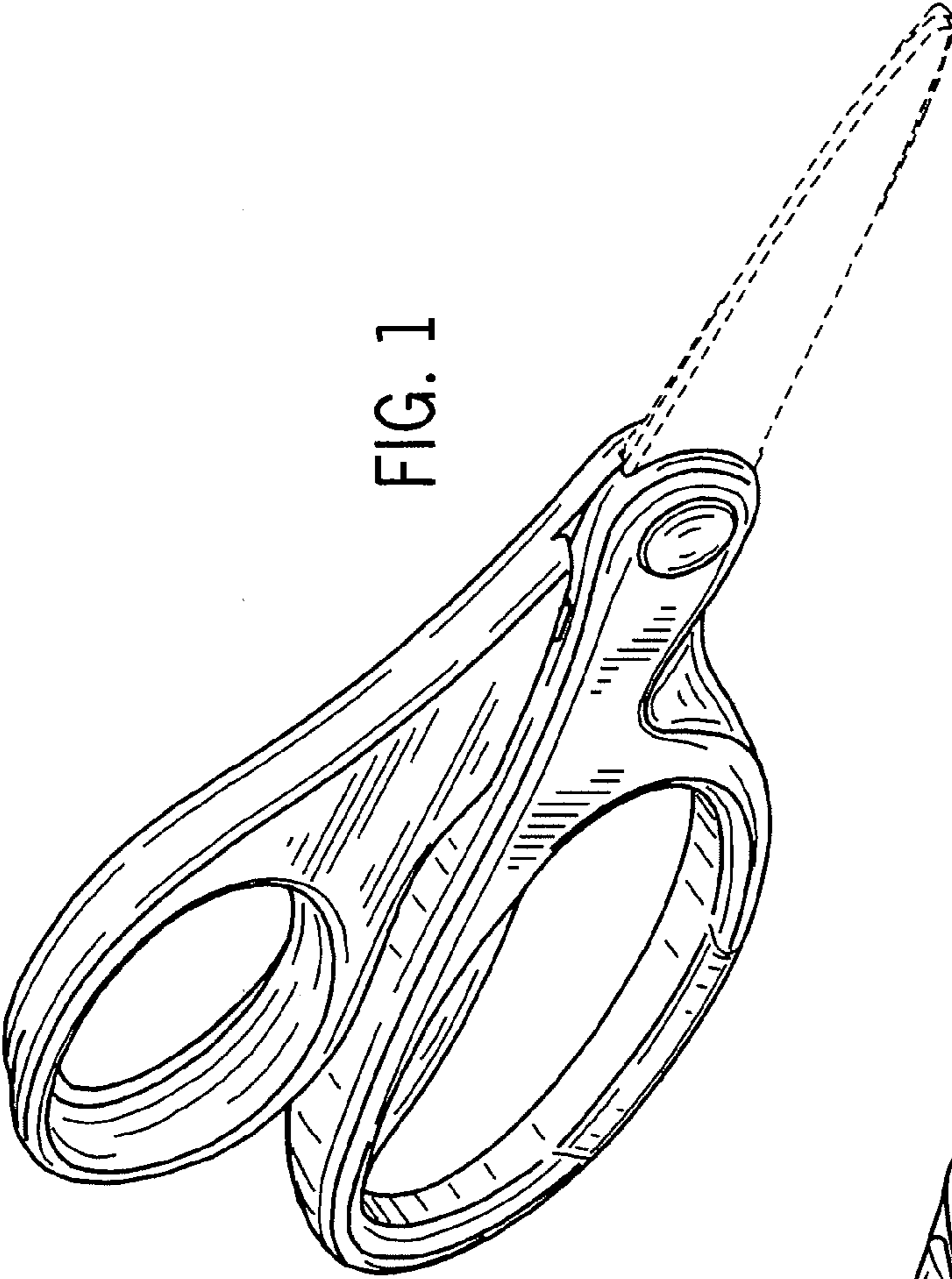


FIG. 1

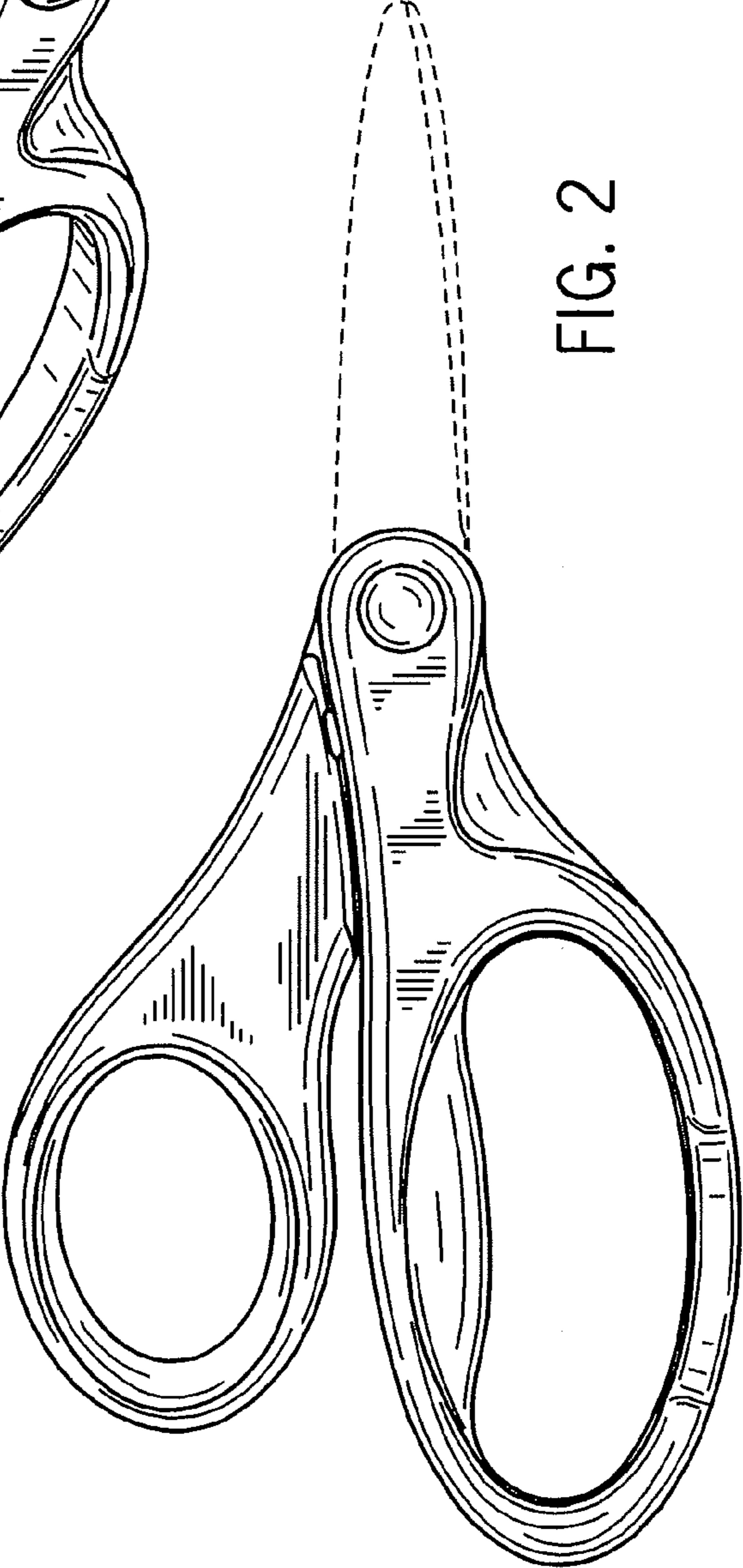


FIG. 2

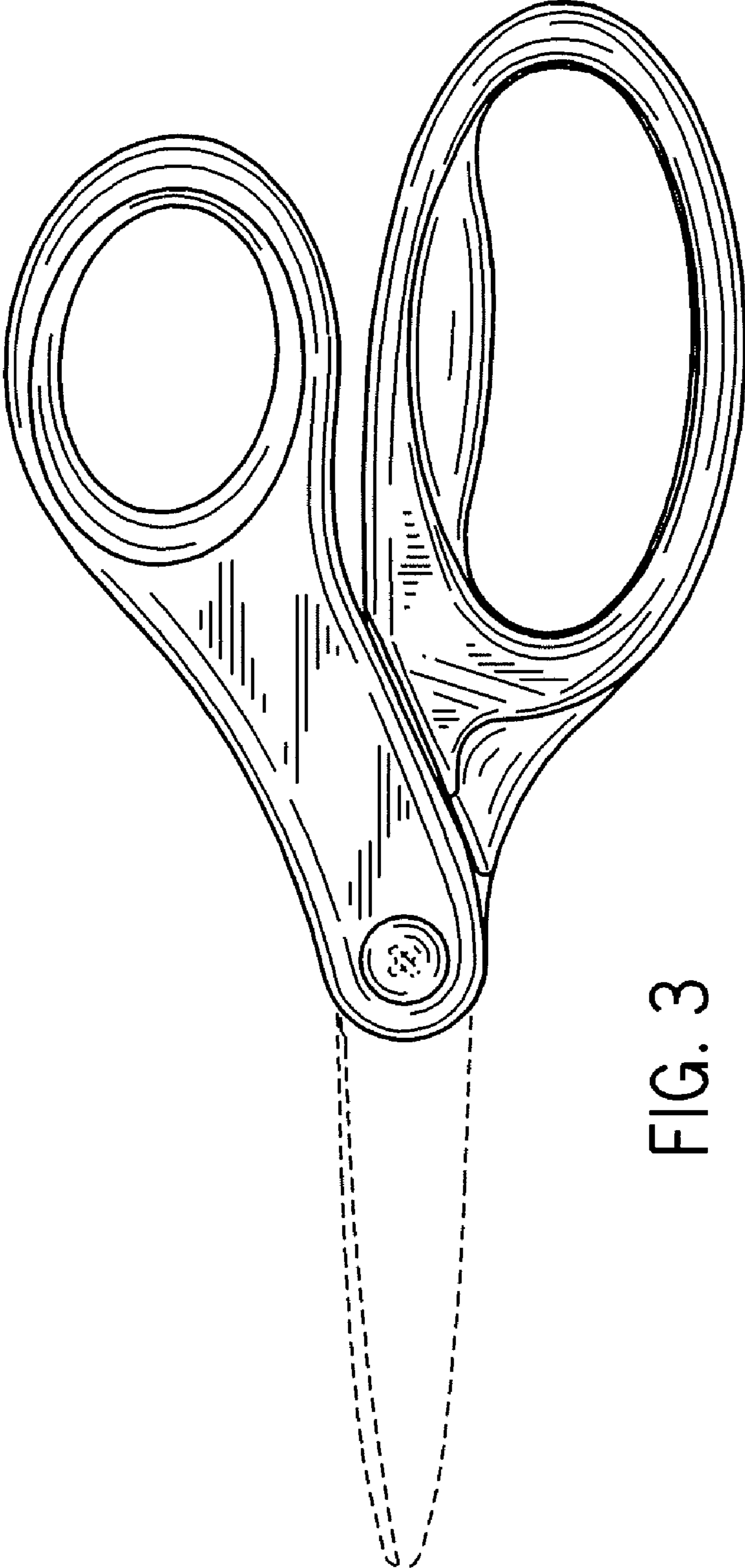


FIG. 3

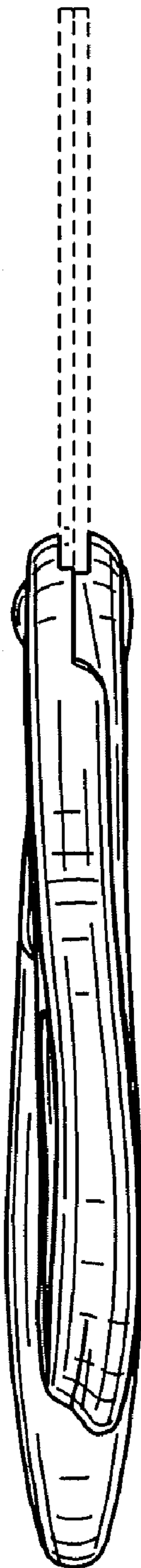


FIG. 4

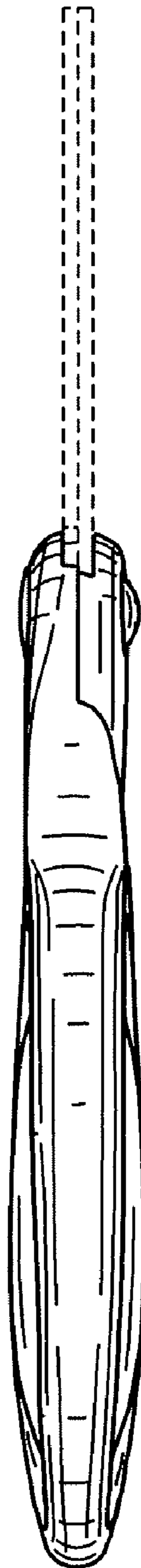


FIG. 5

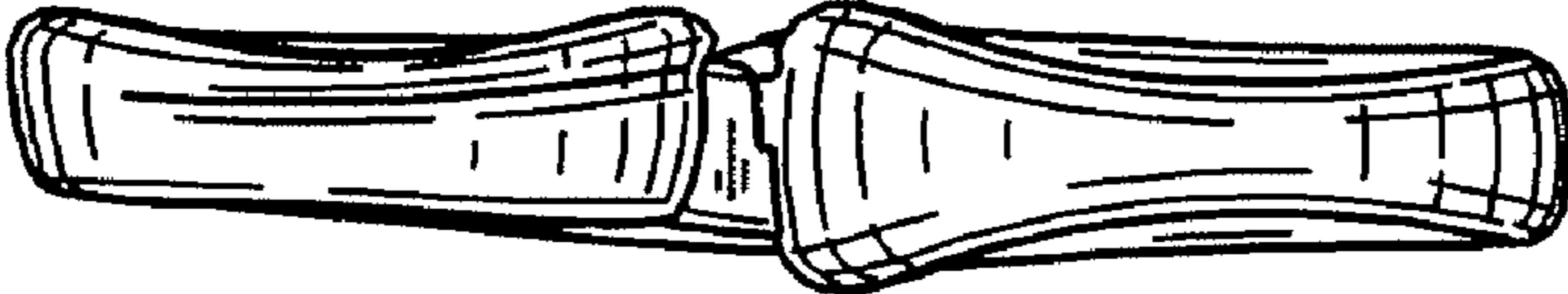


FIG. 7

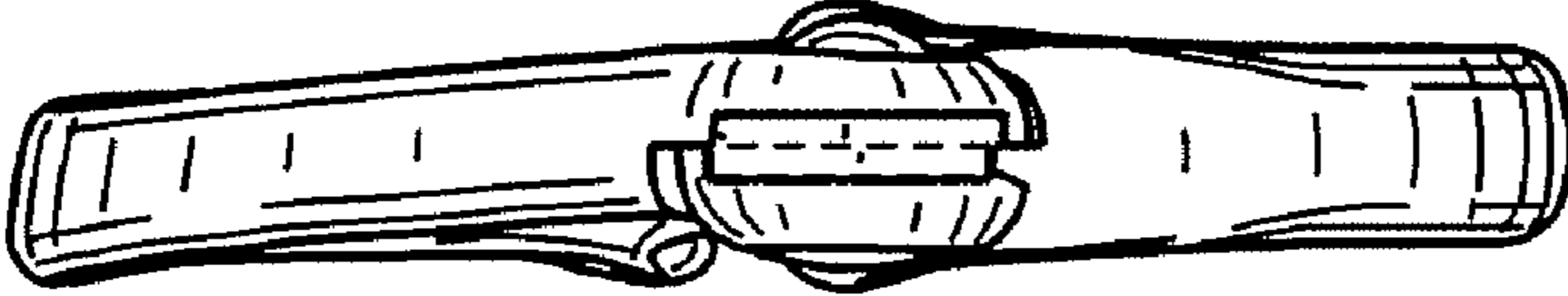


FIG. 6