



US00D611793S

(12) **United States Design Patent**
Trewartha et al.

(10) **Patent No.:** **US D611,793 S**
(45) **Date of Patent:** **** Mar. 16, 2010**

(54) **CUTTING TOOL**

(75) Inventors: **Samuel Dean Trewartha**, Crows Nest (AU); **Peter Noel Cooper**, East Sydney (AU); **Yashin Mark Radhakrishnan**, Enfield (AU); **Kenneth James Gleason, II**, Verona, WI (US); **Douglas R. Nelson**, Madison, WI (US); **Eric Williams**, Verona, WI (US); **Steve Wittmann**, Sun Prairie, WI (US); **Lisa Painter**, Madison, WI (US); **Peter Russo**, Bedford, MA (US)

(73) Assignee: **Fiskars Brands, Inc.**, Madison, WI (US)

(**) Term: **14 Years**

(21) Appl. No.: **29/330,615**

(22) Filed: **Jan. 9, 2009**

(51) **LOC (9) Cl.** **08-03**

(52) **U.S. Cl.** **D8/57; D8/5**

(58) **Field of Classification Search** D8/4, D8/5, 51-58, 105, 107; 30/131, 195, 229, 30/194, 230-235, 268, 350, 254-258; 7/135, 7/136; D21/532; D27/195; D28/57

See application file for complete search history.

(56) **References Cited**

U.S. PATENT DOCUMENTS

144,251	A *	11/1873	Breeden	30/262
311,702	A *	2/1885	Willis	30/262
649,939	A *	5/1900	Leighton et al.	225/93
848,966	A *	4/1907	Carlson	30/261
1,186,235	A *	6/1916	Schrade	30/232
2,497,587	A *	2/1950	Corley	30/232
2,505,705	A *	4/1950	Cohn	30/232
2,597,519	A *	5/1952	O'Brien	30/253
D206,588	S *	1/1967	Rogers	D8/5
D223,226	S *	4/1972	Fogg	D8/57
D248,534	S *	7/1978	Backstrom et al.	D8/5
4,189,831	A *	2/1980	Sonntag	30/232
4,635,363	A *	1/1987	Chapin	30/257
4,759,127	A *	7/1988	Gingher, Jr.	30/232

D307,233	S *	4/1990	Chapin	D8/57
4,947,553	A	8/1990	Bendickson et al.		
D319,942	S *	9/1991	Schubert	D8/57
5,426,857	A	6/1995	Lindén		
D359,890	S *	7/1995	Wensley	D8/5
5,469,625	A	11/1995	Melter et al.		
5,636,443	A	6/1997	Lindén		
5,697,159	A	12/1997	Lindén		
D483,239	S *	12/2003	Sprouse	D8/57
6,705,015	B2 *	3/2004	Stagi	30/227
D488,364	S *	4/2004	Wong	D8/57
D545,654	S	7/2007	Russo et al.		
D584,122	S *	1/2009	Caroca	D8/57

OTHER PUBLICATIONS

Jan. 2005 Fiskars School Office Craft Catalog, pp. 11, 12 and 18.

* cited by examiner

Primary Examiner—Cathron C Brooks

Assistant Examiner—Deanna Fluegeman

(74) *Attorney, Agent, or Firm*—Foley & Lardner LLP

(57) **CLAIM**

We claim the ornamental design for a cutting tool, as shown and described.

DESCRIPTION

FIG. 1 is a perspective view of a cutting tool showing our new design;

FIG. 2 is a right side view thereof;

FIG. 3 is a front view thereof;

FIG. 4 is a left side view thereof;

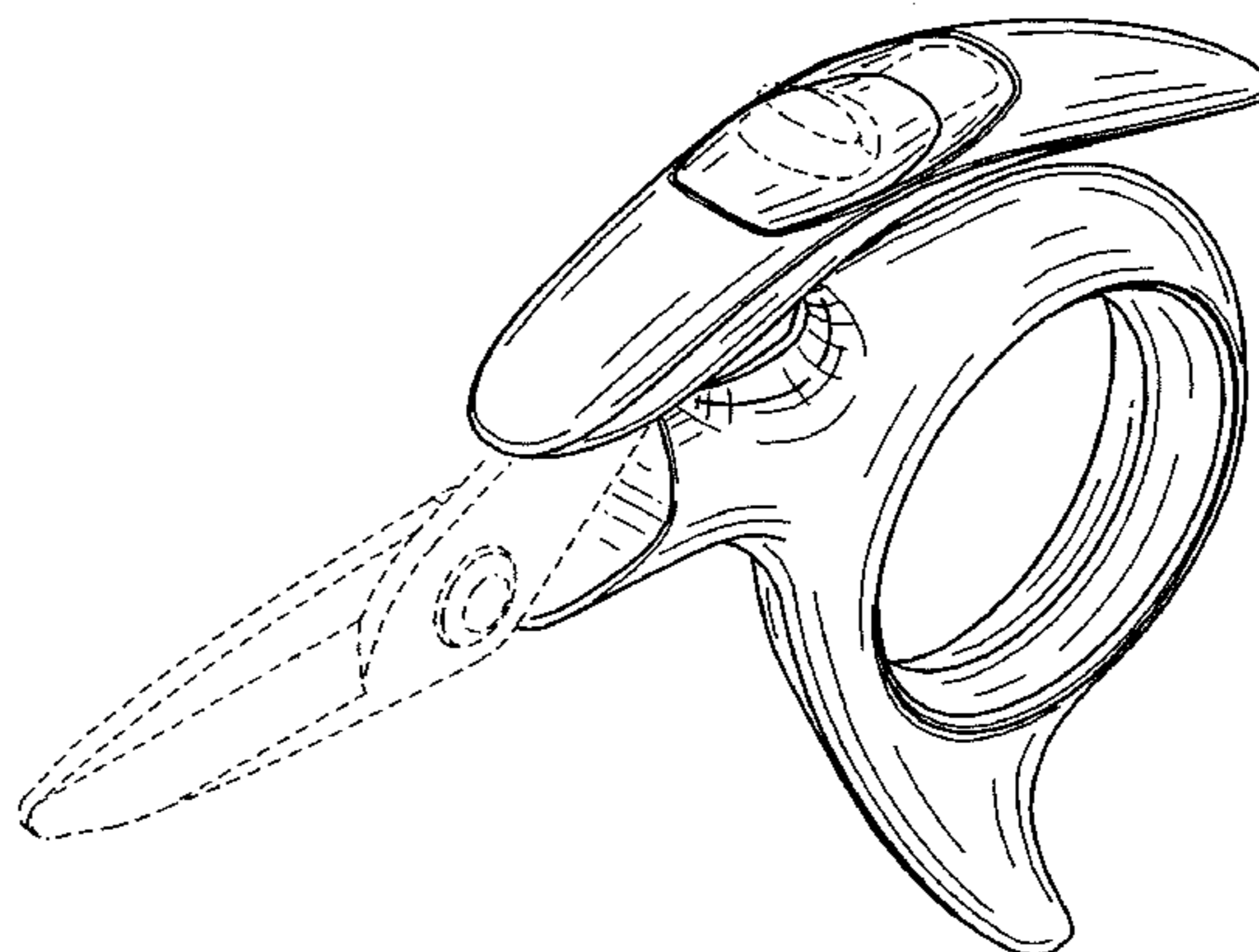
FIG. 5 is a rear view thereof;

FIG. 6 is a top view thereof; and,

FIG. 7 is a bottom view thereof.

The ornamental design which is claimed is shown in solid lines in the drawings. The broken lines in the drawings illustrate unclaimed portions of the cutting tool and form no part of the claimed design.

1 Claim, 4 Drawing Sheets



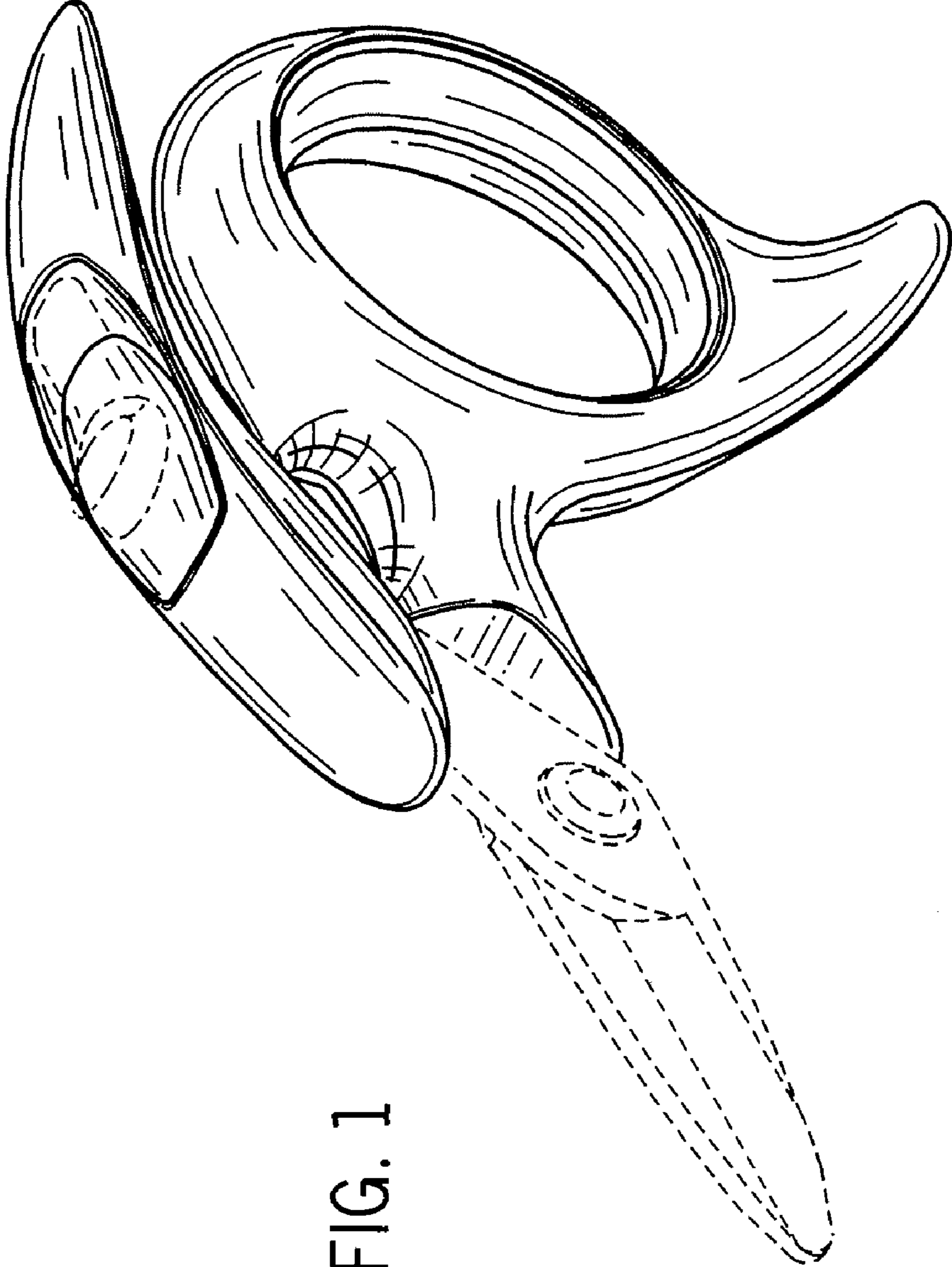


FIG. 1

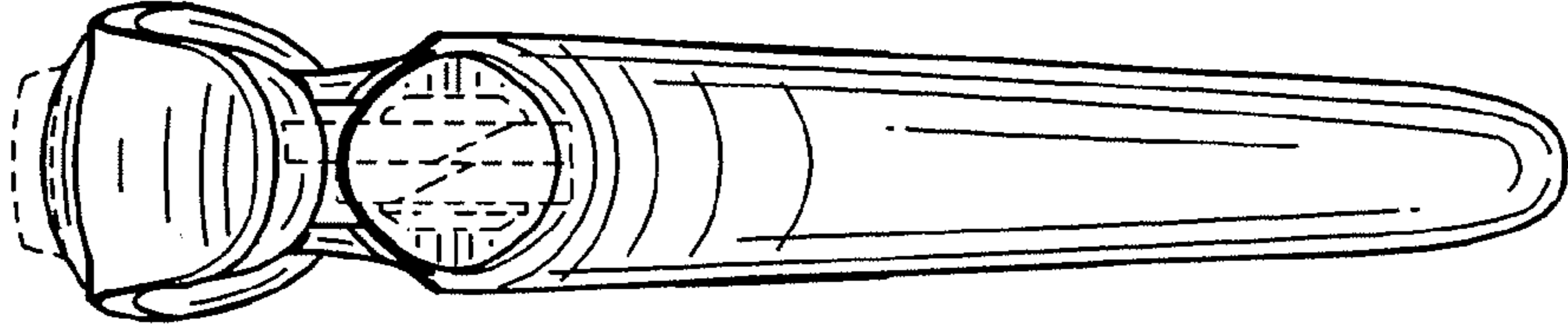


FIG. 3

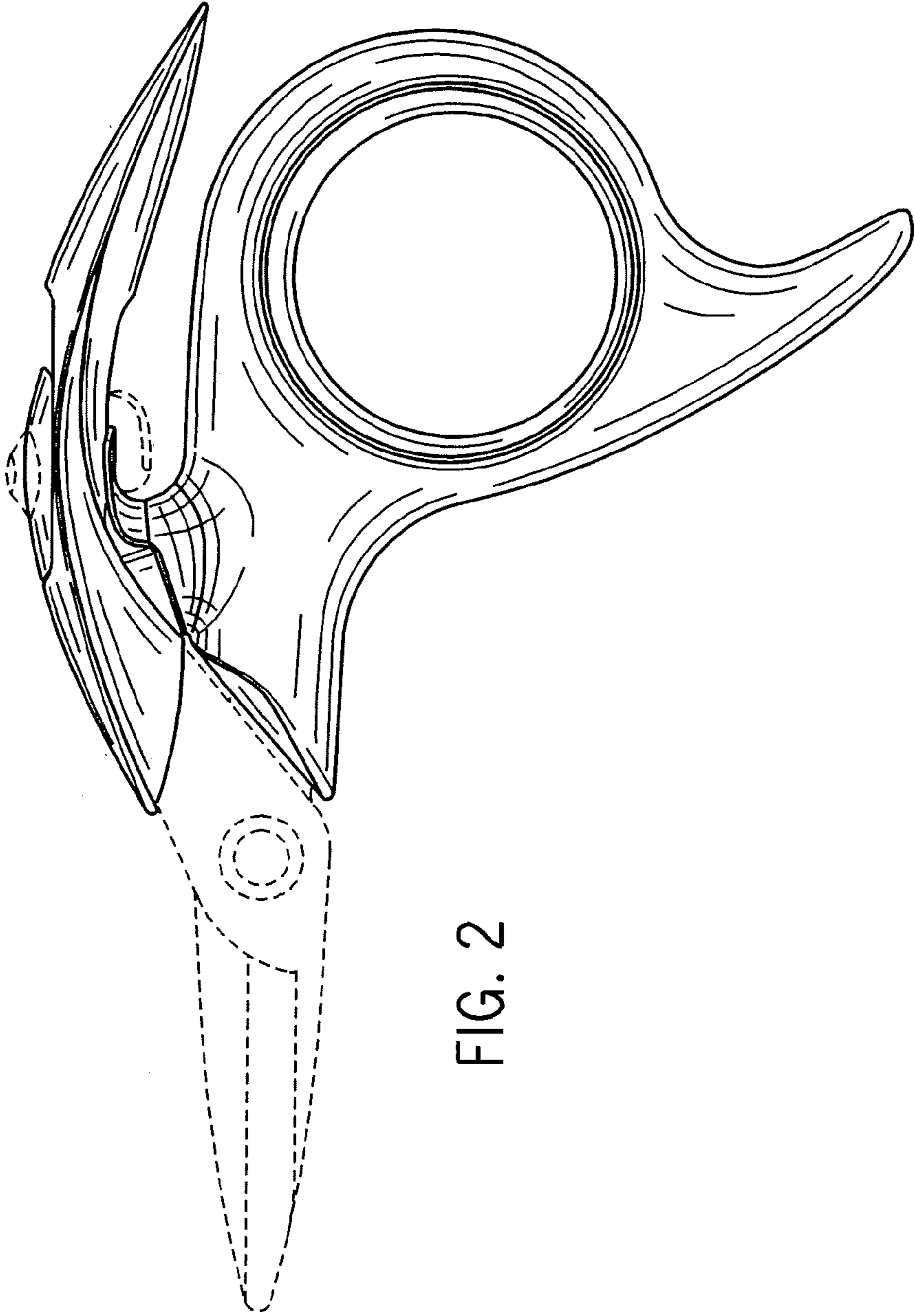


FIG. 2

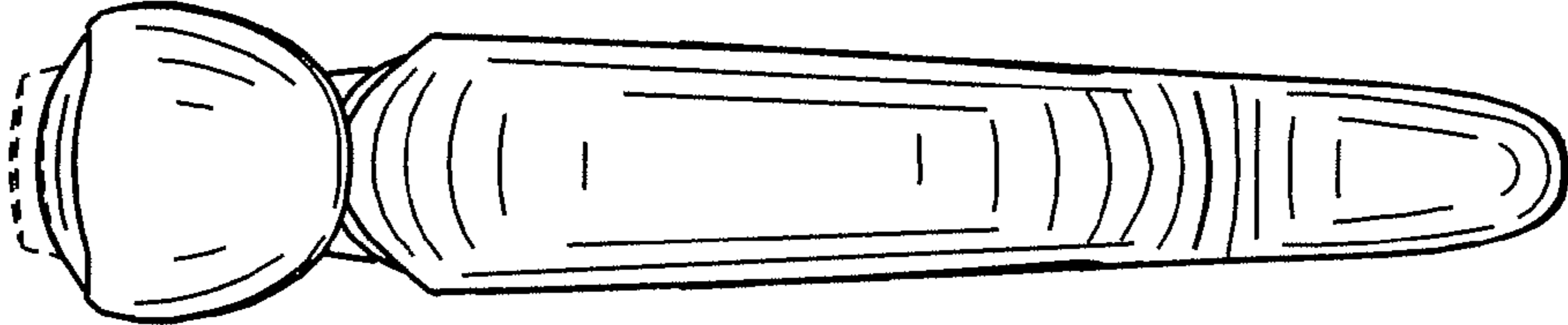


FIG. 5

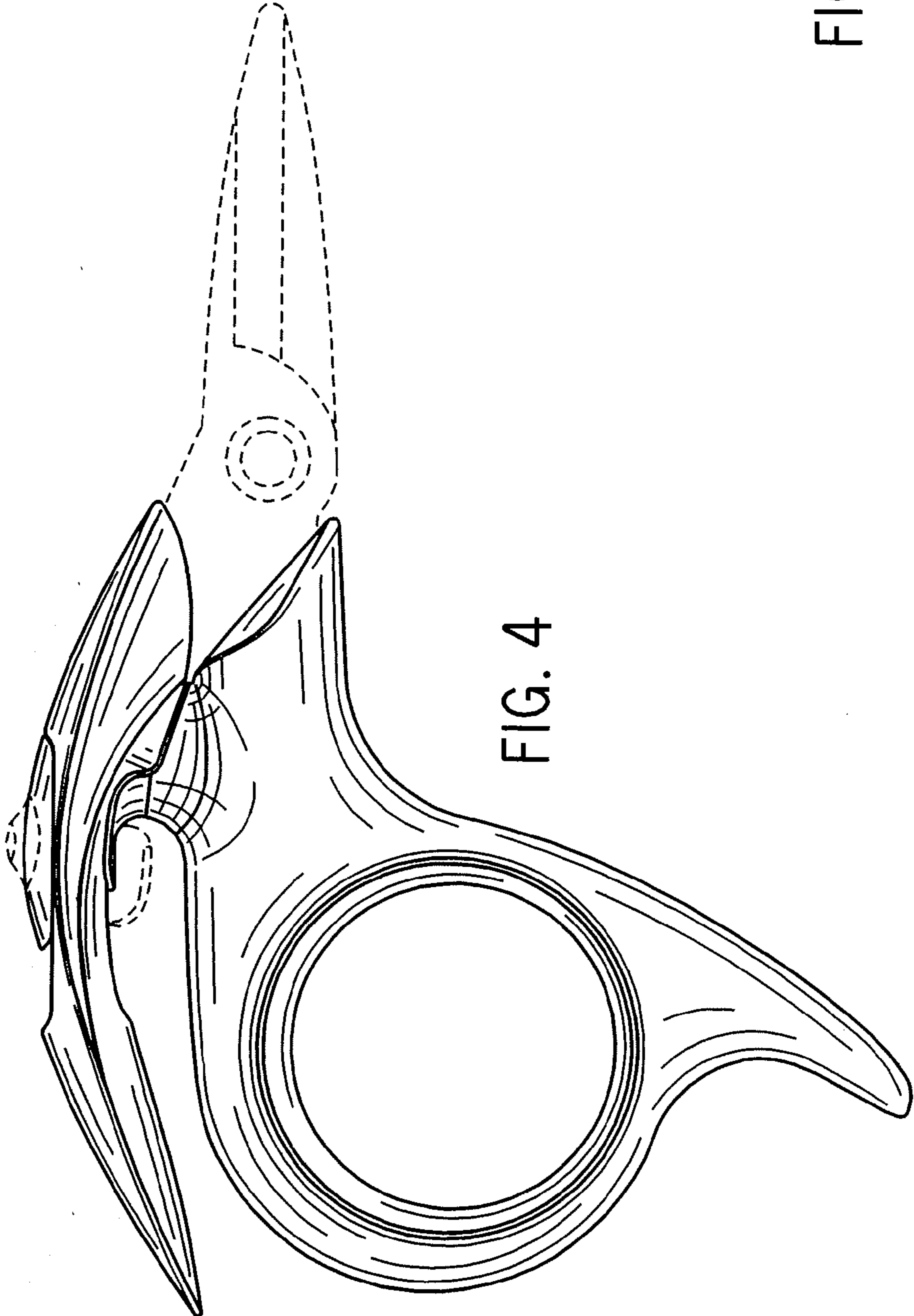


FIG. 4




FIG. 6

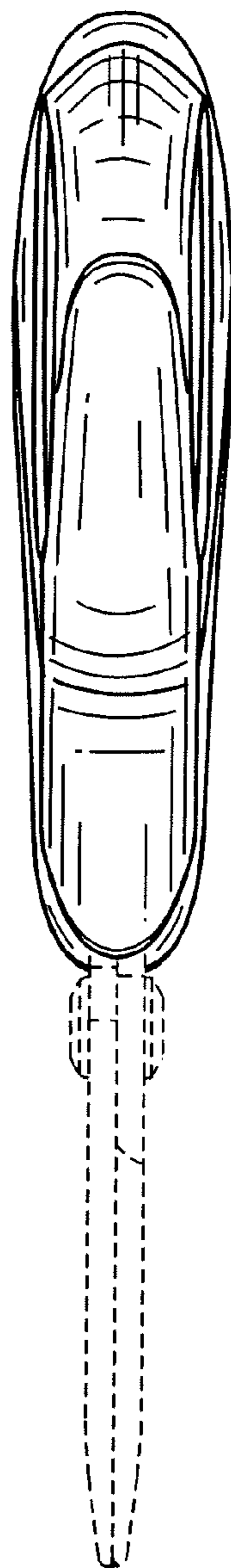


FIG. 7