



US00D611791S

(12) **United States Design Patent**  
**Brands**

(10) **Patent No.:** **US D611,791 S**

(45) **Date of Patent:** **\*\* Mar. 16, 2010**

(54) **PLIERS HEAD**

(75) Inventor: **David C. Brands**, Portland, OR (US)

(73) Assignee: **Coast Cutlery Company**, Portland, OR (US)

(\*\*) Term: **14 Years**

(21) Appl. No.: **29/336,876**

(22) Filed: **May 11, 2009**

(51) **LOC (9) Cl.** ..... **08-05**

(52) **U.S. Cl.** ..... **D8/52**

(58) **Field of Classification Search** ..... D8/1,  
D8/4, 14, 51-58, 60, 105-107; D24/133,  
D24/148, 153; D22/149, 150, 199; 81/300,  
81/318, 324, 326, 385, 393, 407, 415-418,  
81/420, 424.5, 426, 426.5, 427, 427.5

See application file for complete search history.

(56) **References Cited**

U.S. PATENT DOCUMENTS

D195,890	S	*	8/1963	Maiden	.....	D8/58
4,842,249	A	*	6/1989	Weigand	.....	254/93 R
4,973,028	A	*	11/1990	Linster	.....	254/93 R
5,544,862	A	*	8/1996	Hickerson	.....	254/124
D406,030	S	*	2/1999	Gardiner et al.	.....	D8/52
6,324,712	B1	*	12/2001	Elsener, Sr.	.....	7/132
D454,474	S	*	3/2002	Montague	.....	D8/52
6,625,832	B2	*	9/2003	Montague	.....	7/128
6,718,585	B2	*	4/2004	McIntosh et al.	.....	7/128

6,721,983	B2	*	4/2004	Dallas et al.	.....	7/128
D499,621	S	*	12/2004	Tsuda	.....	D8/52
D519,803	S	*	5/2006	Tsuda	.....	D8/52
D542,107	S	*	5/2007	Yale et al.	.....	D8/52
D557,100	S	*	12/2007	Stokes et al.	.....	D8/105
D568,710	S	*	5/2008	Klecker et al.	.....	D8/105
7,530,129	B2	*	5/2009	Yale et al.	.....	7/128
D596,911	S	*	7/2009	Carpenter et al.	.....	D8/55
7,568,372	B1	*	8/2009	Patton et al.	.....	72/464

\* cited by examiner

*Primary Examiner*—Cathron C Brooks

*Assistant Examiner*—Deanna Fluegeman

(74) *Attorney, Agent, or Firm*—Kolisich Hartwell, P.C.

(57) **CLAIM**

I claim the ornamental design for a pliers head, as shown and described.

**DESCRIPTION**

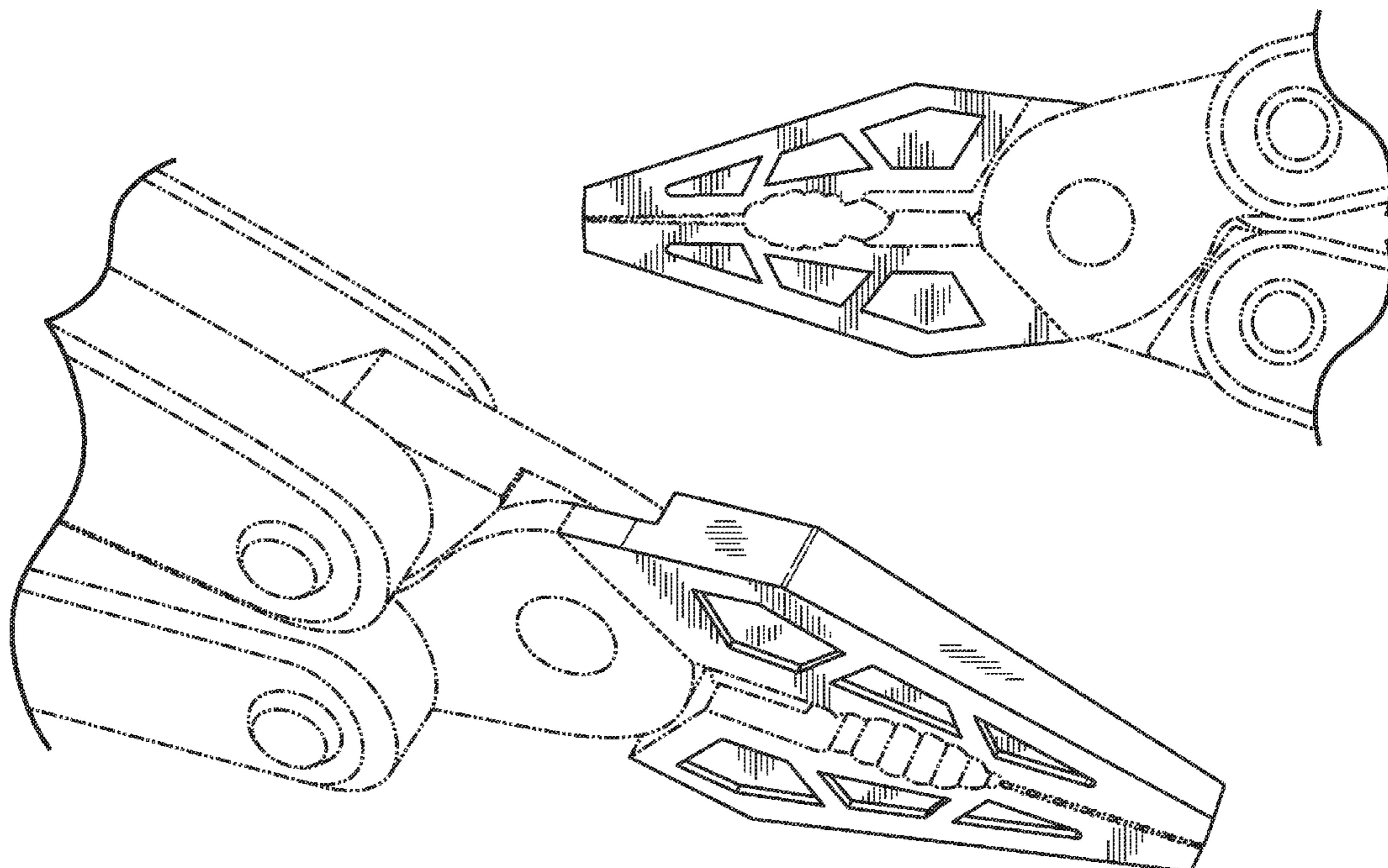
FIG. 1 is a perspective view of a pliers head, showing the front and left side of the pliers head; and,

FIG. 2 is a front elevation view of the pliers head of FIG. 1.

The evenly-spaced broken lines illustrate the bounds of the claimed design and form no part thereof. The unevenly-spaced broken lines illustrate unclaimed portions of the pliers head and form no part of the claimed design.

The shading lines shown in the drawings represent the approximate three-dimensional contour of the design, and are not intended to indicate surface decoration.

**1 Claim, 1 Drawing Sheet**



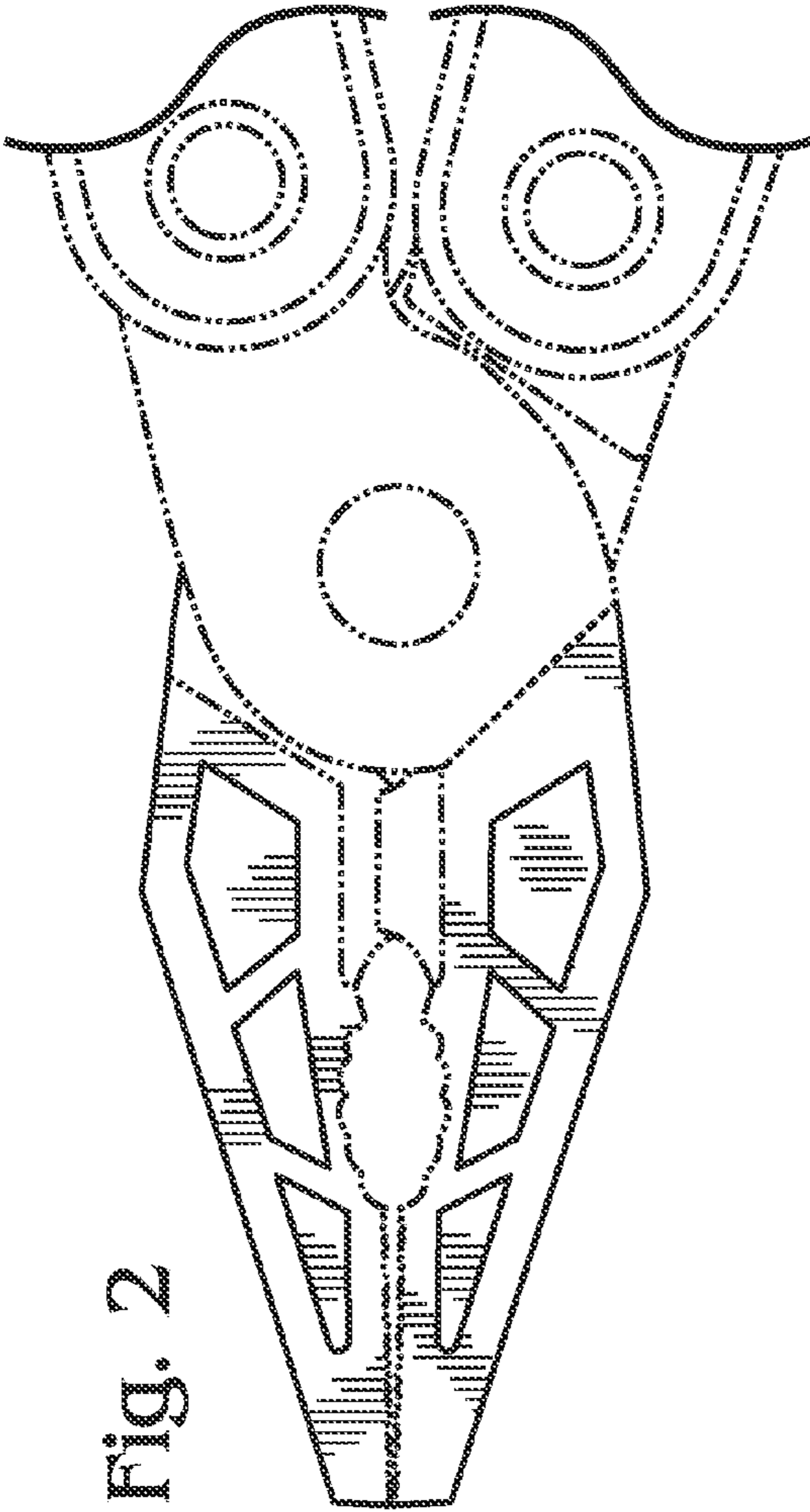


Fig. 2

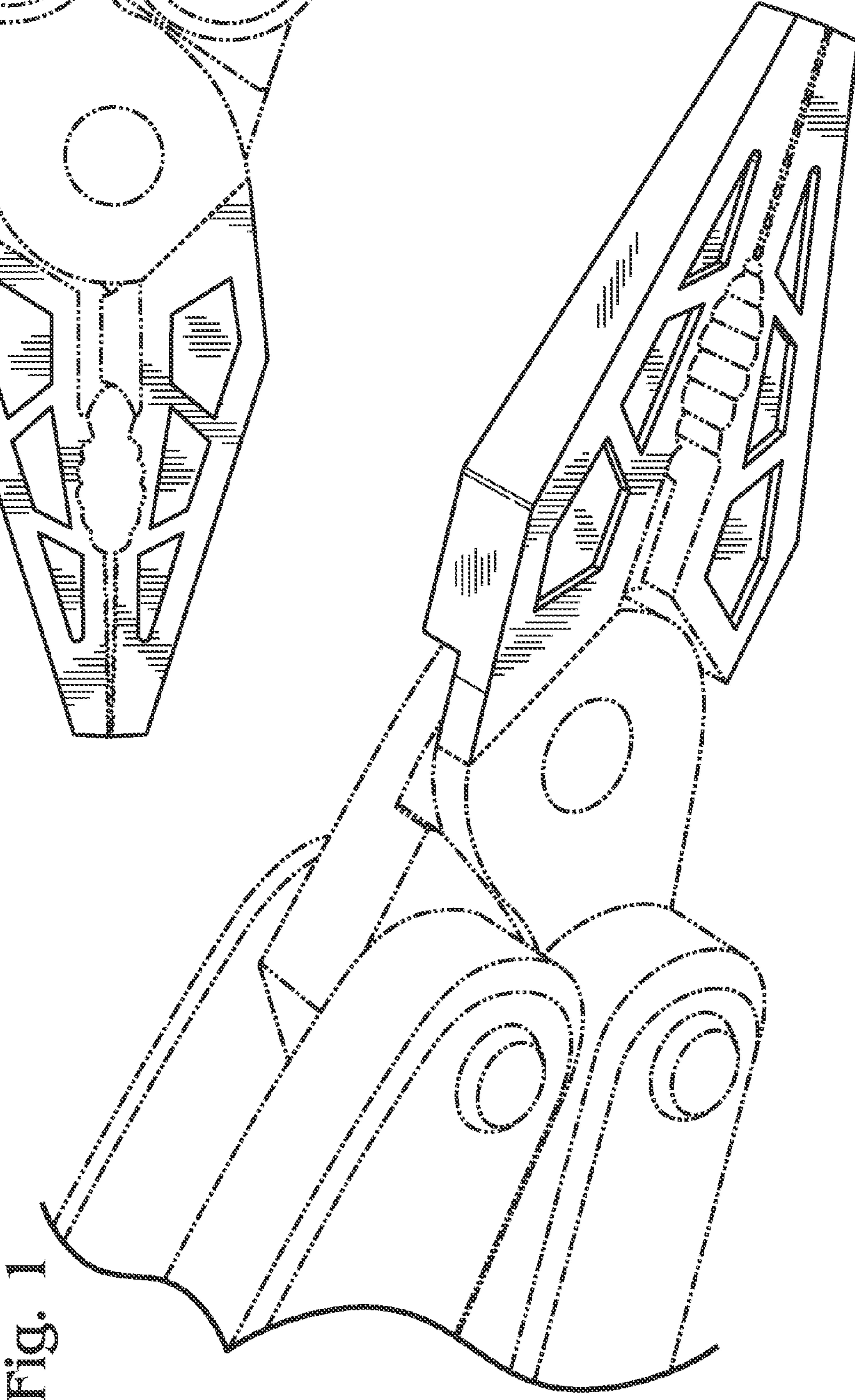


Fig. 1