



US00D611782S

(12) **United States Design Patent**  
**Masser et al.**

(10) **Patent No.:** **US D611,782 S**  
(45) **Date of Patent:** **\*\* Mar. 16, 2010**

(54) **CONTAINMENT TRAY**

(75) Inventors: **Jeremy Masser**, Fenton, MI (US); **Matt Janowak**, Fenton, MI (US)

(73) Assignee: **Structural Plastics, Inc.**, Holly, MI (US)

(\*\*) Term: **14 Years**

(21) Appl. No.: **29/331,103**

(22) Filed: **Jan. 20, 2009**

(51) **LOC (9) Cl.** ..... **08-01**

(52) **U.S. Cl.** ..... **D8/1; D7/566**

(58) **Field of Classification Search** ..... D3/313;  
D11/156, 155, 143, 149, 152, 153; D7/551.2,  
D7/553.6, 553.3, 566; 47/65.5, 69, 17; 206/423,  
206/557; D8/1

See application file for complete search history.

(56) **References Cited**

**U.S. PATENT DOCUMENTS**

D210,750 S *	4/1968	Paxton	.....	D11/155
D218,629 S *	9/1970	Hasselbach	.....	D11/156
3,772,827 A *	11/1973	Ware	.....	47/39
D245,241 S *	8/1977	Robinson	.....	D11/155
D259,777 S *	7/1981	Ehrreich	.....	D11/155
D322,707 S *	12/1991	Iverson	.....	D3/313
D323,415 S *	1/1992	Iverson	.....	D3/313
5,451,443 A *	9/1995	Wechsler	.....	428/99
5,890,318 A *	4/1999	Hammerle	.....	47/87

D414,443 S *	9/1999	Nobile	.....	D11/156
D419,913 S *	2/2000	Thomas et al.	.....	D11/156
D432,455 S *	10/2000	Rosenberg	.....	D11/152
D453,308 S *	2/2002	McCauley	.....	D11/152
D487,035 S *	2/2004	Bellavics	.....	D11/155
6,814,235 B2 *	11/2004	Wang	.....	206/557
D502,065 S *	2/2005	Yang	.....	D8/1
D507,204 S *	7/2005	Chang	.....	D11/156

\* cited by examiner

*Primary Examiner*—Holly H Baynham

*Assistant Examiner*—Sheryl Lane

(74) *Attorney, Agent, or Firm*—Young Basile

(57) **CLAIM**

The ornamental design for a containment tray, as shown and described.

**DESCRIPTION**

FIG. 1 is a top front left perspective view of a containment tray showing our new design;

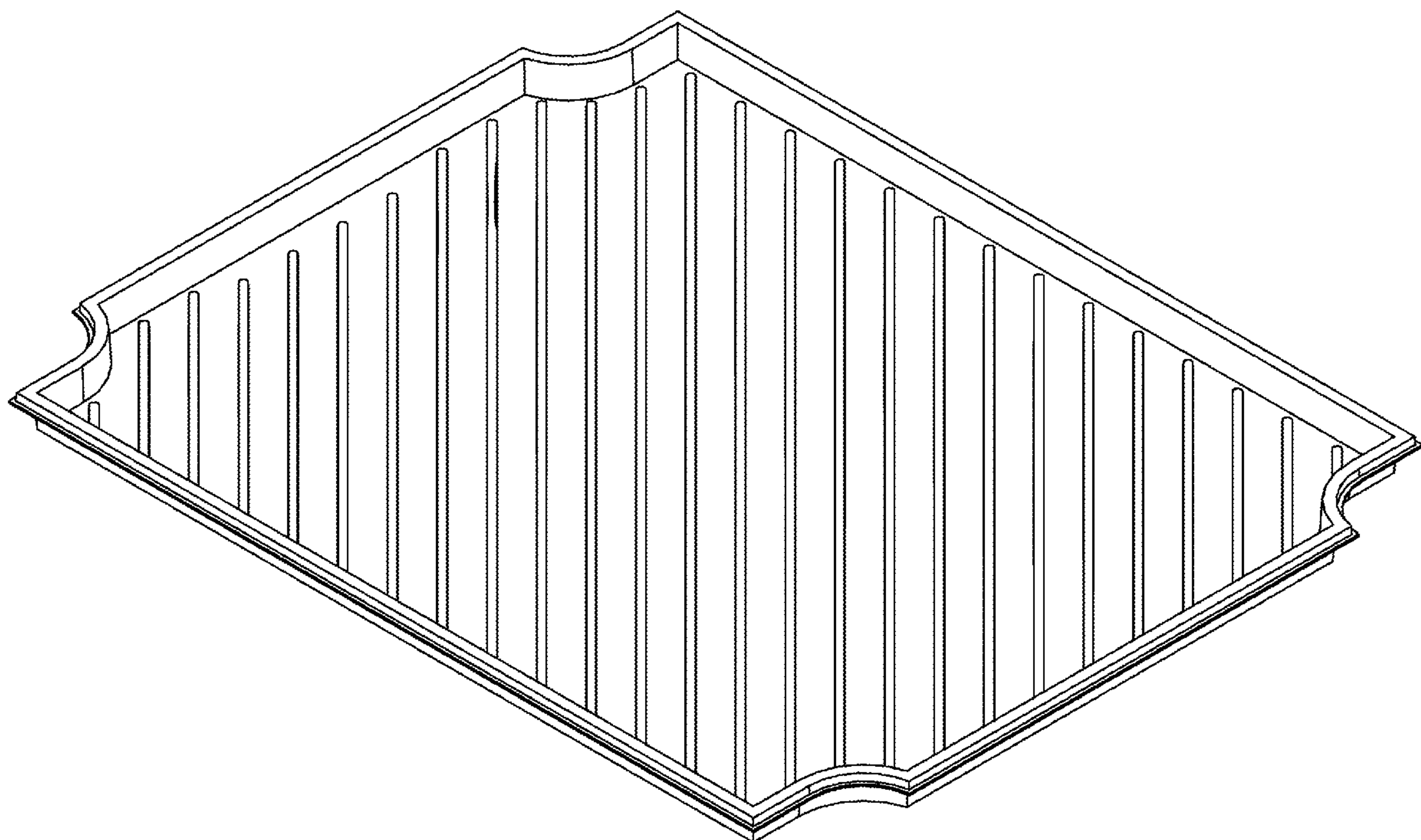
FIG. 2 is a top plan view of the containment tray of FIG. 1;

FIG. 3 is a bottom plan view of the containment tray of FIG. 1;

FIG. 4 is a front-elevational view of the containment tray of FIG. 1, the rear being identical thereto; and,

FIG. 5 is a left side-elevational view of the containment tray of FIG. 1, the right side being identical thereto.

**1 Claim, 3 Drawing Sheets**



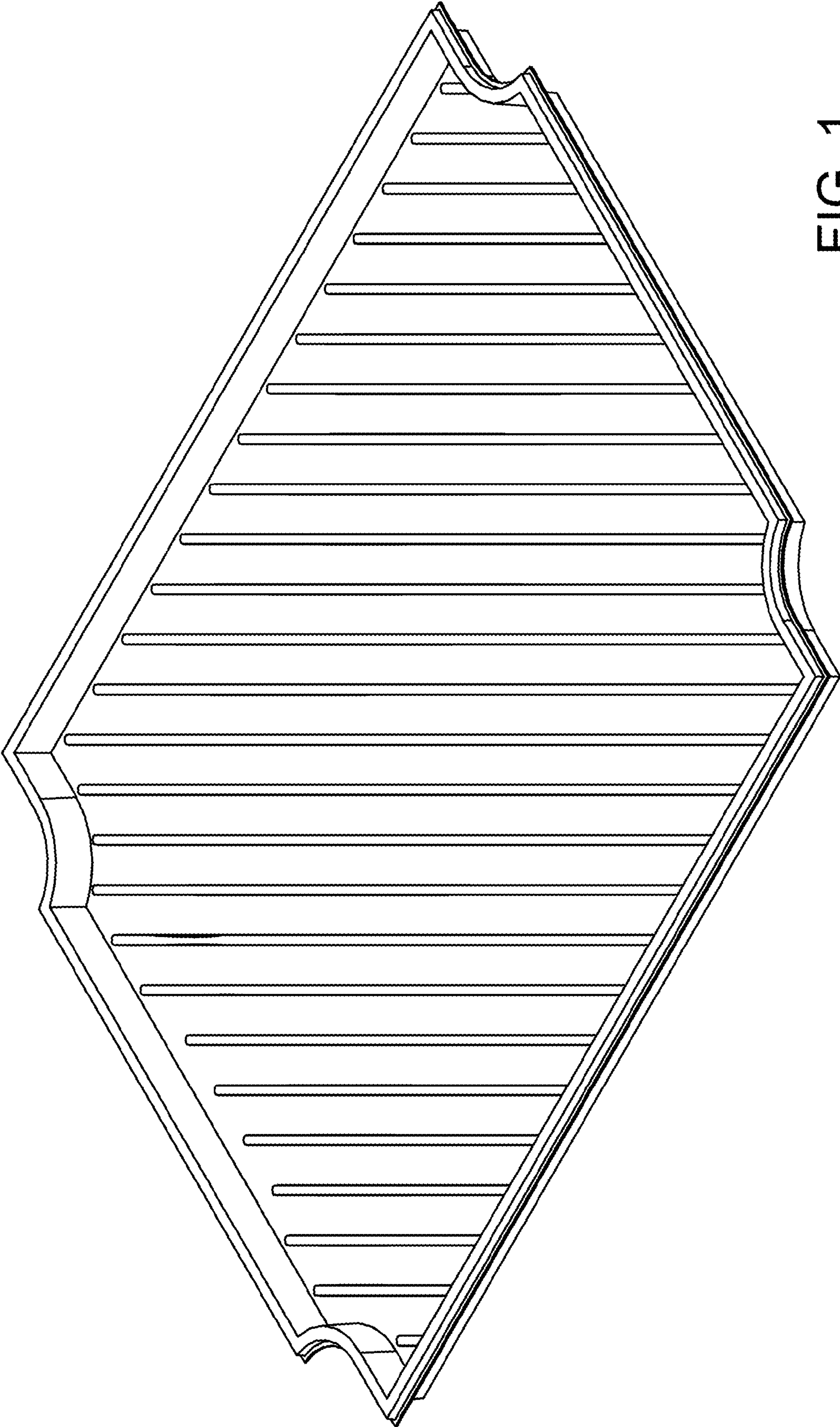


FIG. 1






FIG. 2




FIG. 3




FIG. 4




FIG. 5