



US00D611773S

(12) **United States Design Patent**
Burton et al.

(10) **Patent No.:** **US D611,773 S**
(45) **Date of Patent:** **** Mar. 16, 2010**

(54) **BOTTLE WRAP**

(75) Inventors: **James L. Burton**, Frontenac, MO (US);
Todd E. McGowan, Chesterfield, MO
(US)

(73) Assignee: **TMAX, LLC**, St. Louis, MO (US)

(**) Term: **14 Years**

(21) Appl. No.: **29/336,050**

(22) Filed: **Apr. 28, 2009**

Related U.S. Application Data

(63) Continuation of application No. 29/327,842, filed on
Dec. 9, 2008.

(51) **LOC (9) Cl.** **07-06**

(52) **U.S. Cl.** **D7/624.2**

(58) **Field of Classification Search** D7/590,
D7/601-602, 606-608, 619.1, 619.2, 622,
D7/624.1, 624.2, 625, 628, 388, 396.1, 396.2;
D9/455; 220/694, 703, 732, 737, 738, 739,
220/741-742, 903

See application file for complete search history.

(56) **References Cited**

U.S. PATENT DOCUMENTS

1,395,485 A * 11/1921 Duncan et al. 48/4
2,081,409 A * 5/1937 Rush 215/12.1
D216,425 S * 1/1970 Foster D22/107
4,813,558 A * 3/1989 Fujiyoshi 215/395
D371,280 S * 7/1996 Moreno D7/624.3

D371,725 S * 7/1996 Moreno D7/624.3
D433,880 S * 11/2000 Herrera D7/625
6,237,820 B1 * 5/2001 Saxton 224/148.5
D541,596 S * 5/2007 Hicks D7/624.2

* cited by examiner

Primary Examiner—Ian Simmons

Assistant Examiner—Dana L Sipos

(74) *Attorney, Agent, or Firm*—Sonnenschein Nath &
Rosenthal LLP

(57) **CLAIM**

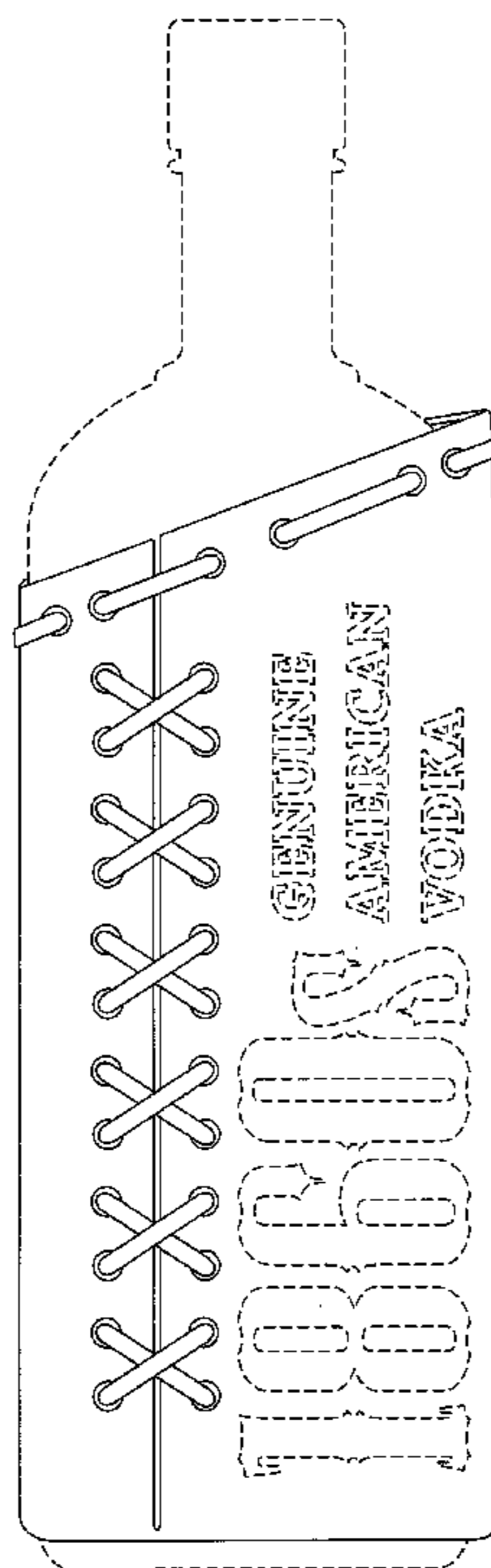
The ornamental design for a bottle wrap, as shown and
described.

DESCRIPTION

FIG. 1 is a front view of a bottle wrap showing the new design;
FIG. 2 is a back view of the bottle wrap as shown in FIG. 1;
FIG. 3 is a right side view of the bottle wrap as shown in FIG.
1;
FIG. 4 is a left side view of the bottle wrap as shown in FIG.
1;
FIG. 5 is a bottom view of the bottle wrap as shown in FIG. 1;
and,
FIG. 6 is a top view of the bottle wrap as shown in FIG. 1.

Features shown in dashed lines immediately adjacent the
solid lines represent the bounds of the claim and all other
dashed lines, including the dashed lines depicting the bottle,
are for illustrative purposes only. None of the dashed lines
form a part of the claimed design.

1 Claim, 6 Drawing Sheets



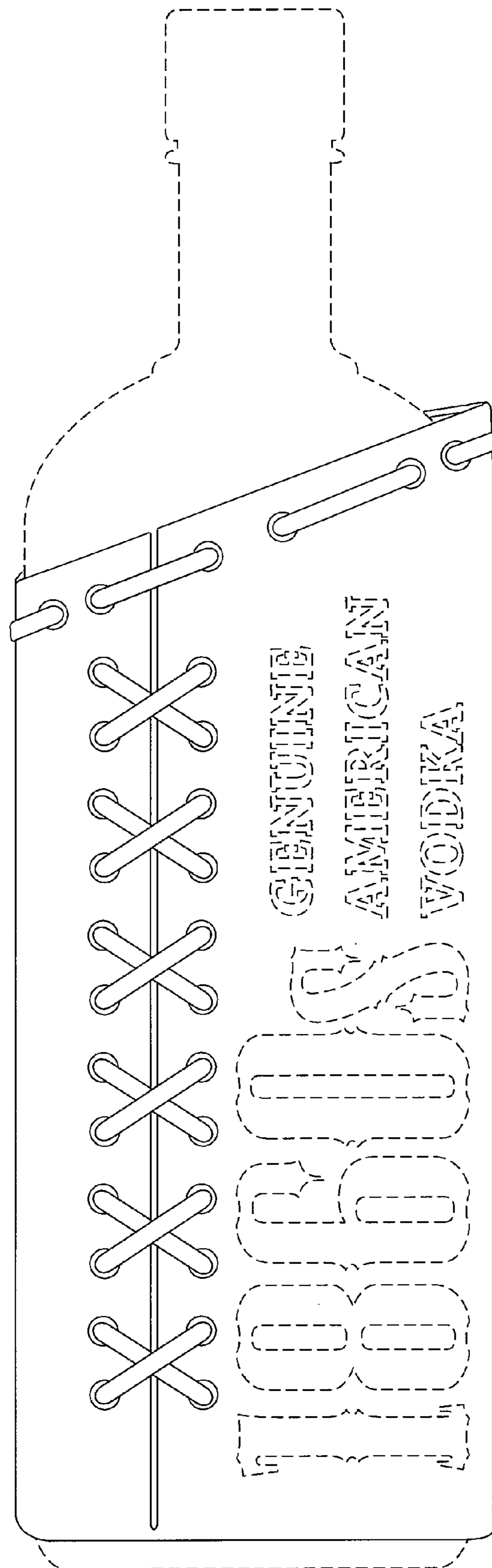


FIG 1

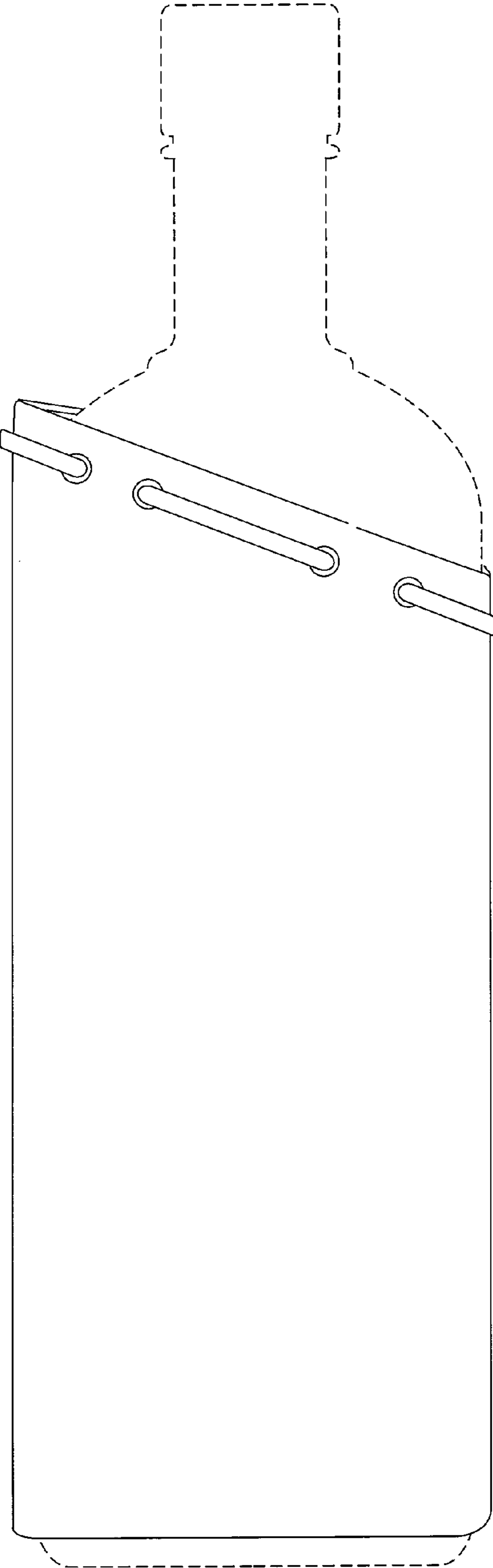


FIG 2




FIG 3

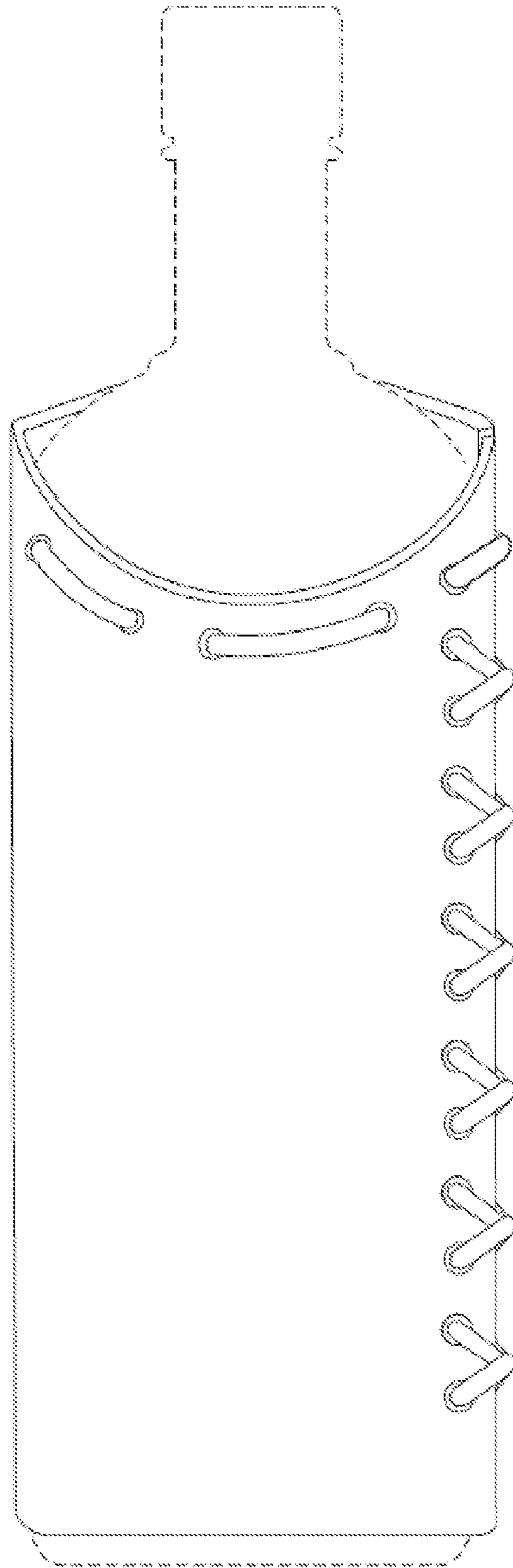


FIG 4

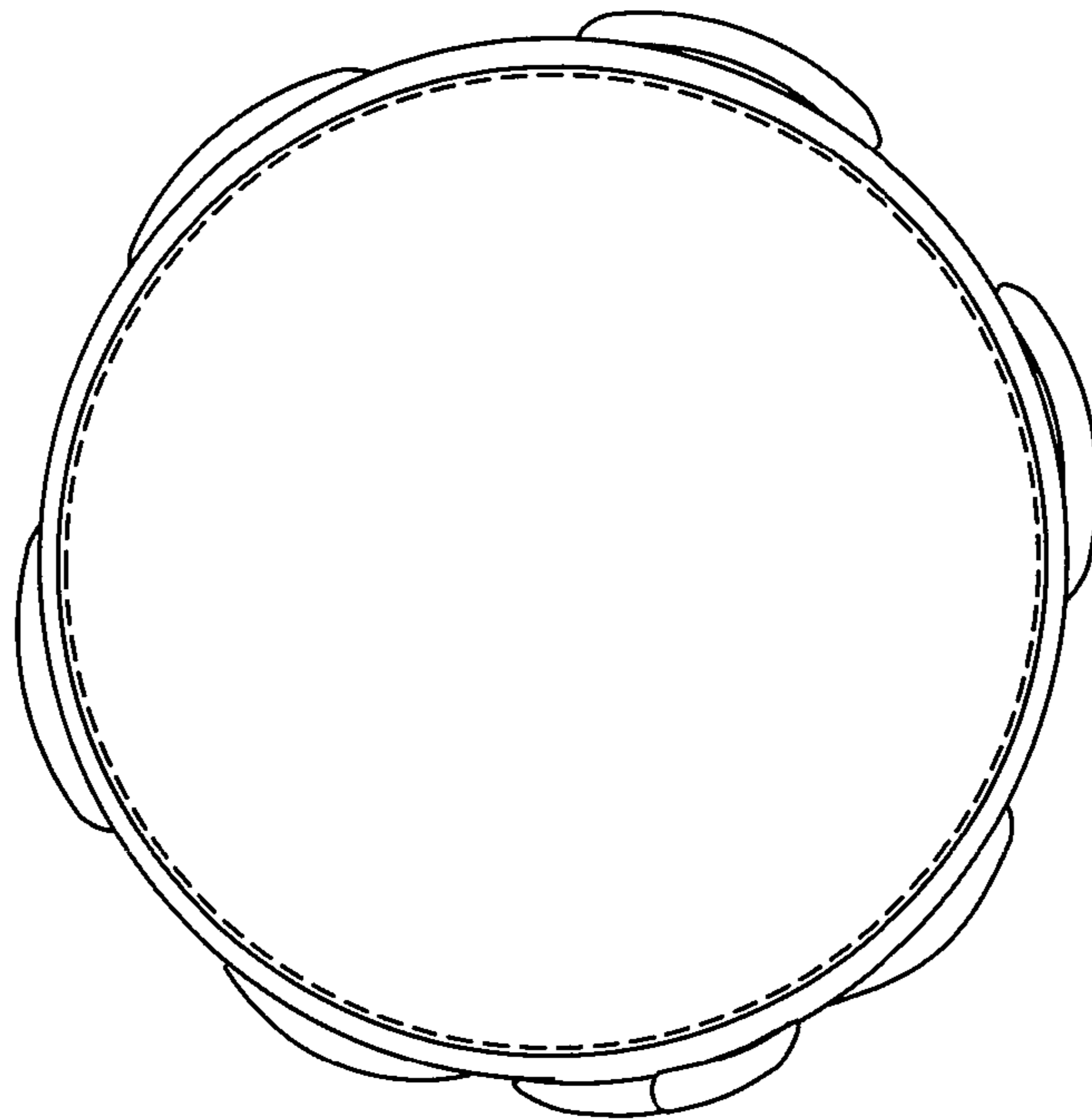


FIG 5

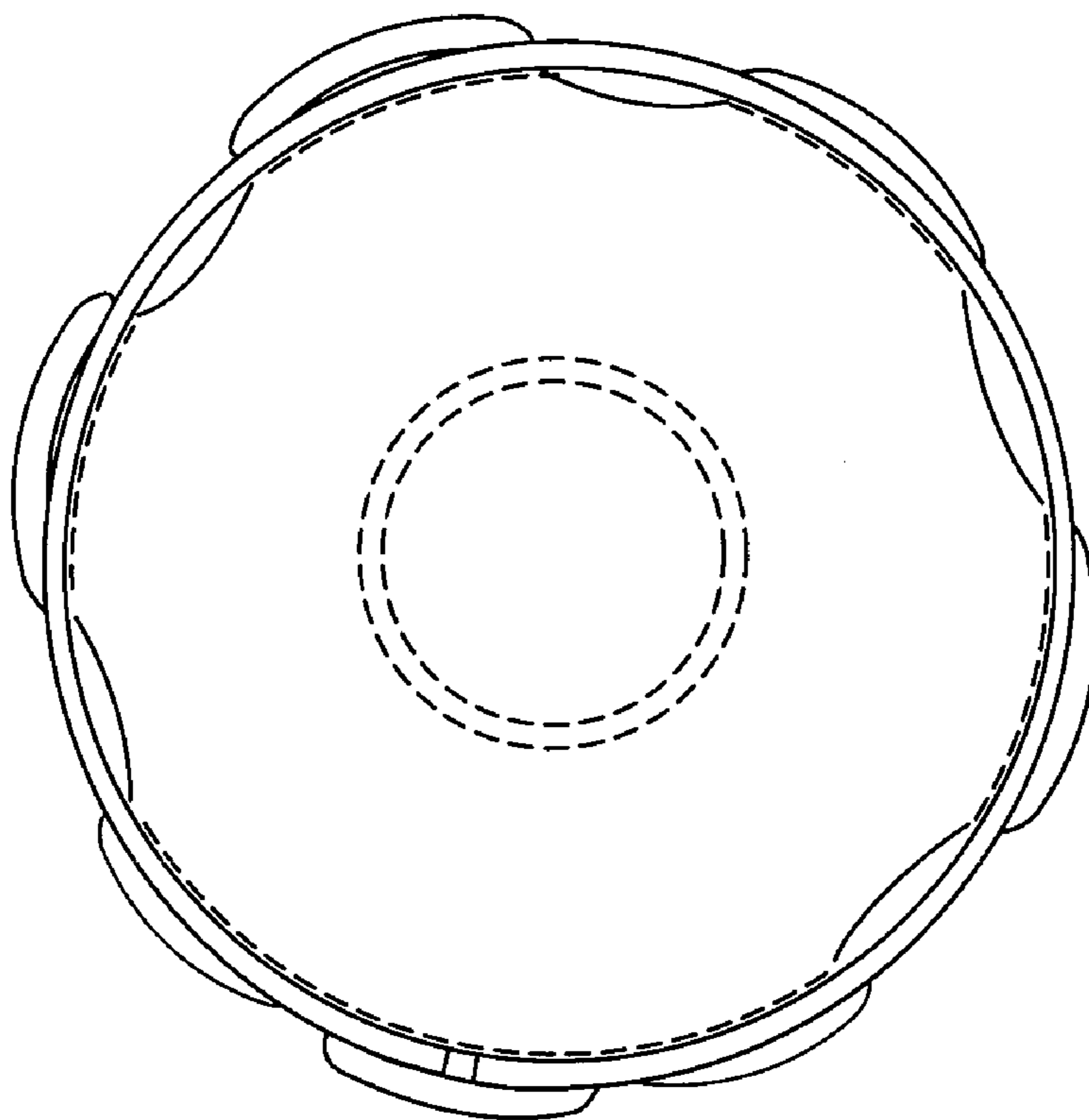


FIG 6